



Foundation for Internet Development
Lomonosov Moscow State University, Department of Psychology

**Russian Kids Online: risks and safety.
Key findings of the EU Kids Online II survey in Russia**

Galina Soldatova, Elena Rasskazova, Ekaterina Zotova, Maria
Lebesheva, Marina Geer and Polina Roggendorf

The authors would like to express gratitude for all the help in the process of conducting the survey, for consulting and support during data analysis Prof. Dr. Sonia Livingstone, Dr. Leslie Haddon, Dr. Brian O'Neill, Prof. Dr. Uwe Hasebrink, as well as the entire united and experienced team of the EU Kids Online II project.

We are also very grateful to the whole Russian team for their help during the survey in Russian regions: Tatiana Yanicheva (Saint-Petersburg University), Olga Uvarovskaya (Syktyvkar State University), Svetlana Kasimova (Vyatsky State University), Margarita Pavlova (Saratov Institute for Continued Education and further training), Tatiana Skripkina and Tatiana Scherbakova (Rostov State University), Andrei Shatin and Alexander Vokhmintsev (Chelyabinsk State University), Mikhail Ivanov (Kemerovsky State University), Elmira Isaeva (Dagestan State University), and Elvira Vandanova (Chita State University).

CONTENTS

KEY FINDINGS	5
1. INTRODUCTION.....	12
2. USAGE OF THE INTERNET	20
One on one with the internet: uncontrolled usage.	20
2.1. Where children use the internet	20
2.2. How children access the internet	23
2.3. How much children use the internet	27
2.3.1. Internet acceleration: the age at which children first use the internet is dropping	27
2.3.2. The frequency of going online and the time spent online are increasing	29
2.4. Digital literacy	33
2.5. Excessive use of the internet	37
2.6. Parental use of the internet	42
3. ACTIVITIES	45
3.1. Range of children's online activities.....	45
3.2. Perceived quality of online content	48
3.3. Children's use of SNSs	50
3.4. Nature of children's SNS contacts.....	52
3.5. Use of SNS privacy settings	54
3.6. Children's approach to online communication	57
4. RISK AND HARM	63
4.1. Risk and harm.....	63
4.2. Parental awareness.....	69
5. SEEING SEXUAL IMAGES	72
5.1. Where children have seen sexual images online	72
5.2. How children have seen sexual images online	76
5.3. Children's and parents' accounts compared	80
5.4. Perceived harm from sexual images online.....	84
5.5. Coping with sexual images on the internet.....	89
6. BULLYING.....	95
6.1 How often children are bullied	95
6.2 In what ways children are bullied online.....	100

6.3 When/how children bully others	103
6.4 Children's and parents' accounts compared	107
6.5 Perceived harm from being bullied online	112
6.6 Coping with being bullied online	114
7. SENDING/RECEIVING SEXUAL MESSAGES	119
7.1. Exchanging sexual messages: victims or perpetrators?.....	119
7.2. Parental awareness.....	125
7.3. Perceived harm from sexual messaging online	130
7.4. Coping with online sexting.....	134
8. MEETING NEW PEOPLE	140
8.1. Frequency of meeting online contacts offline	140
8.2. Parental awareness.....	146
8.3. Perceived harm from meeting online contacts	150
8.4. Coping with meeting online contacts offline.....	157
9. OTHER RISK FACTORS.....	164
9.1. Sites with hate messages or sites that can potentially harm children's physical wellbeing.	164
9.2. Have you been cheated on the internet?	167
9.3. Parental awareness.....	170
10. MEDIATION	173
10.1. Parents	173
10.1.1. Active mediation of the internet use.....	174
10.1.2. Parent's active mediation of the child's internet safety.....	178
10.1.3. Parents' rules and restrictions.....	182
10.1.3.1. Restrictive mediation.....	182
10.1.3.2. Monitoring.....	187
10.1.3.3. "Technical" mediation.....	191
10.2. Judging parental mediation: does parental mediation work?	196
10.3. Teachers.....	211
10.4. Friends and peers	216
10.5. Parent, teacher and peer mediation compared	220
10.6. Sources of safety awareness	223
CONCLUSIONS	229
BIBLIOGRAPHY	233

KEY FINDINGS

• USES AND ACTIVITIES ONLINE

About half of all children go online via a shared computer. At the same time a lot of children actively use personal devices, like a PC (57%) or a mobile phone (45%), which lead on the list of available devices. On average, a child uses two devices to go online.

The older children grow, the less parental mediation and control they are exposed to. 70% of Russian school children aged 9-10 and over 90% of children aged 13 and older go online with no oversight from their parents, teachers or other adults.

Only one third of children reported that they go online at school, which is twice as few children as in European countries. There, on contrary, children more often go online at school (60%) and from their living room (60%).

The average age at which Russian children go online for the first time, is 10 years old, and in the metropolis cities – Moscow and Saint-Petersburg – it is 9 years old.

About half of 11-12 year olds have digital skills and know how to use the internet safely.

Almost half of all children believe that they know about the internet more than their parents.

About every fifth Russian child tries to limit the amount of time spent online, but with no success. These children surf the net with no particular interest and feel uncomfortable when don't have internet access.

• RISK AND HARM

More than half of Russian children (53%) agree that the Internet can have some content inappropriate for children of their age, one fourth (26%) have experienced something harmful or unpleasant online.

Among those aged 11-12 every fifth (21%) has become upset by some negative online content, and this happened almost daily.

Both some Russian and European children consider the Internet a place where they can bump into negative content, but when it comes to personal experience, the numbers in Russia are overall twice higher than in Europe.

14% of parents believe that their child could have been upset by negative content seen online. In fact, such content has been seen by twice as many children as reported by their parents (26%).

• ACTIVITIES

Overall, a bit less than half of all school children (45%) agree that the Internet contains a lot of great and exciting things

for children of their age. One fifth of children, however, disagree with this statement (20%).

Russian children are keen on experiencing and exploring all available online activities, preferring communication activities to other activity types: 77% of children use social networking sites, 60% send and receive emails, 56% use the internet for instant messaging, 31% visit chatrooms, 12% blog.

About 80% of children use the internet for school work.

On average, one child can do up to eight different things online.

Almost 80% of Russian children reported that they have a profile on a social networking site. Over half of 9-12 year olds have a profile on one of the SNSs, ignoring the age limit of 13 years old, set by the social networks in Russia.

An average school child has about 50 SNS friends. One sixth of children (16%) have over 100 friends.

Most children in Russia keep their social networking profiles private or partially private, and one third of children leave their profiles open to the entire world.

About 60% to 80% of children indicate their family name, precise age, school number, upload photos where their face can be clearly seen. One third of children post to their profiles such personal information as their phone number or home address.

About one half of children are in touch online with people they don't know in real life, and who have no connection to their real life circle of contacts (48%). Almost half of children make new friends online every month or more often.

About one fourth of children (24%) send personal information to strangers more frequently than once a month.

• SEXUAL CONTENT

If compared with European children, teenagers in Russia see sexual content online and offline twice more often. Over one third of children (41%) have been exposed to sexual content on the internet.

Also, children in Russia have seen sexual content 6 times more often than children in Europe in pop-up windows (42% in Russia vs. 7% in Europe), and significantly more often on SNSs (17% in Russia vs. 3% in Europe).

Especially often Russian teenagers have seen sexual images/videos of naked people (38%), private parts (29%) and people having sex (28%).

Almost every tenth child aged 11-16 has seen the most extreme type of content – pornography with violence (9%). More boys than girls report about having seen something like this on the internet (12% vs. 6% respectively).

Parents tend to admit the risk, related to sexual online content, in less than half of all cases.

Almost every sixth child (16%) was bothered by having seen sexual content. However, if compared with children in Europe, Russian children get upset much less, and get through their negative emotions faster. 43% of those who have been bothered by seeing sexual images online told someone about this the last time it happened. Every fifth child hoped that the problem would go away, and only a few tried to find a way to solve it (10%).

• BULLYING

23% of children in Russia, out of those who use the internet, have been bullied online or offline over the past 12 months. 6% of children have become targets of nasty words or humiliation either every day or 1-2 times a week.

Online bullying is as widespread online as it is «face-to-face», with every tenth child having experienced it in either way.

The main platforms for cyberbullying in Russia are social networking sites. Usually cyberbullying occurs in forms of nasty or hurtful messages sent to a child, or such messages made public on the internet.

Every fourth child (28%) admitted to have sent hurtful or nasty messages to another person in real life or online over the past 12 months. Older children are

more likely to become aggressors: almost every third child aged 13-16 has bullied others. With that, practically in all Russian regions there are as many, and even more, aggressors than “victims” of aggressions.

Russian children more often than those in Europe admit, that they have expressed aggression “face-to-face” (21% in Russia and 10% in Europe). Less often children report about being aggressive towards someone else online (8% in Russia and 3% in Europe).

Every third child who has bullied someone online, has been also bullied by others on the internet.

Only one fifth of parents of children who have been bullied online, know about it (21%).

More than one third of children (72%) who have been bullied online, felt bothered by this experience. Noteworthy, girls felt bothered more often, than boys, and 9-12 year olds felt bothered more than children of other ages.

Those who have been bullied online called on for social support, with friends being the most popular source of such support both in Russia and in Europe (49% and 52% respectively). Parents are called upon less often, and 25% of children in Russia vs. 42% of children in Europe have shared the problem with their parents.

- **'SEXTING'**

One third of Russian children (28%) have seen or received sexual messages on the internet, and over 15% of children have seen/received them once a month or more often.

Russia is moving ahead of all European countries in the amount of sexual messages seen or received by children online.

Just a handful of children (4%) report about having sent such messages themselves. On average, there are 7 times more children who receive sexual messages than those who send them to others.

Among those children who have experienced sexting on the internet, every fifth has read sexual messages online, available to public access (20%). Every tenth child has seen online other people having sex (10%).

More sexual messages come in pop-ups (18%) and on SNSs (13%), and on average in Russia 3 times more often than in European countries.

More boys than girls (33% vs. 23% respectively) admit to have seen or received sexual messages. Girls are more often than boys offered to talk about sex on the internet.

About half of parents in Russia and Europe are aware of their children having experienced online sexting.

Of those who have received such messages, one quarter have been bothered by this. 11-12 year olds have been upset to a greater extent and for a longer time, than 13-16 year olds. 11-12 year olds were also more likely to hope that the problem would go away by itself, whereas older teenagers preferred to act and use some coping responses.

One third of those who have received such messages (33%) told about it to someone they knew, or to a social service representative.

- **MEETING ONLINE
CONTACTS OFFLINE**

Nearly one half (47%) of Russian children who use the internet have communicated in the past with someone they have never met face-to-face before.

Every fifth child has met face-to-face with someone they first met online (21%). The number we have in Russia is two times higher than the corresponding number in Europe (9%).

Older children have significantly more online contacts with strangers, as well as more offline meetings with people they met online.

Over one third of Russian children who have met online contacts offline, met

online people who had no relation to their real circle of friends (69%).

It is more often for children to make new contacts on social networking sites (thus, 61% of those who have met their online contacts offline, met them in such a way).

Only one fifth parent is aware that their child has met someone they only knew online, face-to-face (22%).

Almost every third child of those who have met their online contacts offline, said that they have been bothered by those meetings. In most of these cases they had a meeting with someone of their age (75%).

5% of children have met offline an adult person. Our results coincide with those in Europe.

Most of the children who have met an online contact offline, told about it to someone later, both in Russia and in European countries (70%).

Over half of Russian children who went to an offline meeting of this kind, took someone with them (62%). Every second child invited someone of their age to join, and only a few children went with an adult they knew (2%).

Some children admitted that at the unpleasant meeting their acquaintance either physically hurt them (7%), or did something sexual to them (7%) or treated in some other hurtful way (7%).

Of those every second child told someone they know, what had happened (55%).

Every tenth child then stopped using the internet for a while (12%) or deleted all messages from the person who sent them (13%).

- **DANGEROUS SITES:
CONTENT, CONSUMERS
AND TECHNICAL RISKS**

46% of 11-16 year olds have come across website with user-generated content potentially harmful for their physical health and wellbeing, as well as websites that promote violence and racial hatred.

29% of children have seen websites promoting hatred, 28% have visited pro-anorexia sites, 14% - sites with content about self-harm and harming others, 13% - drug-related sites, and 11% - sites with suicide-related content.

Among 11-13 year olds boys and girls have seen such content equally often (37% and 34% respectively).

Among older children girls visit potentially harmful websites more often than boys: due to their age they get increasingly interested in diet and weight loss content (22% of younger girls and 43% of older girls visit such websites).

Among 11-13 year olds boys 5 times more often than girls look for drug-

related information (15% and 3% respectively). Twice more children visit websites with hate content in Russia than in Europe (46% vs. 22% respectively).

Children's and parents' accounts regarding frequency of seeing such websites do not always coincide, as children visit such websites 3 times more often than it is estimated by their parents. Parents seem to be more aware of their children having been cheated of their money or unfairly treated on the internet.

Every fourth child (26%) has had their personal data misused.

Children aged 13-14 have experienced more often than children of other ages, their personal information being misused for malicious pranks or insults (14%). At the same time, children aged 15-16 have become victims of similar misuse (abuse of their password) more often, than other children (21%).

About half of children have encountered online viruses (47%).

• MEDIATION

Less than half of the surveyed parents in Russia are involved in their children's online activities. However, a lot of them try to talk to their child about what they do online (58%), or try to encourage them to explore the web (40%).

The older the child, the less assistance they receive from their parents. And

older children notice less parental involvement in their online activities.

Over half of parents in Russia have helped their children when something arose in the past (53%), almost half of parents have tried to explain to their children why websites can be good or bad (45%).

In 15-20% of cases parents believe that they have helped a child, when the child thinks otherwise.

25% of parents restrict children in using ICQ and social networking sites, downloading music, photo, video and watching videos online.

Parents both in Russia and in Europe most frequently mediate (restrict) children's disclosure of personal information (39% in Russia).

Parents quite rarely mediate children's online activity. When they do, they monitor the sites their child goes to (24%), the child's SNS's profile (20%) and very rarely (11%) – the child's email messages. Half of children, whose online activity has been mediated by their parents, denied it.

The use of technical safety tools is not high, with parents most often using anti-spam and virus programs (70%). Very few parents block or filter websites, track the websites visited by their child, or limited the time they spend online.

Parents of 12 year olds block access to certain websites more often than other parents.

In more than 40% of cases when parents think to be helping their children, the latter don't feel any support. And, on contrary, in 30% of cases when children think that their parents help them when there is a difficulty, their parents consider their help insignificant or don't think they helped at all.

Every third child in Russia believes that their parents know less or nothing about the child's activities on the internet.

39% of children feel that their parents restrict their activities online, and treat even medium parental mediation as very strict or too strict.

The older the child, the more developed their coping strategies are, from the point of view of their parents, and the lower the abilities of their parents to help, according to the estimate of the latter.

In 13% of cases children ignore what their parents tell them about the internet, in 35% of cases they ignore it partially.

Most children do not notice any changes in their parents' behaviour as a reaction to the problems they experience online.

Over half of children think that their parents take enough participation in their internet use (68%), and 14% of children would like their parents to do more.

Parents in Russia feel the need to mediate their children's internet use a bit more than parents in European countries.

European children 2-3 times more often talk about their parents participating in their internet use. Also, the older the children, the more they report about peer mediation of their internet use.

1. INTRODUCTION

The active development of the Russian internet segment began in the second half of the 90s, about 5-6 years later than in many European countries. Massive increase in the number of internet users occurred almost 10 years later here than in Europe. The internet in Russia became widely available only at the beginning of the new millennium, when the number of internet users in Europe was over 100 million. In 2003-04 almost in all European countries, the number of internet users exceeded 30% of the population. Russia reached that point 5 years later (SuperPower).

The internetisation of Russian educational institutions began in 2006-2007: more than 52 thousands of Russian schools got internet access within the national project "Education". Children rushed to the alluring World Wide Web. In the year of 2009, the Foundation for Internet Development conducted a socio-psychological research called "My Safe Net" among adolescents in 18 Russian regions (4336 children aged 14-17). About 90% of the adolescents identified themselves as Internet users (Soldatova, Zotova, Chekalina, Gostimskaya, 2011). At that time only one third of the adult population was "monthly" internet users. However, in such state of affairs, despite the special requirement for the increasing attention from the government and society to the problems of internet safety for children, such programs began to appear in Russia only

in 2009. That year was announced a Year of Safe Internet in Russia by the Ministry of Communications and Mass Media; whereas the "Safer Internet" program, initiated by Eurocommission and intended to create safe online space for children, was launched in 1999.

If we want to have an effective information society in the future, we should clearly understand who would be building it in several years. Today more and more people address these questions in Russia. International comparative reports allow to develop a better insight into the emerging Russian information society, and to foresee its prospectives and possible challenges. However, by early 2010 there had been no research, which would make such international comparison possible.

To carry out such comparative international analysis, Foundation for Internet Development and the Department of Psychology at the Lomonosov Moscow State University, as participants representing Russia, joint the EU Kids Online II project, conducted in 2009-2010 in 25 European countries and Australia (Livingstone, Haddon, Görzig, Ólafsson, 2011). In each participating country there have been surveyed 9-16 year olds and their parents in order to receive cross-nationally valid and comparable data about the Internet use in Europe.

The project was coordinated by the London School of Economics and Political Sciences (LSE), Department of Media and Communications, under the supervision of Prof. Dr. Sonia Livingstone and Dr. Leslie Haddon. The project was funded by the European

Commission's Safer Internet Programme.

Adopting an approach, which is child-centred, comparative, critical and contextual, EU Kids Online II aimed to design, conduct and analyse a major quantitative survey of children's experiences of online risk. The survey encompassed questions about children's internet use, digital literacy, coping responses, perceptions and safety practices. These findings were systematically compared to the perceptions and practices of their parents.

This was the second project undertaken by the EU Kids Online network comprising some 70 experts in the social uses of the internet and new media, media education and digital literacy, childhood and family studies, the psychology of adolescence and identity, legal and regulatory perspectives, and research methods.

The project's aim was to enhance knowledge about children's and parents' experiences and practices regarding risky and safer use of the Internet and new online technologies in Russia and other countries.

Our research was conducted using the survey designed within the EU Kids Online II. The questions have covered various pressing topics such as children's and parents' internet activity and digital competence, their awareness about

online risks and their coping strategies, as well as their personal experience in using the internet safely.

The questionnaire was translated and culturally adapted and validated by the team of Foundation for Internet Development and the Department of Psychology of Lomonosov Moscow State University.

1. Theoretical context

Based on the previous research (Livingstone, Haddon, 2009), EU Kids Online suggested a classification of online risks (Table 1).

EU Kids Online has classified the risks of harm to children from their online activities as follows. The classification distinguishes content risks (in which the child is positioned as recipient), contact risks (in which the child in some way participates, if unwillingly) and conduct risks (where the child is an actor).

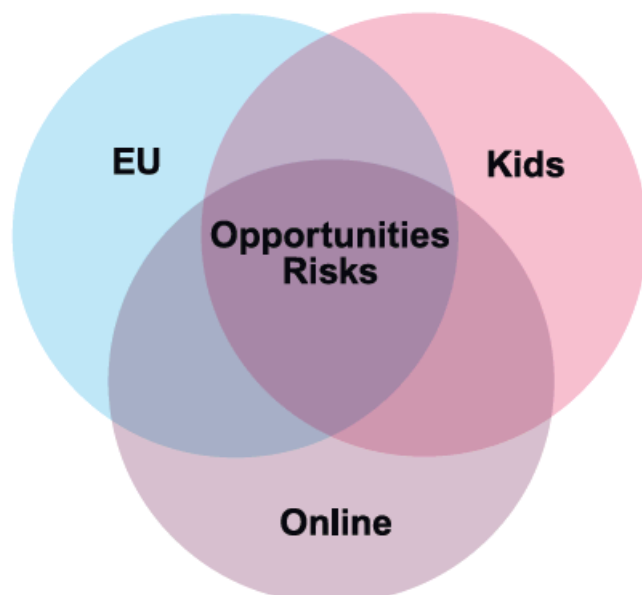
Table 1. Risks relating to children's internet use, by EU Kids Online

	Content Receiving mass-produced content	Contact Participating in (adult-initiated) online activity	Conduct Perpetrator or victim in peer-to-peer exchange
Aggressive	Violent / gory content	Harassment, stalking	Bullying, hostile peer activity
Sexual	Pornographic content	'Grooming', sexual abuse or exploitation	Sexual harassment, 'sexting'
Values	Racist / hateful content	Ideological persuasion	Potentially harmful user-generated content
Commercial	Embedded marketing	Personal data misuse	Gambling, copyright infringement

The EU Kids Online project contextualises both the opportunities and risks to children associated with internet use in terms of the intersection of three

wider spheres – European society and policy, childhood and family life, and continued technological change (Figure1).

Figure 1. Focus of the EU Kids Online project.



The project proposes a path that traces how children's internet use and activities, being shaped by online and

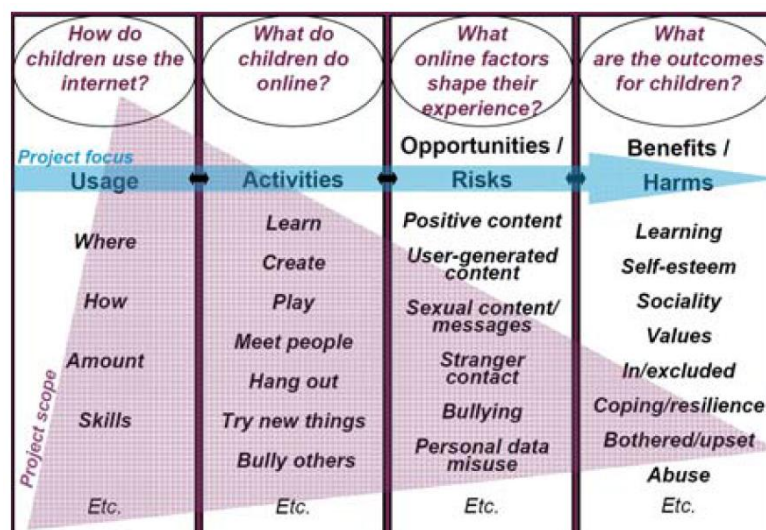
online factors, may have harmful as well as beneficial outcomes for children (Figure 2).

We begin by examining the range of ways in which children use the internet, recognising that this varies by the location and device for going online, the amount of use and the digital skills a child has at his/her disposal. Children's use is hypothesised to depend on the socioeconomic status (SES) of their household as well as on their age, gender and, of course, country.

Second, we recognise that once online, children do many things that, crucially, cannot just in and of themselves be described as 'beneficial' or 'harmful', for such judgements

depend on the outcome of the activity rather than the activity itself. Some activities are likely to prove beneficial (e.g. school work) and others seem more negative (e.g. bullying others). Many, however, are indeterminate (e.g. downloading music, making new friends online). Some activities are motivated by a desire to take risks, for in this way young people explore the boundaries of their social world, learning through transgressing as well as adhering to social norms and so building resilience.

Figure 2. Possible consequences of online activities



Third, it is recognised that when children go online, they do so in a particular environment (see opportunities and risk factors in Figure 2). They engage with certain services. The online interfaces they visit have their own character. Some contents are more available or easier to access than others.

Crucially too, many other people are already online. All these 'environmental factors' interact with the child's activities in shaping their online experiences:

- Some factors may enhance the benefits of going online: they may be

labelled ‘opportunities’, for example the provision of own-language creative or playful content, or a lively community of people who share one’s hobby.

- Some factors may enhance the likelihood of harm from going online: thus they may be labelled ‘risks’, for example the ready availability of explicit pornography or the activities of people who are aggressive, racist or manipulative.
- Some factors are ambiguous: for example, music downloading sites or video hosting sites may be fun, creative and empowering; but they may break copyright, or exploit intimacy or facilitate hostile interactions.

2. Project design and methodology

The present report is organised from children's internet use (amount, device and locations used) through their online activities (opportunities taken up, skills developed and risky practices engaged in) to the risks encountered (Figure 3).

The factors hypothesised to increase risk of harm include encountering pornography, bullying/being bullied, sending/receiving sexual messages (or ‘sexting’) and going to offline meetings with people first met

online. Also included are risks linked to negative user-generated content and personal data misuse. Last, we ask how children respond to and/or cope with these experiences, recognising that to the extent that they do not cope, the outcome may be harmful.

As shown in Figure 3, many external factors may also influence children’s experiences. Three levels of influence may differentiate among children, shaping the path from internet use to possible harm:

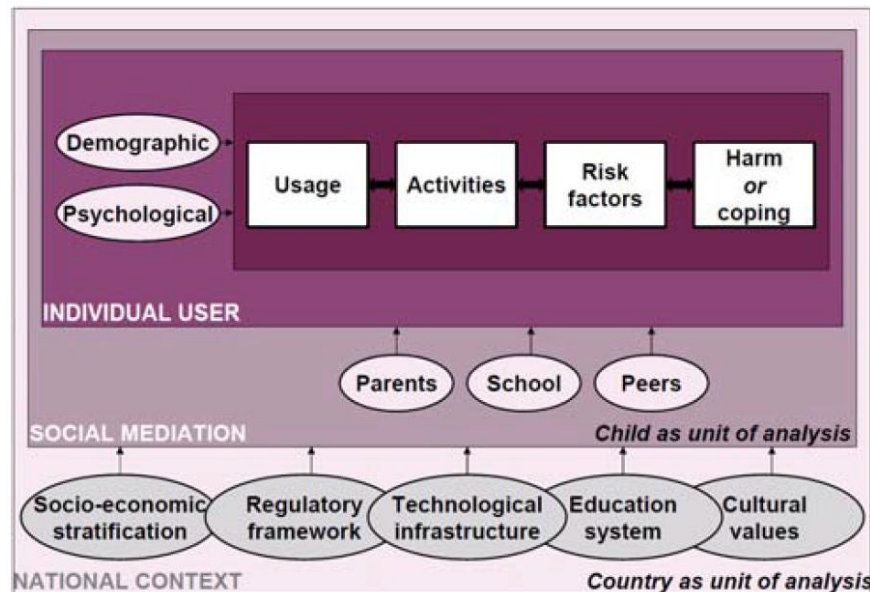
1. Demographic factors such as the child’s age, gender, socio-economic status (SES), and psychological factors such as emotional problems, self-efficacy and risk-taking.

2. Social factors that mediate children’s online and offline experiences,

especially the activities of parents, teachers and friends.

3. National context – a range of economic, social and cultural factors are expected to shape the online experience as shown in the model; examining the role of these remains for a later report.

Figure 3. Relating online use, activities and risk factors to harm to children



Preparation

EU Kids Online developed the questionnaires with guidance and input from Ipsos. After conducting the first phase of cognitive testing the questionnaire was translated into all languages relevant to 25 countries participating in the study.

Foundation for Internet Development helped Estonian colleagues to translate the questionnaire into Russian. To refine the translation four interviews were conducted with children of different age groups and their parents. After finishing the translation and receiving the final version of questionnaires, a dress rehearsal pilot survey was conducted to test key aspects of the survey. A total of 30 pilot interviews were carried out in 3 regions: Moscow, Moscow region and Saratov region.

Sample and regions

We used multistage stratified random sampling. The strata were formed within the federal districts of Russia. In each strata we selected one administrative region, which represents a sample of all the areas of its strata. Due to various circumstances, the Kaliningrad region has been excluded from the sample. The total size of the sample (1000 pairs 'parent-child') is divided among all strata in proportion to child population of each strata (using data of Goscomstat of Russia from 2009).

Fieldwork started in July and was completed between July and November 2010.

The current survey covered 11 regions of the Russian Federation located in 7 federal districts: Amur Region, Kemerovo Region, Kirov Region, Moscow, Moscow Region, Dagestan Republic, Komi Republic, Rostov Region, St. Petersburg, Saratov Region, Chelyabinsk Region (Table 2).

Table 2. Russian regions surveyed

Federal District	Region	Interviews	Coordinating Organisation
Central Federal District	Moscow	157	Department of Psychology, Lomonosov Moscow State University
	Moscow Region	103	Foundation for Internet Development
North-West Federal District	Saint-Petersburg	100	Saint-Petersburg State University
	Komi Republic	95	Syktyvkar State University
Volga Federal District	Kirov Region	80	Vyatka State University
	Saratov Region	130	Saratov Laboratory of children's health
South Federal District	Rostov Region	104	Rostov State University
Ural Federal District	Chelyabinsk Region	87	Chelyabinsk State University
Siberian Federal District	Trans-Baikal Region	60	Chita State University
	Kemerovo Region	80	Kemerovo State University
North Caucasian	Dagestan Republic	60	Dagestan State University
TOTAL		1057	

Interviewers were recruited based on experience in research and more specifically with F2F surveys and random walk procedures and experience of research with children. All the coordinating regional organisations acknowledged the complexity and sensitive nature of the questionnaires and

allocated the individuals they felt would achieve the best results. In all regions representing organisations - state universities and laboratories - coordinated the survey. The research managers in regions were the scientists of psychology or sociology.

A total of 1025 “parent-child” pairs were interviewed, including 9-16 year old children and one of their parents. 44,5% of boys and 55,5% of girls represented gender groups. By age the split was as follows: 25,5% of 9-10 year olds (9,5% - 9 year olds and 16% - 10 year olds), 16,5% - children aged 11-12 (7,5% - aged 11, 9% - 12), 28% - children aged 13-14 (10% - 13 year olds and 18% - 14 year olds), 31% - children aged 15-16 (18% - 15 years old, 13% - 16 years old).

Questionnaire

The survey was carried out face to face at home.

The questionnaire consisted of several blocks of questions. The first block surveyed parents in terms of their internet usage, their understanding of online risks that children could have been exposed to, their awareness of their child's internet experience, and safety strategies used while staying online. The next block interviewed children in terms of their internet use, online activities, and how parents, teachers and friends help them to use the internet safely. Questions about child's negative experience online were presented separately as a self-completion questionnaire, in order to achieve confidentiality and more sincere replies.

Such questions dealt with experiencing online-risks, perception of online-risks, stress during the exposure to a risky situation, and coping strategies used to overcome the unpleasant situation. All children received envelopes and were instructed to put in their questionnaires once completed, in order to prove that their replies would remain fully confidential.

Analysis

In the survey there has been identified a range of risks that might be experienced by children online. The risky factors include demographic variables such as gender, age, region, family's socio-economic status, as well as variables related to the internet use:

- Age at which child first goes online
- Internet accessibility, place and device used to go online
- Internet use frequency
- Content of online activities
- Parents' internet use
- Parents' internet safety awareness
- Parental internet use mediation

We then compared the data by gender, age, region, and between Russia and Europe. The main results and conclusions are presented further.

2. USAGE OF THE INTERNET

One on one with the internet:
uncontrolled usage.

One of the important indicators of the information society development is how younger generations use the internet.

How do 9-16 year olds use the internet?
Various questions pertaining to the internet usage formed an important part of the survey and addressed the following topics:

- Internet availability, where and through what devices children go online
- Age at which children first go online
- How much children use the Internet (frequency, time spent online, including an internet 'addiction' variable)
- Internet safety skills in parents and children
- Parental internet use control
- Parental internet use

2.1. Where children use the internet

Due to an immense technological development, children have received more opportunities to go online through various devices. It leaves parents with less and less opportunities to control their online activity. Not always children can handle well those problems they experience online, which makes the issue of parental control even more pressing.

Table 3 shows places from which children access the Internet. The results

allow assessing the level of parental mediation of child's internet activity.

- **Over 70% of children go online in private spaces (such as own bedroom), which means that they can use the internet completely unsupervised.**

- **Over 50% of children go online from their friends' places, that is, places where they again can not be supervised by parents either.**

- **The older the child, the less parental supervision they receive: 70% of 9-10 year olds in Russia and over 90% of children aged 13 and over have no supervision when they go online, with no parents, teachers or other adults being next to them at that moment.** It makes them more inclined to "live" longer on the internet and, thus, to become more exposed to potential online risks.

- On average, one third of children go online in public places: in a living room (or other public room), at a relative's home or at school (39%, 37% and 31% respectively). **About 12% of children go online in an internet cafe, 9% - in a public library or other public place.**

30% of children reported that they use any opportunity they have to go online. **According to statistics, one child can go online from 3 different places.**

- **Only every third child in Russia admits that he/she goes online**

at school (31%). This number is twice as low as in European countries, where children more often access the internet at school (63%), or in a public room at

home (62%), that is, in places where parents can either supervise or at least keep an eye on their activities.

Table 3. Where children use the internet, %

% of children who say they use the internet at the following locations	Russia	Europe
Own bedroom (or other private room) at home	73	49
At a friend's home	53	53
Living room (or other public room) at home	39	62
At a relative's home	37	42
At school	31	63
When 'out and about'	30	9
In an internet café	12	12
In a public library or other public place	9	12
Average number of locations of use	3	3

QC301a-h: Looking at this card, please tell me where you use the internet these days.¹⁸ (*Multiple responses allowed*)

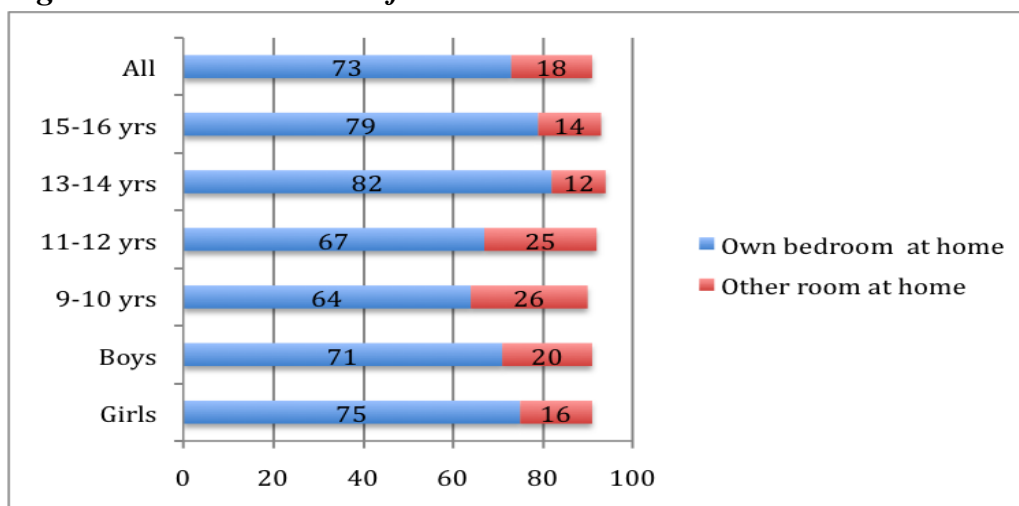
Base: All children who use the internet.

Let us take a closer look at how children use the internet at home: in their bedroom or in a public room where other family members are likely to be present (Figure 4).

- **As the child grows, they are more likely to access the internet from their bedroom.** If among 9-10 year olds the amount of those going online in own bedroom accounts for 64%, among 13-16 year olds it rises up to 82%.

- **There are no substantial gender differences when it comes to using the internet from own bedroom.** Although girls go online from their room a bit more likely than boys (75% vs. 71% respectively), and a little more often than boys access the internet in a public room at home (20% vs. 16%). Perhaps, parents tend to supervise and control girls slightly more than boys.

Figure 4. Children's use of the internet at home



QC301a, b: Looking at this card, please tell me where you use the internet these days

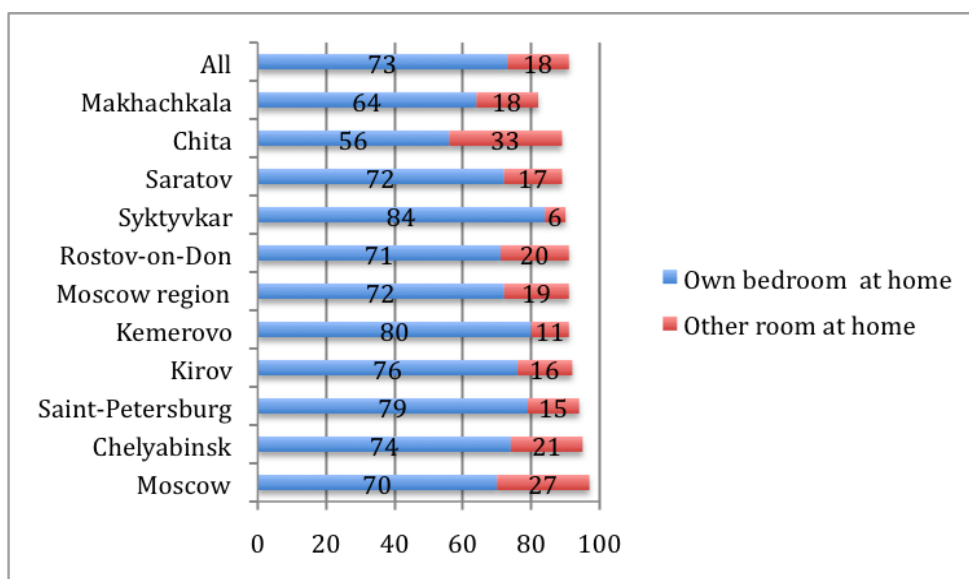
Base: All children who use the internet

Below we present the results by region (Figure 5):

- School children in metropolitan cities (Moscow and Saint-Petersburg) go online from their bedroom less often (70% and 79% respectively), than their peers in more peripheral cities like Syktyvkar (84%) and Kemerovo (80%).

- In Chita only 56% of children use the internet in the privacy of their own room. This can be related to the level of economic, infrastructural and social development in the Transbaikal area, with its growth rates falling behind the rates in all other Russian regions.**

Figure 5. Children's use of the internet at home, by region



QC301a, b: Looking at this card, please tell me where you use the internet these days

Base: All children who use the internet

According to the results, Russian children prefer to go online in their own bedroom or at a friend's place. These are the places with minimal or no parental supervision. Only one third of children in Russia go online at school. Nonetheless, they do spend most of their time at school, and more and more children across the country receive access to the internet at school. This sets a challenge to teachers who should advise students on how to use the internet safely.

2.2. How children access the internet

Aside a computer connected to the internet, there are other available devices, popular with children to go online. What devices do Russian children use to connect to the internet?

Our survey asked children about what device they use to go online at home, at school, at a friend's place etc. (Table 4).

- **Almost half of all children (48%) access the internet via a shared personal computer (PC) or a shared laptop (15%). A lot of school children have been using their own devices to go online: over half of all children go online via their own personal computer (57%), a personal mobile phone (45%). One fifth of children access the internet via their personal laptops (21%).**

- Television sets, game consoles and other handheld or portable devices are less popular with children (15%, 8% and 9% respectively).

- **All in all, children access the internet via two devices, on average.**

- An opposite situation has been seen in Europe. Here children are more active users of shared devices, such as a shared personal computer (55%), a shared laptop (23%), a television set (31%). European children less likely than children in Russia go online via such personal devices as a PC or mobile phone.

Table 4: Devices through which children access the internet

	Russia	Europe
Own PC	57	35
Shared PC	48	58
Mobile phone	45	31
Own laptop	21	24
Television set	15	32
Shared laptop	15	23
Other handheld or portable device (e.g. iPod Touch, iPhone or Blackberry) – hereafter ‘Handheld device’	9	12
Games console	8	26
Average number of devices of use these days?	2	2,5

QC300a-h: Which of these devices do you use for the internet these days? (Multiple responses allowed)

Base: All children who use the internet.

According to findings from a study by TNS¹, a monthly mobile internet audience in Russia has grown twice from 2009 to 2012, and the internet audience has grown by 50%. Interestingly, the country’s large cities do not lag behind the central Moscow and Saint-Petersburg when it comes to mobile internet penetration.

The study claims that Russian children are quite heavy users of the mobile

internet, and they go online not only from their mobile phones, but also from other handheld or portable devices (Table 4, Figure 6).

- **Both mobile phones (45%) and PCs lead among personal devices that use Russian children use to go online: almost every second school child goes online from their mobile phone.**

¹

http://company.yandex.ru/researches/reports/internet_regions_2012.xml

9% of children use other portable or handheld devices for that purpose.

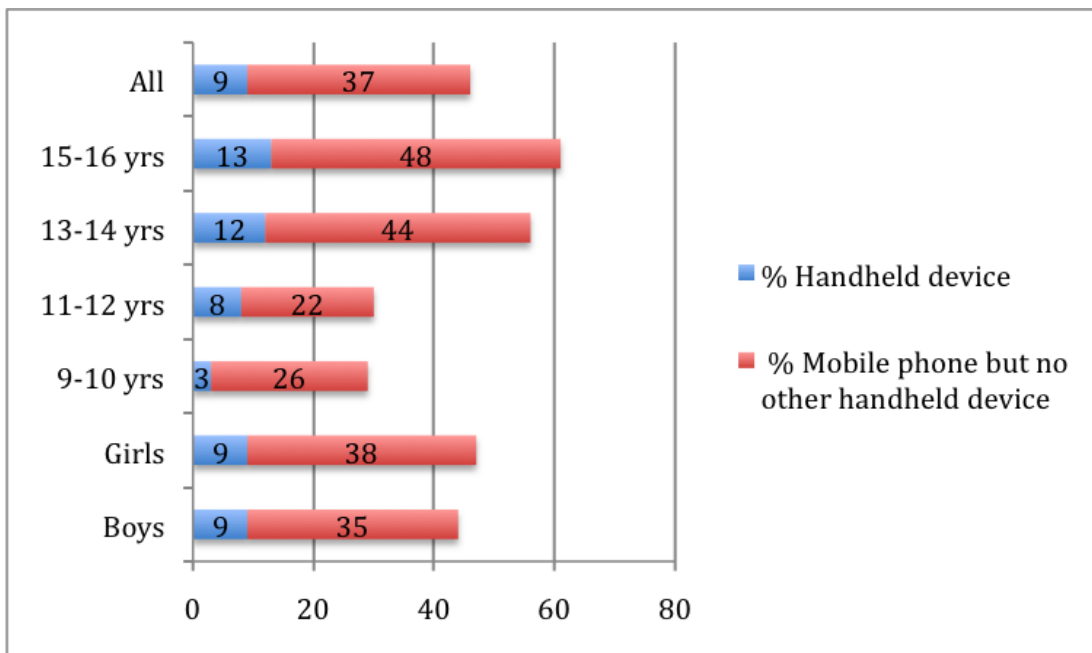
- Boys and girls have equal shares in going online via mobile phone (35% and 38% respectively) or handheld or portable devices (9% and 9% respectively).

- **26 % of 9-10 year olds go online via their mobile phones, which is even higher than what was noticed in 11-12 year olds (22%).**

- Significantly more children aged 13 and older start using the mobile internet². **Most active mobile internet users are 15-16 year old teenagers (48%), followed by those aged 13-14 (44%).**

² "Mobile internet" refers to the internet accessed via mobile phones or other handheld or portable devices (question 300, answers C and G)

Figure 6. Child accesses the internet using a mobile phone or handheld device



QC300h, e: Which of these devices do you use for the internet these days?

Base: All children who use the internet

What devices children use to go online differs depending on the region (Figure 7).

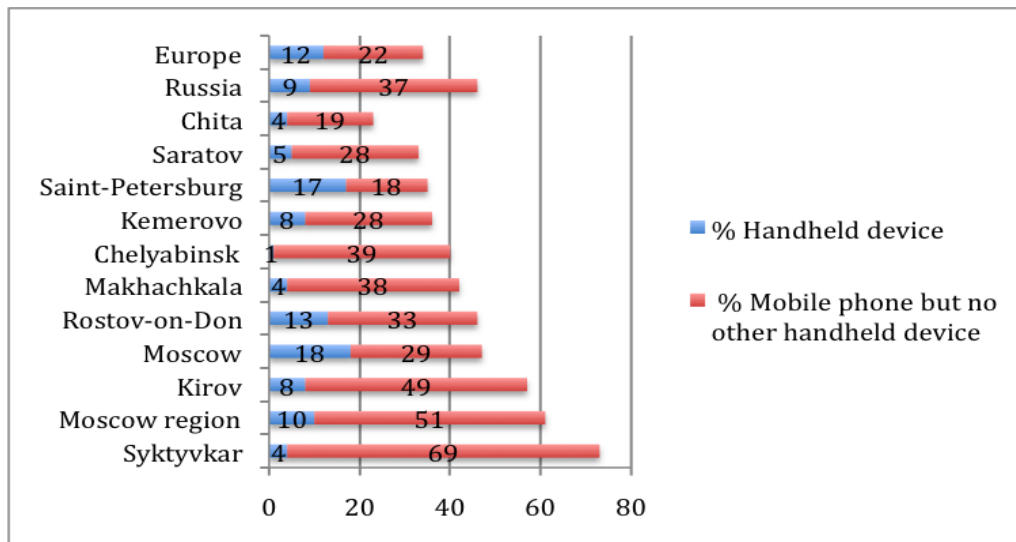
- **In Moscow and Saint-Petersburg, apart from using mobile phones (29% and 18% respectively) children are almost as likely to use other portable devices (18% and 17% respectively).**

- In other Russian regions mobile phone tops the list of preferred devices. Thus, in Syktyvkar, Chelyabinsk and Makhachkala only 1 to 5% of school children go online via portable or

handheld devices, compared with over one third of all children in the regions who use their mobile phones.

- In Syktyvkar the percentage of children using the mobile internet is the highest (73%), in Chita - the lowest (23%).

Figure 7. Child accesses the internet using a mobile phone or handheld device, by region



QC300h, e: Which of these devices do you use for the internet these days?
Base: All children who use the internet

According to our research, one third of all 9-10 year olds in Russia (29%) use the mobile internet, whereas among 15-16 year olds already 61% do so. In Europe the rates are twice and one and a half times lower (15% of 9-10 year olds and 40% of 15-16 year olds). However, it should be noted that the questions were asked to and answered by only those children who use the internet, which makes the received results refer only to the latter, and not to all Russian children. And it is noteworthy, that after becoming internet users, children look into going online via an ever increasing number of various devices and places. It is also interesting that twice more European children (vs. Russian) reported that they access the internet via television sets (15% of children in Russia and 32% in Europe). Special television set models with direct internet access are already available in stores, although remain too expensive for the

majority of consumers. The amount of direct TV internet users is growing around the world, and it's not long before we all shift from analogue to digital television. In Russia the shift is scheduled for 2015, and in Europe - for 2012. Some European countries have already moved to digital broadcasting (Germany, Scandinavian countries, Luxembourg, France etc.).

2.3. How much children use the internet

2.3.1. Internet acceleration: the age at which children first use the internet is dropping

The age at which a child first uses the internet defines the beginning of active socialisation in the information society. Specialists in the area have been

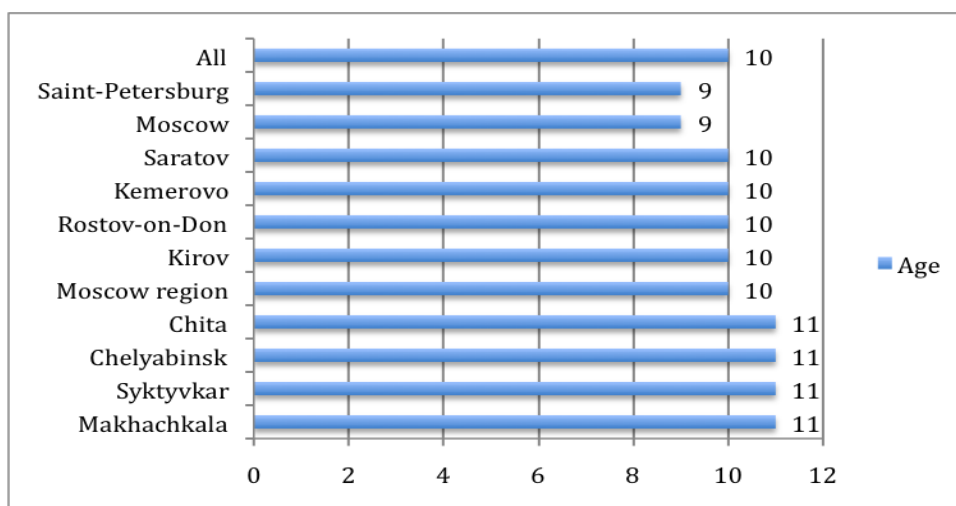
debating about what age is appropriate for children to start using the internet. While adults debate, children start exploring the surrounding environment, where computers occupy an important place and are considered a must in a modern household. When does online socialisation begin in Russia? For answers see Figures 8 and 9.

- **The average age of first internet use in Russia is 10. In Moscow and**

Saint-Petersburg, where the internet penetration is higher than in other regions, **it is 9 years.**

- **Some of our respondent children replied that they started using the internet at the age of 5, 4 or even 3.** Mostly these are children from Moscow, Saint-Petersburg, Kemerovo and Saratov.

Figure 8. Average age (years) when child first used the internet

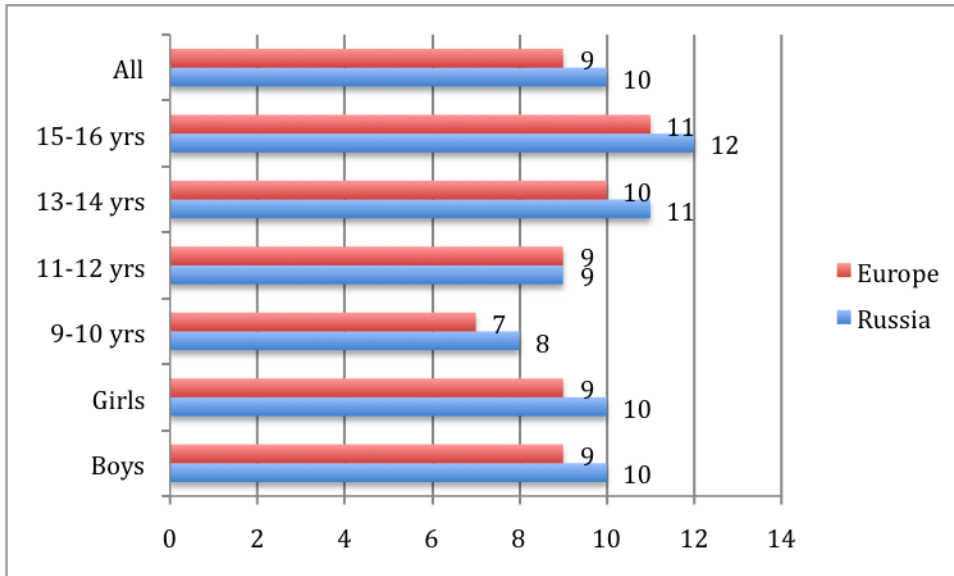


QC302: How old were you when you first used the internet?
Base: All children who use the internet.

- **On average, both boys and girls start using the internet at the age of 10.**
- **It seems that there is a clear tendency for children to go online for the first time at younger ages. So, children aged 15-16 first went online when they were 12, and children now aged 9 - when they were 8.**

- **On average, children in Europe first go online one year earlier than children in Russia (the average age at which child first goes online in Europe is 9, and in some countries even 8 or 7).** **However, 11-12 year olds both in Europe and in Russia reported to have started using the internet at the age of 9.**

Figure 9. Average age (years) when child first used the internet, by region



QC302: How old were you when you first used the internet?

Base: All children who use the internet.

2.3.2. The frequency of going online and the time spent online are increasing

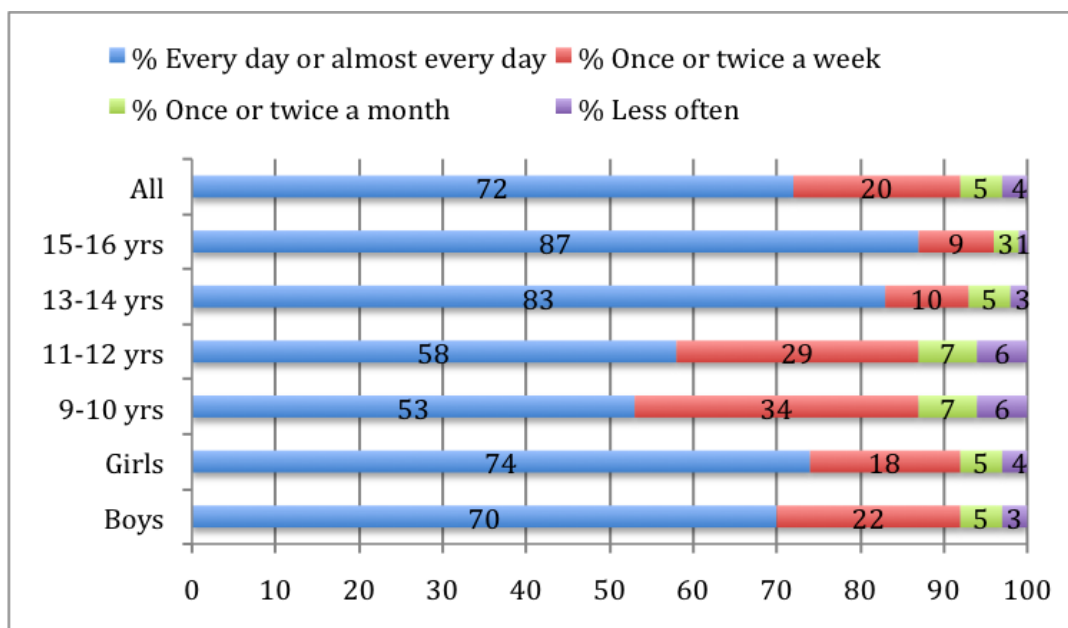
Russian children start using the internet a bit later, but do it more intensively than children in European countries (Figure 10).

- **On average, a bit over 70% of children go online every day or almost every day. Every second Russian child**

aged 9-10 uses the internet every day, and almost one third of children use it one or twice a week.

- **The older children are, the more frequently they go online: thus, over 80% of 13 year olds go online every day.**
- Boys and girls are almost equally active in their internet use (73,5% and 70% respectively).

Figure 10. How often children use the internet



QC303: How often do you use the internet?

Base: All children who use the internet.

The keenest users of the internet in Russia live in the regional centers, and not metropolitan cities, as one could expect (Figure 11).

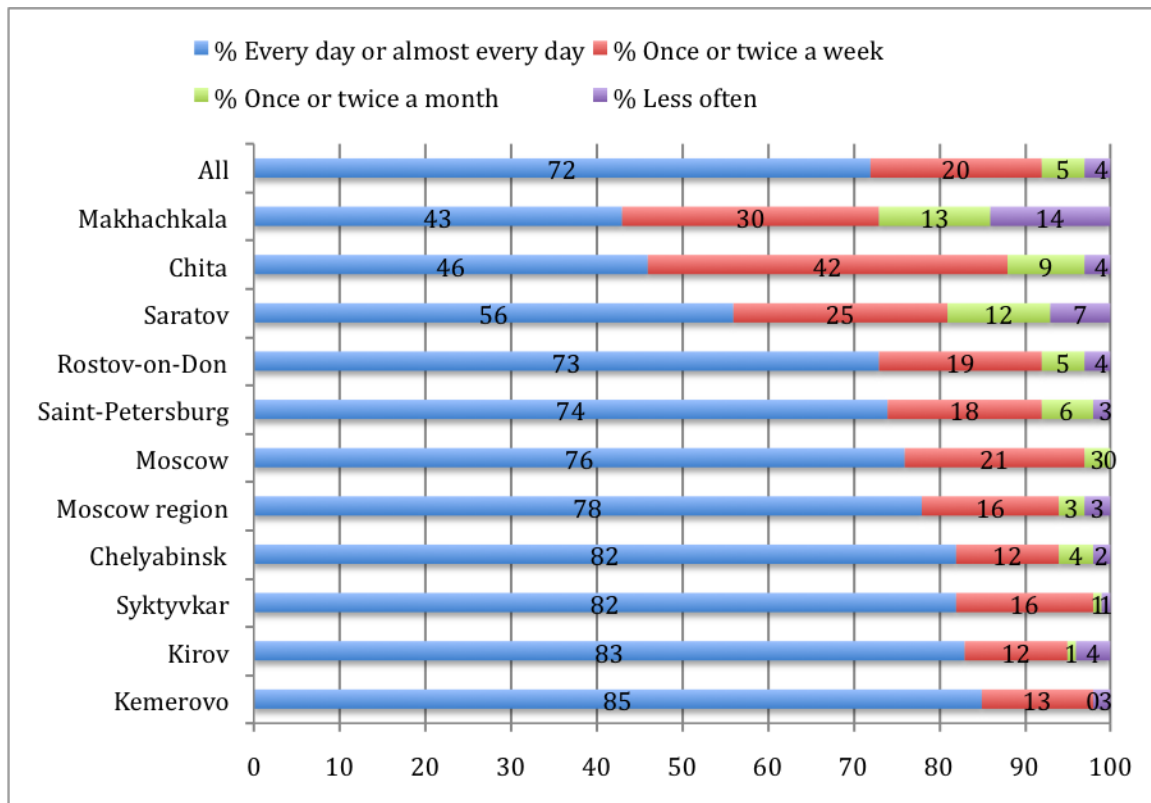
- **Children in Kemerovo (85%), Kirov (83%), Syktyvkar and Chelyabinsk (82%) go online every or almost every day.**

- In Moscow and Saint-Petersburg the rates are 75,5% and 74%

respectively, and in the Moscow region – 78%.

- **Far less children go online every day in Saratov (56%), Chita (45,5%) and Makhachkala (43%).** In Chita and Makhachkala the percentage of children going online once or twice a week is 42% and 30% respectively.

Figure 11. How often children use the internet, by region



QC303: How often do you use the internet?

Base: All children who use the internet.

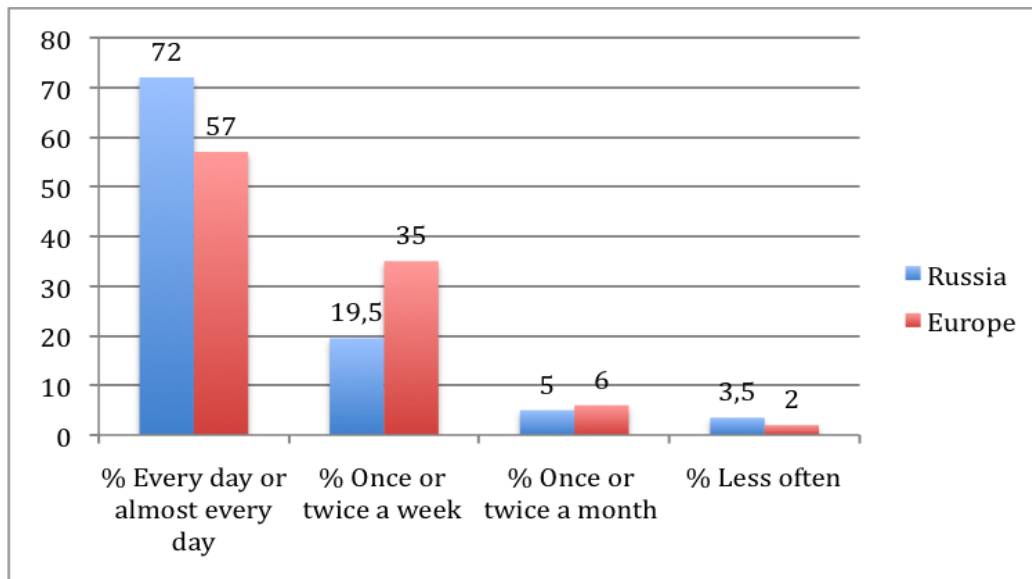
Russian and European children use the Internet with different frequency (Figure 12).

- **Twice as many children in Europe, by comparison with Russian children, go online only once or twice a week.** Only one third of European school children aged 9-10 go online every day, and every second child – 1-2 times a week. This makes younger

European children more moderate internet users overall.

- **An equal amount of 15-16 year olds in Europe and Russia go online every day.**

Figure 12. How often children use the internet in Russia and Europe



QC303: QC303: How often do you use the internet?

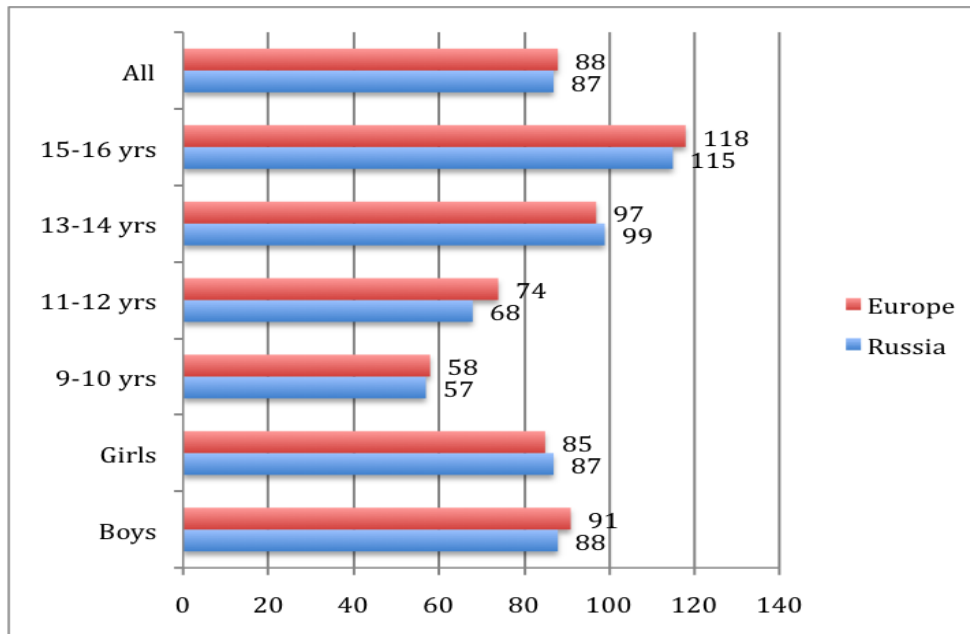
Base: All children who use the internet.

Children were also asked how much time they spend online during the week and over the weekend (Figure 13).

- On average, Russian school children aged 9-16 spend online about a half hour a day (87 minutes). Gender differences in time spent online are not marked.
- There are, however, significant age differences. 15-16 year olds spend online about two hours a day (115 minutes), which is twice as much as do younger children (57 minutes a day).

- During school days 60% of children spend online from half an hour to two hours of their time. **And if 13% of children use the internet for over 3 hours a day during the week, on the weekend the rate goes up to 30%.** This increase in time spent online puts at risk children's psychological and physical development and makes them more vulnerable to various internet addictions.

Figure 13: How long children use the internet for on an average day (in minutes)



QC304 and QC305: About how long do you spend using the internet on a normal school day / normal non-school day?

Base: All children who use the internet

2.4. Digital literacy

Children caught up by limitless opportunities that modern technologies provide them with, often fail to identify online risks and threats, and, as a result, become the most vulnerable group of internet users. To help a child avoid possible unpleasant outcomes, it is important to teach them to use the internet safely.

Children aged 11 and over were asked about their digital and safety skills, like comparing different sites to decide if information is true, changing privacy settings on a social networking profile, blocking messages from someone, deleting the record of which sites they have visited, blocking unwanted adverts or spam, changing filter preferences and finding information on how to use the internet safely.

Among 11-12 year olds, about one half of children have some of the skills listed above.

Children find it most challenging to change filter settings: only 14% of girls and 19% of boys among 11-12 year olds reported that they know how to do it.

The digital literacy rate goes up the older the child. Percentagewise, almost twice as many 13-16 year olds know how to use the internet safely, if compared with 11-12 year old children.

If an 11-12 year old child has, on average, three skills, a 13-16 year old can demonstrate already five.

There are no explicit gender differences, with some skills being a bit more typical of boys, some of girls.

Table 5. Children's digital literacy and safety skills

% who say they can...	11-12 year old		13-16 year old		All
	Boys	Girls	Boys	Girls	
Block messages from someone you don't want to hear from	53	56	81	80	74
Bookmark a website	53	47	74	75	68
Change privacy settings on a social networking profile	42	51	70	75	66
Find information on how to use the internet safely	48	48	70	65	62
Delete the record of which sites you have visited	35	37	64	63	57
Block unwanted adverts or junk mail/spam	38	34	62	51	51
Compare different websites to decide if information is true	28	25	52	47	44
Change filter preferences	19	14	43	30	31
Average number of skills	3,5	3,3	5,3	5	4,7

QC320a-d and QC321a-d: Which of these things do you know how to do on the internet? Please say yes or no to each of the following... If you don't know what something is or what it means, don't worry, just say you don't know.

Base: All children aged 11-16 who use the internet.

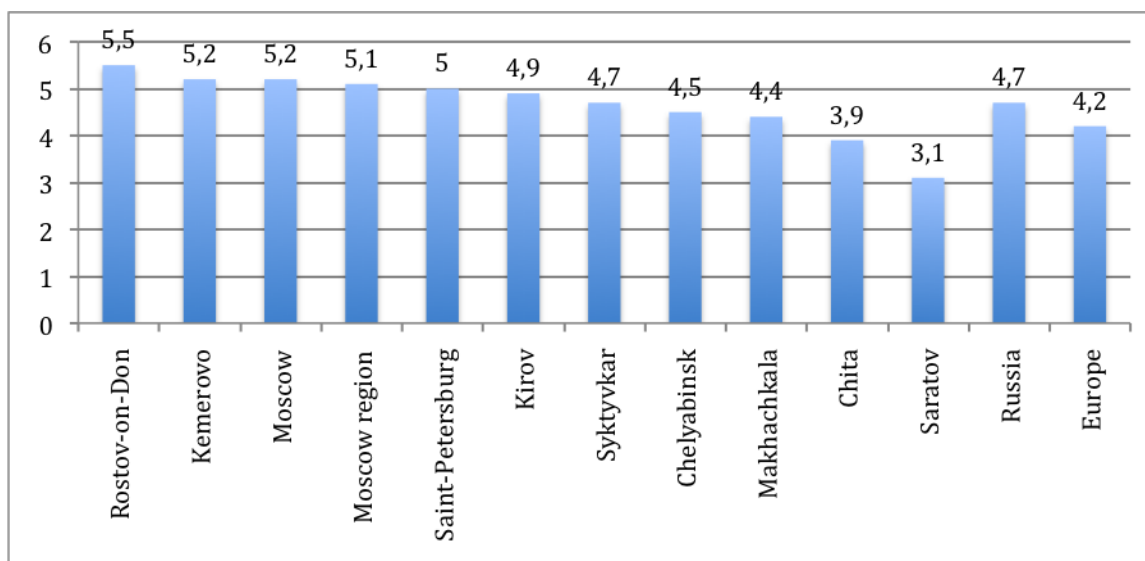
Based on the total number of skills listed under questions 320-321, we have calculated an average number of skills demonstrated by the respondent school children in Russia (Figure 14).

- On average, children in Rostov-on-Don claim more skills than children from other regions (5,5).
- The results across the central regions - in Moscow (5,2), Saint-

Petersburg (5), and the Moscow region (5,1) - fall within one range.

- According to the accounts of children in Chita (3,9) and Saratov (3,1) they possess the smallest number of skills.
- On average, Russian school children seem to possess slightly more of digital skills than children in Europe (4,7 and 4,2 respectively)

Figure 14. Children's digital literacy and safety skills, by region



QC320a-d and QC321a-d: Which of these things do you know how to do on the internet? Please say yes or no to each of the following... If you don't know what something is or what it means, don't worry, just say you don't know.

Base: All children aged 11-16 who use the internet.

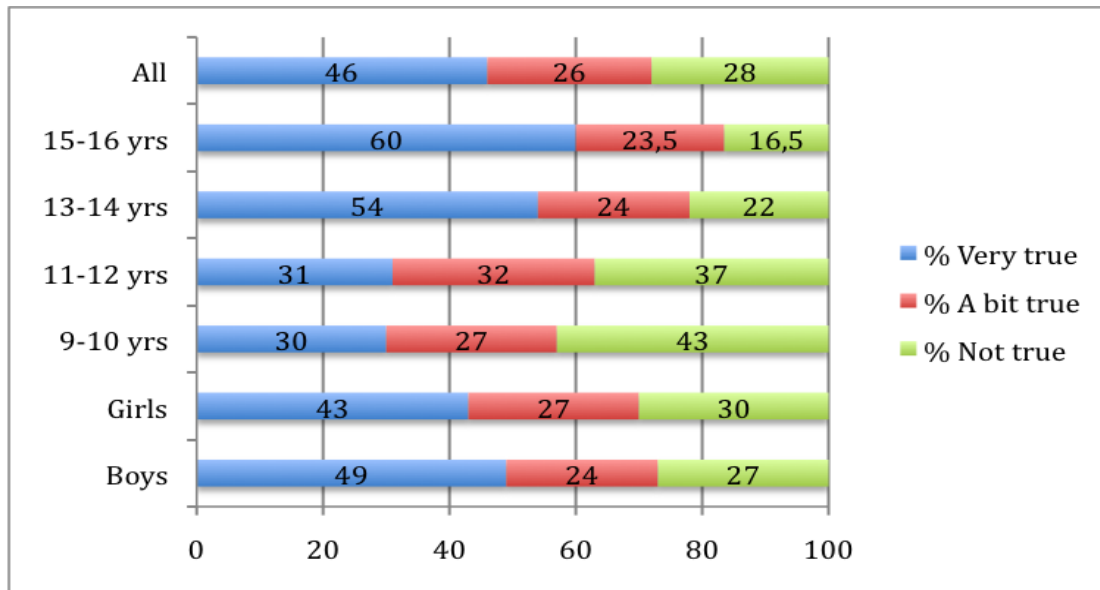
As an additional measure of self-confidence in their own digital literacy, children were asked about how true it is for them to say "*I know more about the internet than my parents*" (Figures 15, 16).

- **Overall, almost half of all children (46%) say that the statement "I know more about the internet than my parents" is "very true" of them.**

Only every third in younger children (9-12 years old) gave the same answer, whereas in 13-16 year olds already two in three children think this way.

- Boys are a bit more likely to say that the above statement is "very true" of them (49% and 43% respectively), perhaps because boys acquire digital literacy and online safety skills faster and better than girls do.

Figure 15. "I know more about the internet than my parents"



QC319a: How true are these of you? I know more about the internet than my parents. Please answer not true, a bit true or very true.

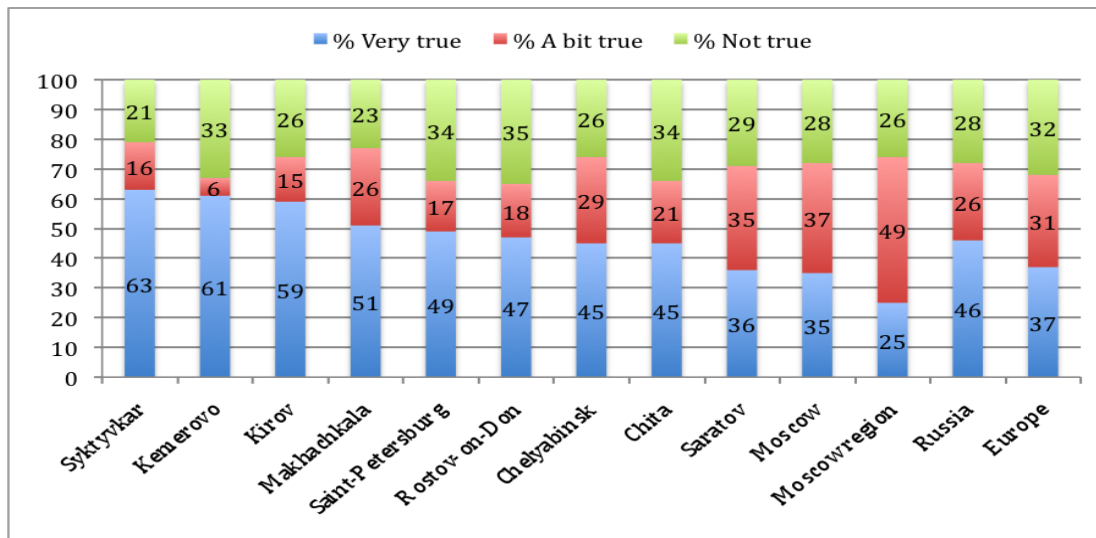
Base: All children who use the internet.

- The highest rate of confident children, who think that they know more about the internet than their parents, comes from Syktyvkar (63%) and Kemerovo (61%). **Children who live in metropolitan cities are less confident when asked if they know more about the internet than their parents. In Saint-Petersburg less than half of all children claim that they do, and about one third of children in**

Moscow and the Moscow region do so (35% and 25% respectively).

- By comparison with Europe, children in Russia seem to be more confident, as more children here claim to know more about the internet than their parents. European children are less confident, with one third reporting that the statement "I know more about the internet than my parents" is "not true" of them, and only 37% think otherwise.

Figure 16. "I know more about the internet than my parents", by region



QC319a: How true are these of you? I know more about the internet than my parents. Please answer not true, a bit true or very true.

Base: All children who use the internet.

In terms of the general level of digital literacy in Russian children, it can be evaluated as medium. A lot of children (mostly 13-16 year olds) can manage most of the digital safety and literacy skills. Given that each year more and more younger children use the internet, and that computer has become one of the important learning tools even at elementary school, more work is needed in the field of digital literacy and safety skills formation, both in younger children and teenagers.

2.5. Excessive use of the internet

'Internet addiction' has become one of the most talked about, concerning and baffling problems of the modern information society. Its nature and mechanisms remain poorly researched, with scholars disagreeing on whether it

is a new type of illness or a side effect of modern lifestyle, defined by rapidly growing technologies and cultural changes. It is most concerning that internet addiction quite often develops at adolescent ages, and can negatively affect a young individual's personal development.

Our survey is not intended to identify 'internet addiction' in the respondent children, but rather examines their attitudes towards those around them, themselves and the internet (Soldatova, Rasskazova, 2011, 2013). By interpreting these indirect indicators, it is possible to conclude which children are more prone to being addicted to the internet, and which children already are addicted to it.

Children aged 11-16 were asked about excessive internet use. These questions were selected from wider investigations

into excessive use of the internet. As it will be seen, the focus is not merely on the overall amount of use but on the conflict this may introduce with family or schoolwork, together with the experience of not being able to reduce or stop the activity (Figure 17). Three main addiction indicators have been researched: reality substitution, loss of control, and "withdrawal symptoms".

Russia by comparison with other countries, with Eastern European countries in particular, finds itself in the middle of the spectrum of excessive internet use in children. This comes as no surprise, as in Western European countries excessive internet use risks have been recognised a while ago, and thus, addressed through information and prevention campaigns. In Russia the very understanding of the issue is yet to be accomplished, and the survey data vividly speaks to the importance of such campaigns in the future.

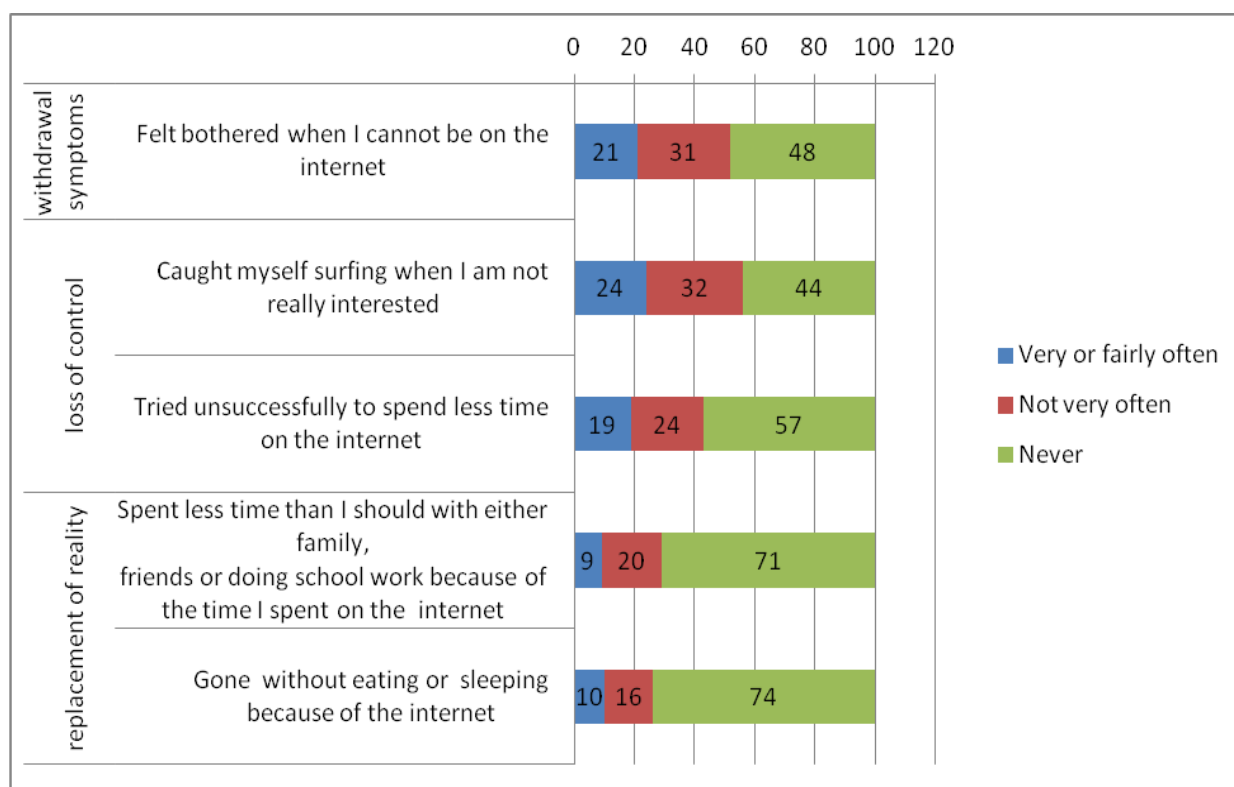
- **Almost every fifth child in Russia fails to decrease his/her time spent online, surfs the internet without any particular interest, and feels bothered when he/she can not be on the internet.**

- ***Loss of control.*** 43% of children make occasional but resultless efforts to regulate their internet activity, by, first of all, cutting down on time spent online. It is important that children themselves acknowledge this as a problem: almost every fifth child reported that they make such attempts "very often" or "fairly often". Over half of all respondent children (56%) agreed with the statement "I have caught myself surfing when I am not really interested", and almost every fourth says this happens "very often".

- ***"Withdrawal symptoms"*.** Over half of all children (52%) feel bothered to various degrees when they cannot be on the internet. Every fifth feels bothered "very often" or "fairly often".

- ***"Reality substitution"*** symptoms are less common, but not less worrying. **Around one third of children (26%) say that they have spent less time with family, friends or doing schoolwork because of the time they spend online, or have gone without eating or sleeping because of the internet.**

Figure 17. Child has experienced one or more form of excessive internet use fairly or very often



QC144a-e: How often have these things happened to you?

Base: All children aged 11-16 who use the internet.

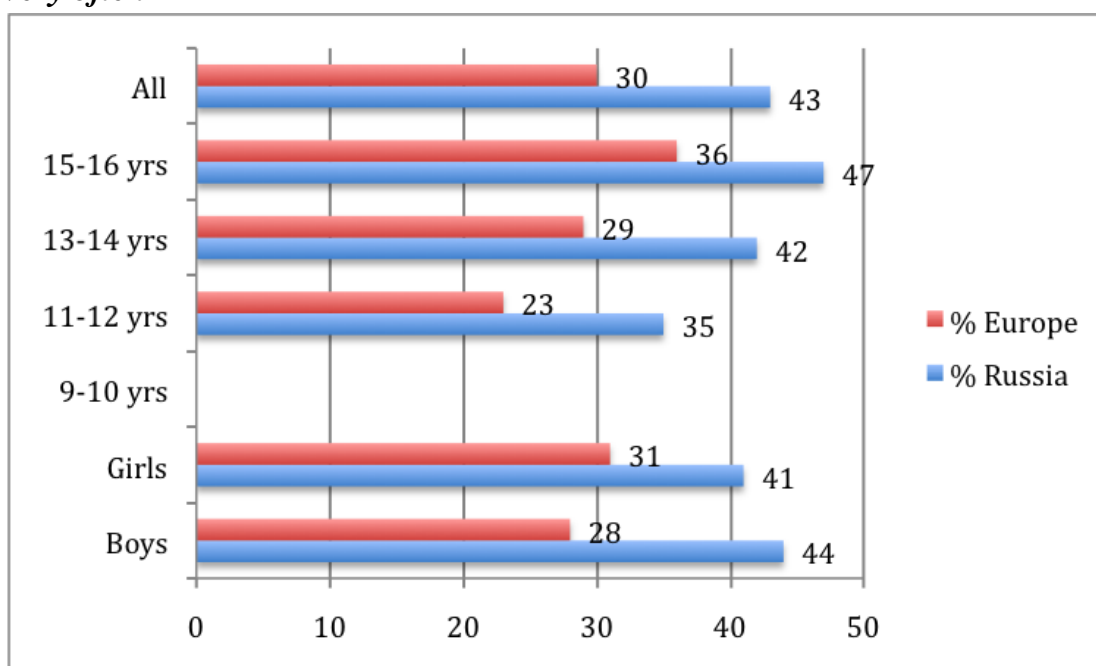
- According to the European findings, about 30% of teenagers report about at least one excessive internet use experience. **In Russia over 40% of children notice one or more of these experiences.**

- The European survey has revealed that excessive internet use is more common among older children (compare 23% of 11-12 year olds reporting about spending too much time online vs. already 36% of 15-16 year olds). **In Russia we have seen the same**

tendency: 35% of 11-12 year olds and 47% of 15-16 year olds say that they use the internet more than they should.

- Gender differences in excessive internet use are not marked, although girls tend to more often than boys neglect their family and friends, or go without eating or sleeping because of the internet, but the difference does not reach the significance bar.

Figure 18. Child has experienced one or more form of excessive internet use fairly or very often



QC144a-e: How often have these things happened to you? The graph shows the percentage of children who answer 'fairly' or 'very often' to one or more of the five statements in Figure 15.

Base: All children aged 11-16 who use the internet.

Figure 19 shows regional differences in forms of excessive internet use.

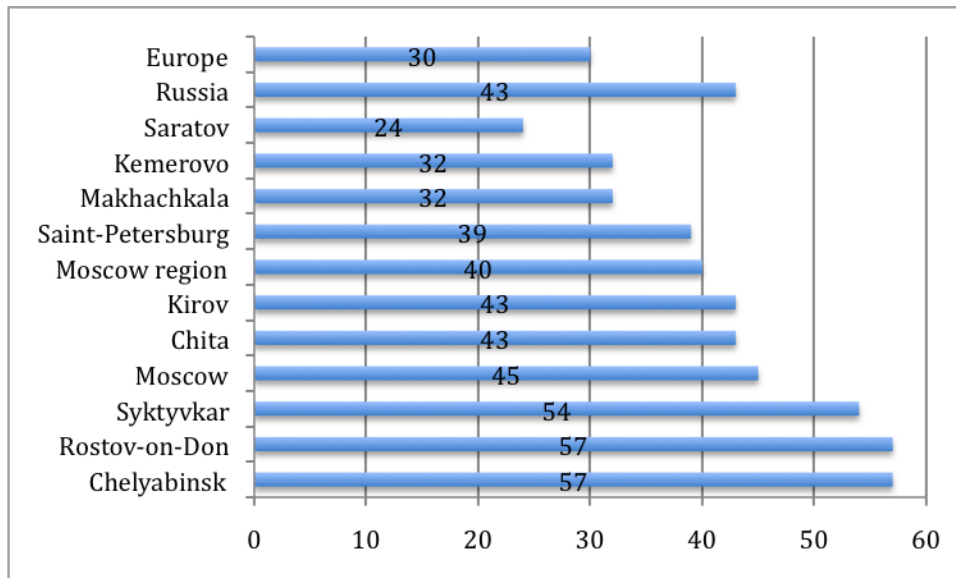
- **The excessive internet use forms are most common in Chelyabinsk (57%), Rostov-on-Don (57%), Syktyvkar (54%),** and are less expressed in Moscow (45%), Chita (43%), Kirov (43%), Saint-Petersburg (39%), and the Moscow region (40%). Fewer children report consequences of excessive internet use in Makhachkala (32%), Kemerovo (32%) and Saratov (24%).

- **In all Russian regions, apart from the Povolzhie region (Saratov),**

the rate of children who say they have experienced at least one form of excessive use of the internet, is on average higher than in Europe.

- It should be said that Moscow and Saint-Petersburg, despite our expectations, do not top the list in this variable. We can probably claim that along wider and more long-standing internet penetration in these cities we find more established internet practices. Parents and teachers start to "slowly but surely" understand online risks and try to act accordingly.

Figure 19. Child has experienced one or more form of excessive internet use fairly or very often, by region, %



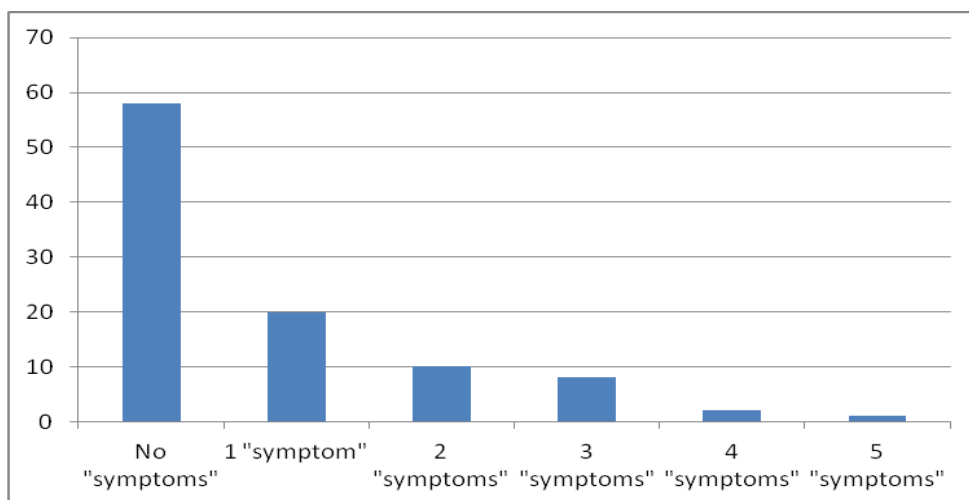
QC144a-e: How often have these things happened to you? The graph shows the percentage of children who answer 'fairly' or 'very often' to one or more of the five statements in Figure 15.

Base: All children aged 11-16 who use the internet

Children's answers like "fairly often" or "often" to three or more of the excessive use experiences allowed us to identify a "risk group". 43% of children replied "fairly often" or "very often" to at least one "symptom" of "internet addiction".

Twice fewer children report two "symptoms" and only one in ten children (11%) reports three or more experiences. These children make up the group of those who are predisposed to becoming addicted to the internet.

Figure 20. Amount of forms of excessive internet use



QC144a-e: How often have these things happened to you?

Base: All children aged 11-16 who use the internet

2.6. Parental use of the internet

Creation of a safe internet for children and teenagers stumbles on the generation gap, as many adults (parents, teachers, other relatives) use the internet and know about it much less than children. The majority of people who do not use the internet fall under the age of 45 and over. Nonetheless, the number of adult users is rising. Back in 2009 only a bit over one third of adult population used the internet³, compared with over half of adults over 18 being internet users in 2012, according to the Russian Public Opinion Research Center (VCIOM)⁴. This increase is the direct result of young users growing older, on one hand, and their parents becoming active users, on the other hand. According to our findings, the majority of parents of children who actively use the internet also become internet users themselves. However, every fifth parent out of the entire sample does not use the internet (22%).

It is important to note that our sample consisted of those parents (carers/relatives), who are able to spend a lot of time with a child, and therefore, know more about the child's internet activity.

³ According to Public Opinion Foundation
<http://bd.fom.ru/pdf/int0309.pdf>

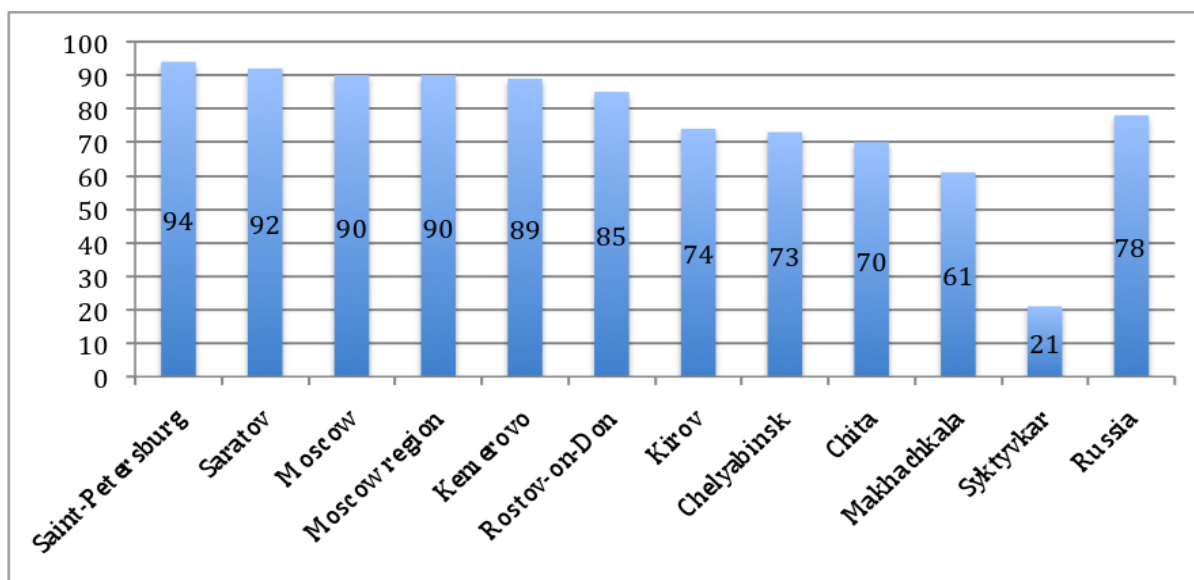
⁴ Russian public opinion survey by VCIOM was conducted on March 31 - April 1 2012. 1600 people from 138 localities in 46 regions, areas and republics of Russian Federation partook in the survey. Statistical discrepancy does not exceed 3,4.
<http://wciom.ru/index.php?id=459&uid=112716>

- **78% of parents, whose children actively use the internet, are internet users as well.**

- The child's age and gender do not relate to his/her parents being active users of the internet, unlike the parental level of education: parents with higher education or doctorate degree go online more often, than those with an Associate diploma or no college diploma at all.

In four Russian regions (Saint-Petersburg, the Saratov region, Moscow and the Moscow region) the internet penetration reaches 90% of population and over. We have also noticed some regional differences. For example, in Makhachkala less than 2/3 of all parents use the internet, whereas in Syktyvkar only every fifth parent among parents of children who use the internet, also goes online (Figure 21).

Figure 21. Parents' use of the internet, by region



Q215 «Do you personally use the internet?»

Base: Parents of all children who use the internet.

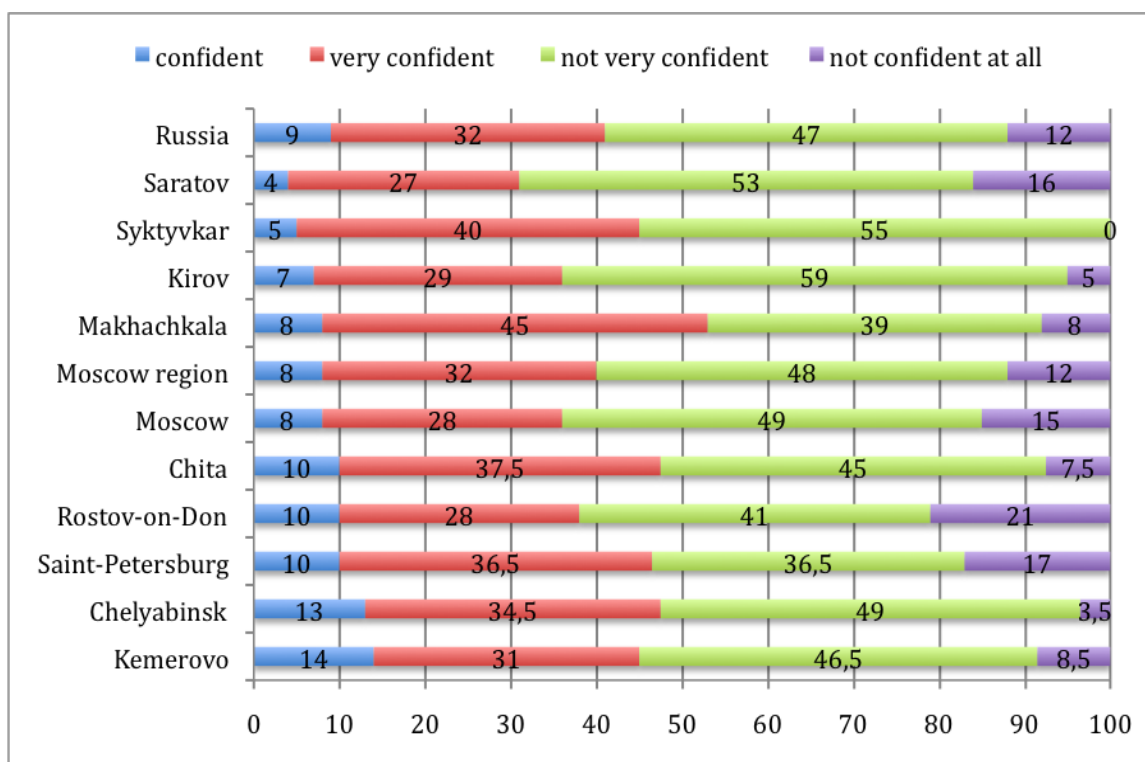
Parents were also asked to evaluate how confidently they use the internet (Figure 22).

- **Over half of all parents (59%) consider themselves "confident" and "very confident" users, and 41% think they are "not very confident" or "not confident at all".**

- Breaking this further down, 12% from the first group say they are "very confident" internet users, and 9% from the second group say they are "not confident at all".

- More competent internet-users among parents come from Saratov, Kirov, Moscow, Rostov-on-Don, less competent - from Makhachkala and Chita.

Figure 22. How confident are parents in using the internet, by region



Q218 «How confident are you in using the internet?»

Base: Parents of all children who use the internet.

To sum up, our survey has revealed that the age of internet users in Russia is decreasing, as well as the level of control over their internet activities, caused by the generation gap. It is noteworthy, that more and more young children and teenagers go online via their mobile phones, which results in every third child going online "everywhere". A small percentage of children are in the internet addiction "risk group", but many more children feel bothered by excessive internet use and their inability to manage it on a daily basis.

3. ACTIVITIES

3.1. Range of children's online activities

Online activities become more and more diverse, with every modern child being able to find something of their interest. Participation in many online activities is a building block of successful online socialization. That is why it is not only important to assess time spent online, but to also keep track on what exactly children do while being online.

According to our research, Russian school children try to embrace almost all available types of online activities and **prioritise those activities that assume communication (Table 6).**

- Communication activities top the list of online activities and include all ways of communicating online: **77% of Russian children visit a social networking profile**, 60% send/receive email, 56% use instant messaging, 31% visit a chatroom, 12% write a blog or online diary.

- **80% of children use the Internet for schoolwork.** This is due to modernisation reforms that were carried out in the field of education in the country not a while ago. Now children can find homework assignments, track their grades and events, receive

important announcements etc. via their school's internet portal. However, it is likely that in children's mind other activities such as discussing homework with peers, downloading free essays online or searching answers to various assignment questions might fall under 'schoolwork'.

- **Over half of all children use the internet for fun:** 64% of Russian children download music and films online, 60% watch videos, 53% upload music, video and photos to share with others, 30% use file sharing sites.

- **Girls more frequently than boys use social networking sites, messengers, send emails and upload their photos.**

- **Boys, on contrary, spend more time than girls in virtual worlds, playing internet games on their own, against the computer or with others, watching videos, or using file sharing sites.**

- Over 30% of school children have created a character pet or avatar. Among 9-12 year olds more boys create avatars than girls. No such difference has been seen in older children.

- **In all, a school child does up to eight activities while on the internet, with boys averaging more online activities than girls (7.9 and 7.55 respectively).**

Table 6: Children's activities online, %

	9-12 year old		13-16 year old		
	Boys	Girls	Boys	Girls	All
Used the internet for school work	69	73	83	88	80
Visited a social networking profile	56	66	85	92	77
Played internet games on your own or against the computer	73	68	79	68	72
Downloaded music or films	51	46	78	77	64
Watched video clips	50	43	74	68	60
Sent/received email	37	44	72	79	60
Used instant messaging	35	41	64	76	56
Put (or posted) photos, videos or music to share with others	33	43	64	67	53
Read/watched the news on the internet	32	33	58	61	48
Played games with other people on the internet	44	32	60	32	42
Visited a chatroom	19	20	42	38	31
Created a character, pet or avatar	32	26	31	34	31
Used file sharing sites	17	12	49	37	30
Put (or posted) a message on a website	18	16	41	36	29
Used a webcam	18	16	37	37	28
Spent time in a virtual world	20	7	33	13	18
Written a blog or online diary	6	7	16	18	12
Average number of activities	6,1	5,9	9,7	9,2	7,9

QC102: How often have you played internet games in the past 12 months? QC306a-d, QC308a-f and QC311a-f: Which of the following things have you done in the past month on the internet? 38 (*Multiple responses allowed*)

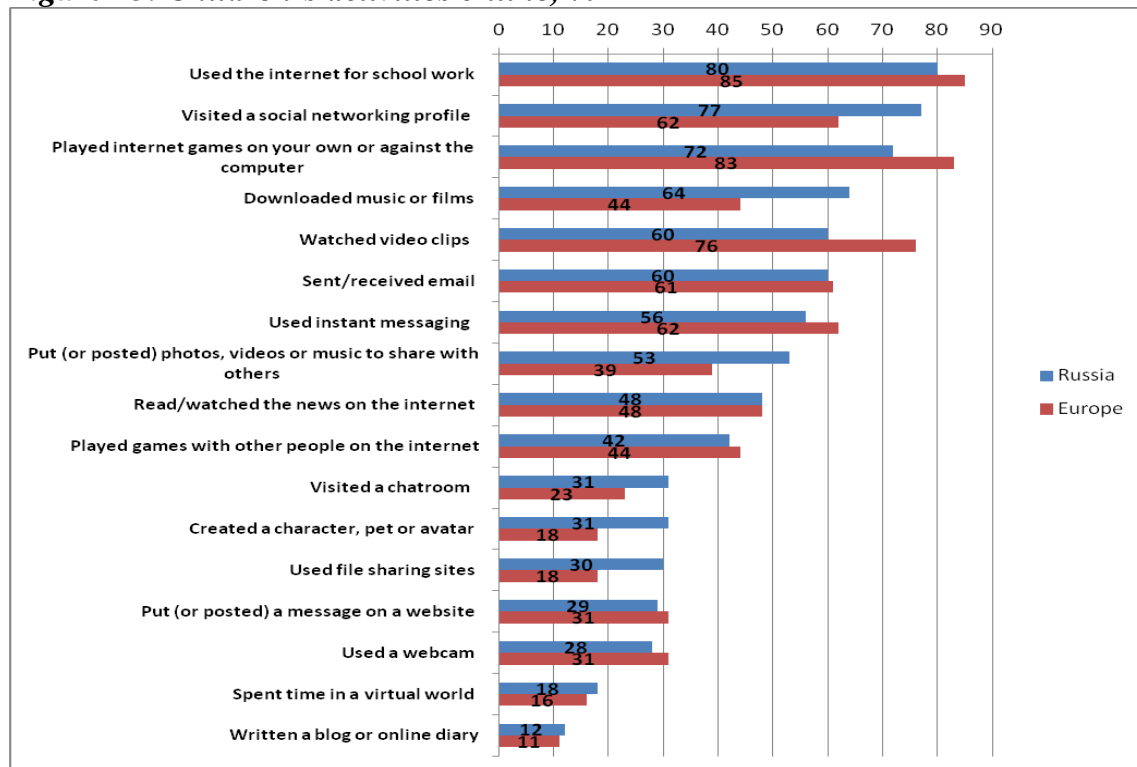
Base: All children who use the internet.

Russian and European children differ in their preferences when it comes to online activities (Figure 23)

- Russian children tend to more often use social networking sites, download music and films, upload photos, music, videos, use chatrooms, create virtual pets or avatars and use file sharing sites.
- European children more often than their Russian peers use the internet for schoolwork, play internet games on their own or against the computer, watch videos or use chatrooms.
- Children in Russia and Europe equally often will send/receive emails, read news online, play games with others, put a message on a website, use webcam, spend time in a virtual world and write a blog.

All these online activities can increase the chance that children eventually will encounter online risk of some sort. Quite often these risks are in the legal area. Children in Russia prefer to *download* music and films online, whereas their European peers watch videos hosted on sites. There are quite objective reasons for that, as in Russia the copyright protection problem as an area for discussion arose only some time ago. Various torrents and social networking sites provide users with every opportunity to download almost all existing films and music, quickly and free of charge. Most of this content is, however, illegal.

Figure 23. Children's activities online, %



QC102: How often have you played internet games in the past 12 months? QC306a-d, QC308a-f and QC311a-f: Which of the following things have you done in the past month on the internet? 38 (Multiple responses allowed)
Base: All children who use the internet.

School children try to use almost every opportunity the Web provides. They start actively exploring the Internet space from very young ages. In situations like this, what really matters is the quality of content children come across.

3.2. Perceived quality of online content

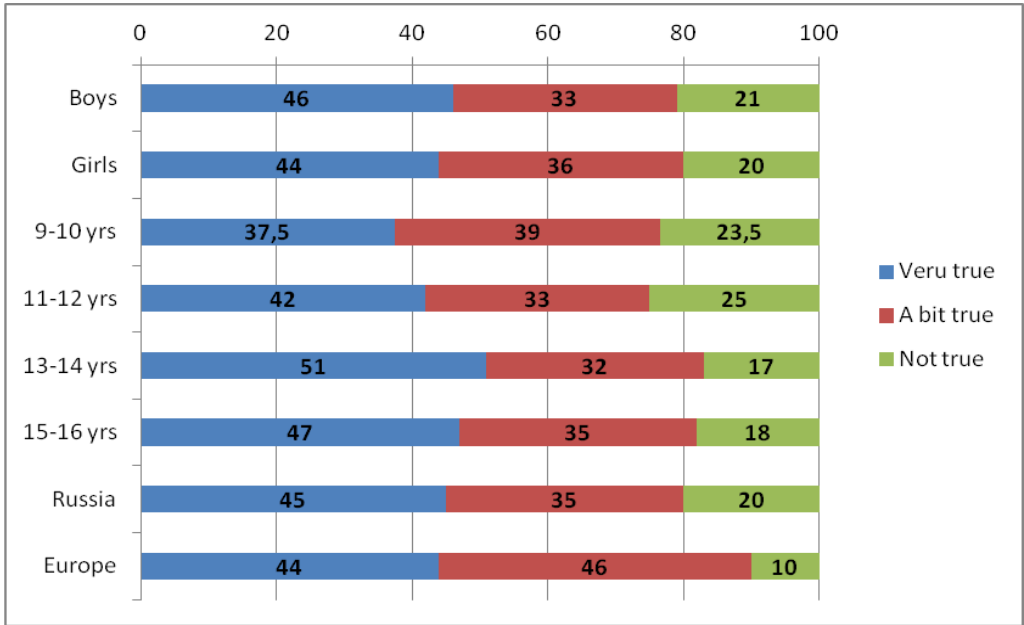
How do children assess the quality of the content they see on the internet?

9-16 year olds were asked whether there are lots of things on the internet that are good for children of their age (Figure 24).

Overall, slightly less than half of all children (45%) agree that there are lots of things on the internet that are good for children of their age. Every fifth child disagreed with the statement (20%), every third somewhat agreed (35%).

- 13-14 year olds more often than those of other ages think that there are lots of things on the internet that are good for children of their age (51%).
- There appear minimal differences by gender.

Figure 24. “There are lots of things on the internet that are good for children of my age”, %



QC319c: There are lots of things on the internet that are good for children of my age. Response options: very true, a bit true, not true.
Base: All children who use the internet.

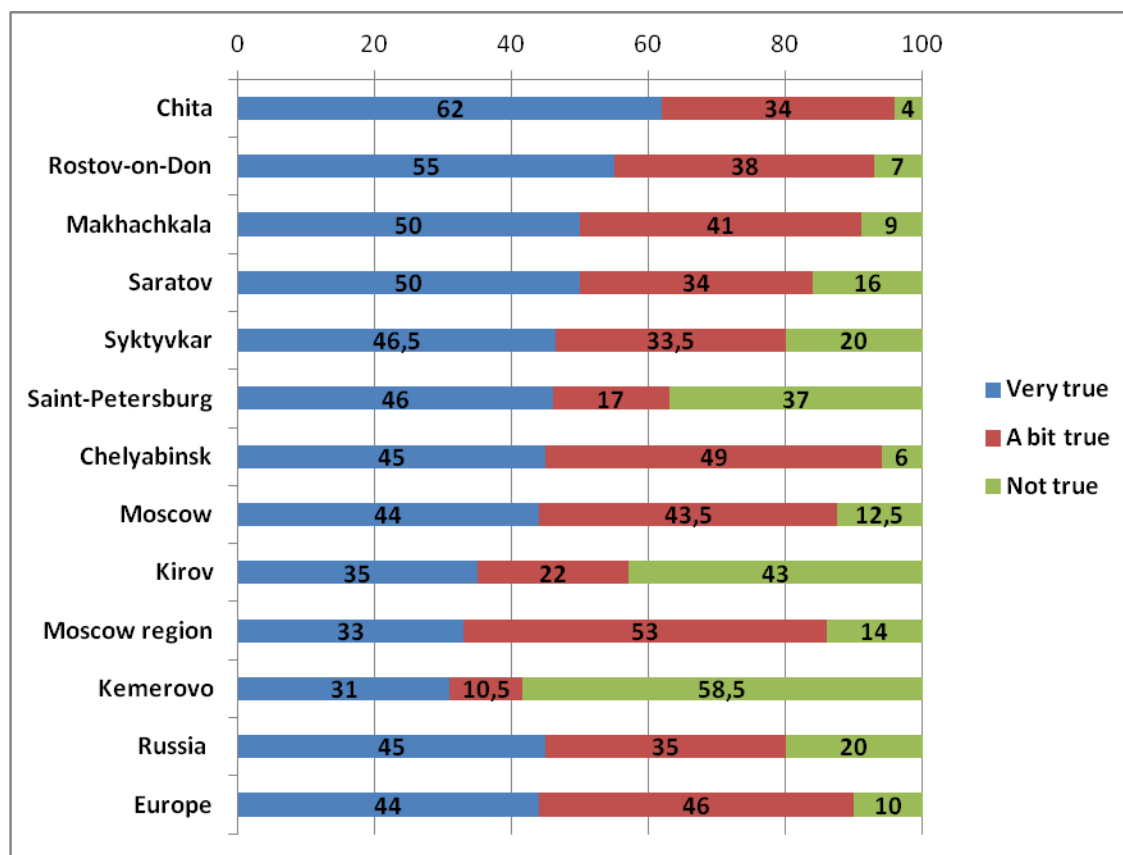
There are some regional differences in how Russian children assess the online provision available to them (Figure 25).

- Most satisfied with online provision are children from Chita – 62% of them agreed that there are lots of things on the internet that are good for children of their age. Least satisfied seem to be children from Kemerovo (31% agreed with the statement). Notably, the latter group had the largest

number of those who strongly disagree with the above statement – 58,5%.

- Almost every second child in the central region strongly disagrees with the statement (Moscow – 43%). Children from the Moscow region more often than others somewhat agree with the statement about the online provision having lots of things good for children of their age (53%).

Figure 25. “There are lots of things on the internet that are good for children of my age”, by regions, %



QC319c: There are lots of things on the internet that are good for children of my age. Response options: very true, a bit true, not true.

Base: All children who use the internet.

To summarise, every second child in Russia believes that there are lots of

good things on the internet for children of their age, every third child somewhat

agrees with that, and only every fourth child is dissatisfied with online provision. It is noteworthy, that children aged 9-12 show more negativity regarding online content available for children of their age, than their older peers.

3.3. Children's use of SNSs

Social networks are what children and teenagers find the most attractive on the internet. SNSs allow them to stay in touch with their friends, and see what's new in the lives of their peers. They are also great tool for expressing oneself.

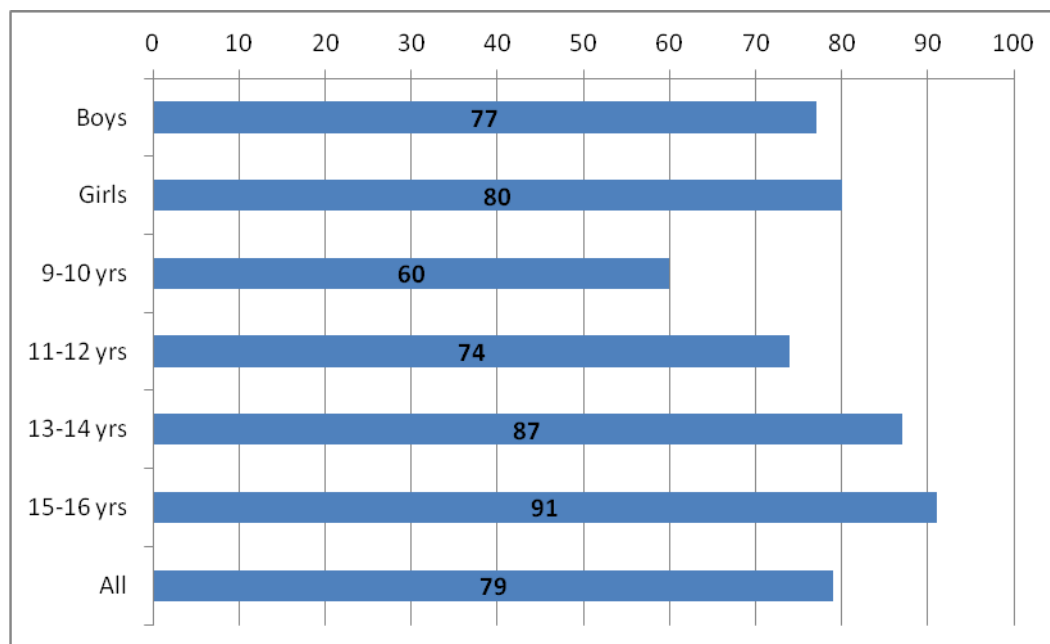
Children aged 9-16 were asked whether they use social networking sites (Figure 26).

- **Almost 80% of Russian children have admitted that they have profiles on SNSs.** Every third child uses more than one SNS.

- Girls are keener on opening a SNS profile than boys (80% and 77% respectively), although this difference can be considered insignificant.

- The most active users of SNSs are children aged 15-16 (91%) and 13-14 (87%). It should be mentioned that among 9-10 and 11-12 year olds 60% and 74% respectively have their own social networking profile. That is, **over half of children aged 9-12 use SNSs**, ignoring the age limit set up for Russian children under 13.

Figure 26: Children who have a profile on a social networking site, %



QC313: Do you have your OWN profile on a social networking site that you currently use, or not?
Base: All children who use the Internet.

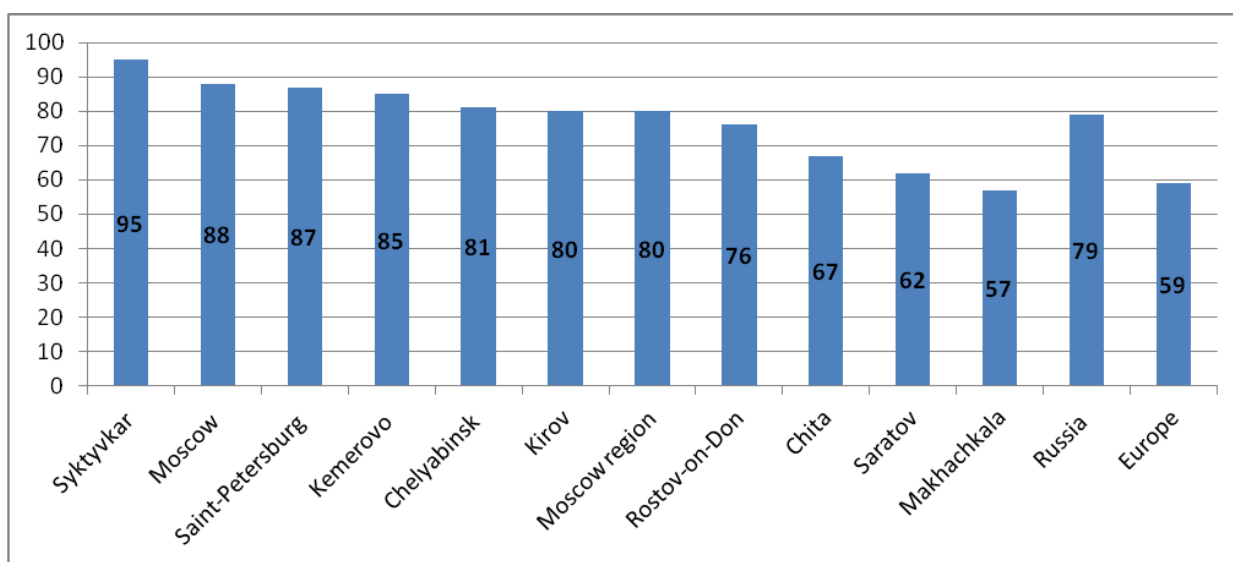
Figure 27 reveals differences in SNS usage across Russian regions.

Russian school children make their SNS profiles visible to everyone more often than children in European countries (79% and 59% respectively).

- SNSs are popular across all Russian regions, although Syktyvkar (95%) leads the usage. Least attracted to

SNSs are children in Makhachkala (57%). In Moscow and Saint-Petersburg social networking profiles have approximately equal amount of children as users - 88% and 87% respectively. A little lower usage rate has been revealed in the Moscow region (80%).

Figure 27: Children who have a profile on a social networking site, by region, %



QC313: Do you have your OWN profile on a social networking site that you currently use, or not?

Base: All children who use the Internet.

What social networking sites are most popular with Russian school children (Figure 28)?

The top SNS used by Russian children is VKontakte⁵. Over 90% of the surveyed children have their profiles in VKontakte. However, in some cities like Makhachkala, «VKontakte» is less popular, with only one third of all children using it, as 64% of children

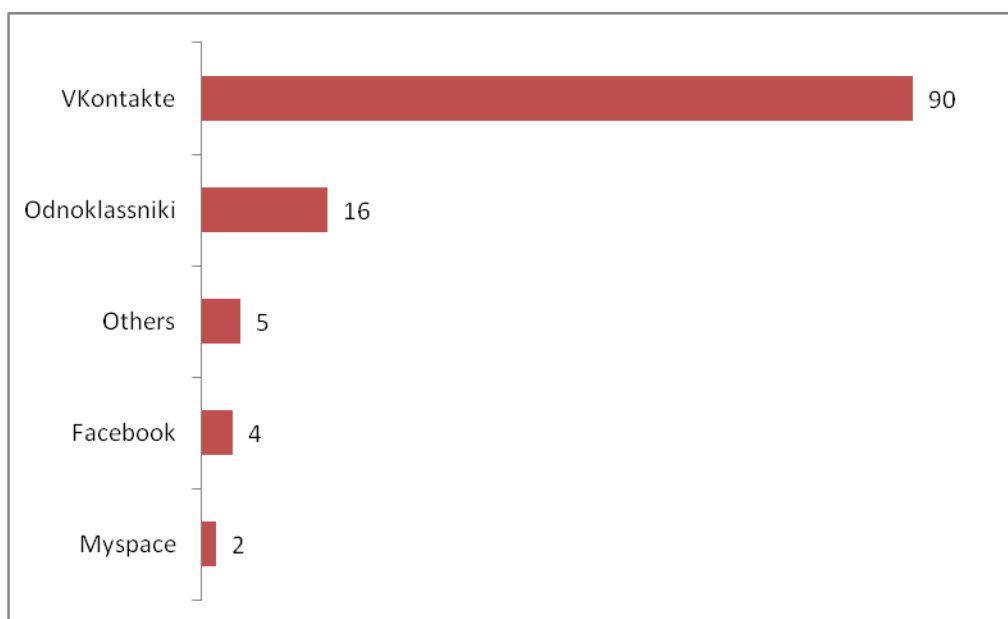
prefer to use another SNS - Odnoklassniki⁶.

- Odnoklassniki is used by 16% of children, placing it second.
- 4% of school children use Facebook, 2% - MySpace and 5% - other social networking sites, among which is leading MoiMir (MyWorld).

⁵ VKontakte (Rus. – «ВКонтакте», translates into English as «InContact» or «InTouch») – is Russia's most popular social networking service, with over 100 million active users as of December 2012.

⁶ Odnoklassniki (Rus. – «Одноклассники», translates into English as «Classmates») – is a Russian social networking site for classmates and old friends, launched in 2006 and currently ranking the 7th most popular website in the country.

Figure 28. Children's use of SNSs, %



QC316: Which social networking site do you use? If you use more than one, please name the one you use most often?

Base: All children aged 11-16 years who use the internet.

3.4. Nature of children's SNS contacts

SNSs contribute to expanding a child's circle of contacts, but at the same time tend to transform the very notion of friendship. On the internet children keep in touch with 200, 300 and even 1000 users, which they call friends. We asked 9-16 year old children about how many friends they communicate with on social networking sites (Figures 29, 30).

- **Overall, a Russian school child aged 9-16 has 50 friends on social networking sites. Almost every fifth child (16%) has over 100 friends.**

- **The amount of contacts increases with age: younger children**

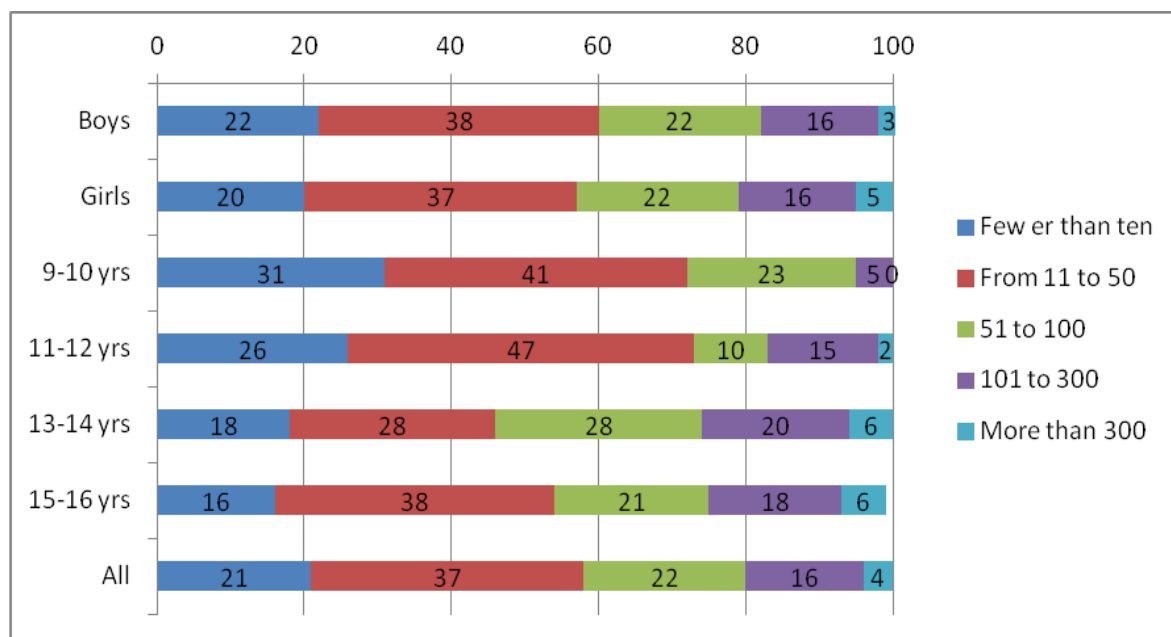
have 10 SNS friends and older children have over 100 friends.

- This varies hardly at all by gender, as boys and girls have about the same amount of friends on SNSs, on average.

The older children grow, the more intensive their online communication becomes. However, the quality of their communication tends to significantly decrease. This brings up various arguments such as whether online and 'real' friendships substitute or complement each other, and whether tracking updates in the

newsfeed, commenting on photos and 'liking' can be considered a true communication.

Figure 29. Number of contacts on children's social networking profiles, %



QC316: Roughly how many people are you in contact with when using [name of child's (most used) social networking site]?

Base: All children who have a profile on a social networking site.

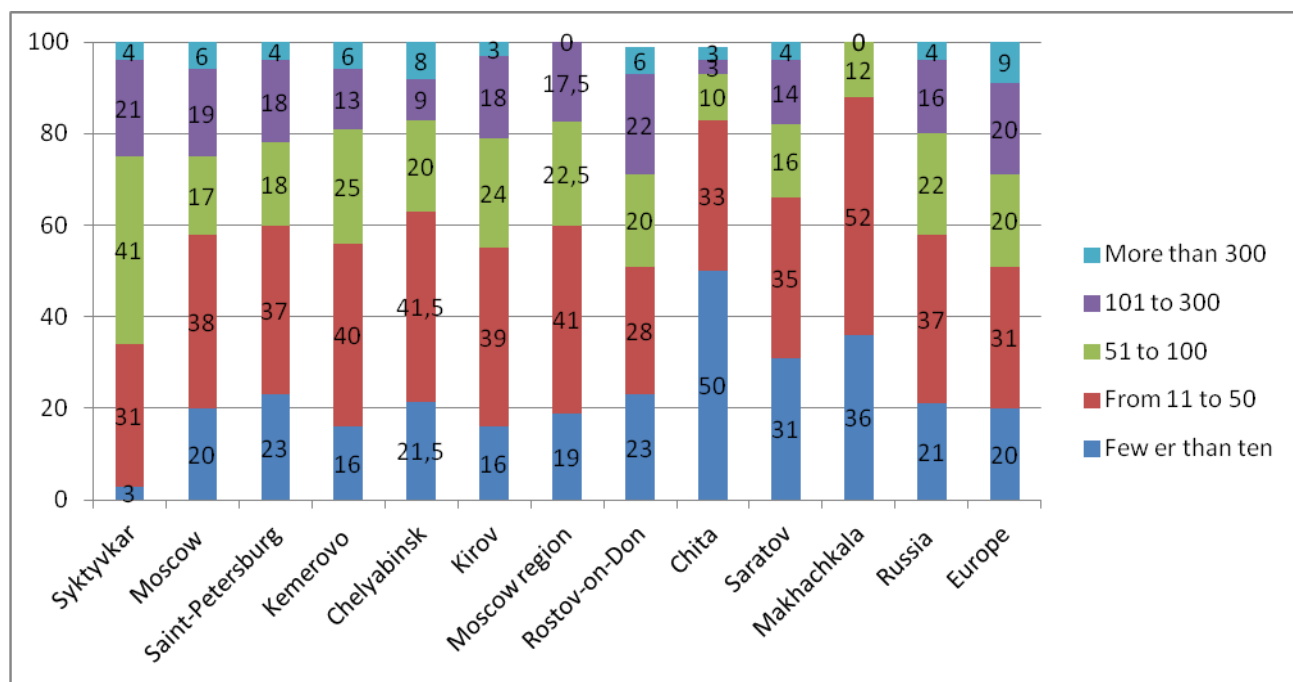
- **The majority of Russian children (59%) have 11 to 100 friends on the internet. One fifth of all children (21%) have less than 10 “virtual” friends.**

- Children in Chita who go online, have the least amount of SNS friends, whereas in Syktyvkar 66% have over 50 SNS friends, which makes children in

that city the most active online communicators in the country.

- Russian and European children are very similar in how many online friends they have on average. Russian children have 11 to 100 friends, but in Europe a little more children have 101-300 and over 300 friends, than in Russia.

Figure 30. Number of contacts on children's social networking profiles, %



QC316: Roughly how many people are you in contact with when using [name of child's (most used) social networking site]?

Base: All children who have a profile on a social networking site.

As children move from childhood to adolescence, their interests change, so teenagers start seeing communication with peers as their ultimate need. Today online communication is an important part of peer relations. Internet allows them to not only stay in touch with their close friends, but also to extend their circle of communication, which can include more and more new people. Such communication activity can be threatened by various online risks. To avoid them, a teenager should know how to set up SNS settings for a safer use.

online. Other factors include the ability to use safer profile settings, personal information that children share with others, and keeping their profiles public or private, that is, giving access to it to every user of a SNS or only to their contacts (Figure 31).

- **Many of Russian children (40%) keep their profile private so that only their friends can see it. However, one third of children have profiles open to any people around the world.**

3.5. Use of SNS privacy settings

Having a social networking profile and a lot of online contacts are not the only factors that put a child at risk

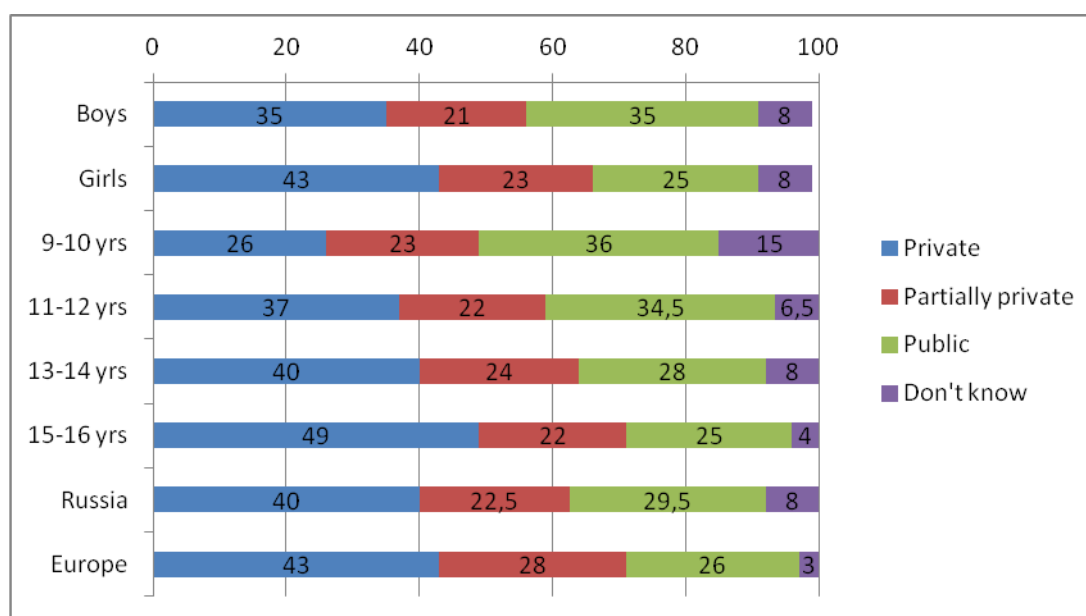
- **The older children grow, the less often they set their profiles public. The highest percentage of children with open profiles is among 9-12 year olds, who have signed up for a social networking site despite age restrictions.**

- **Things look differently across Europe where children go for either setting option regardless the**

age. Perhaps European parents monitor children's activity of this kind more closely and ask them to keep their SNS profiles private.

- Boys appear more likely than girls to keep their profiles public (35% vs. 25%). But more girls than boys keep their profiles private (43% and 35% respectively).

Figure 31. Children's use of SNS privacy settings, %



QC317: Is your profile set to ...? Public, so that everyone can see; partially private, so that friends of friends or your networks can see; private so that only your friends can see; don't know.

Base: All children who have a profile on a social networking site.

A profile on a social networking site allows posting various pieces of information. Children, who use SNSs, were asked what kind of information they show on their social networking profiles (Figure 32, Table 7).

- **From 60% to 80% show their last name, real age, school number, as**

well as their photo where their face is clearly seen.

- **Every third child provides their phone number or home address** (school children in Kirov (58% do so) are leading in this practice).

- **Russian children seem to more often than children in Europe make**

their address and phone number seen on their profiles (35% and 14% respectively).

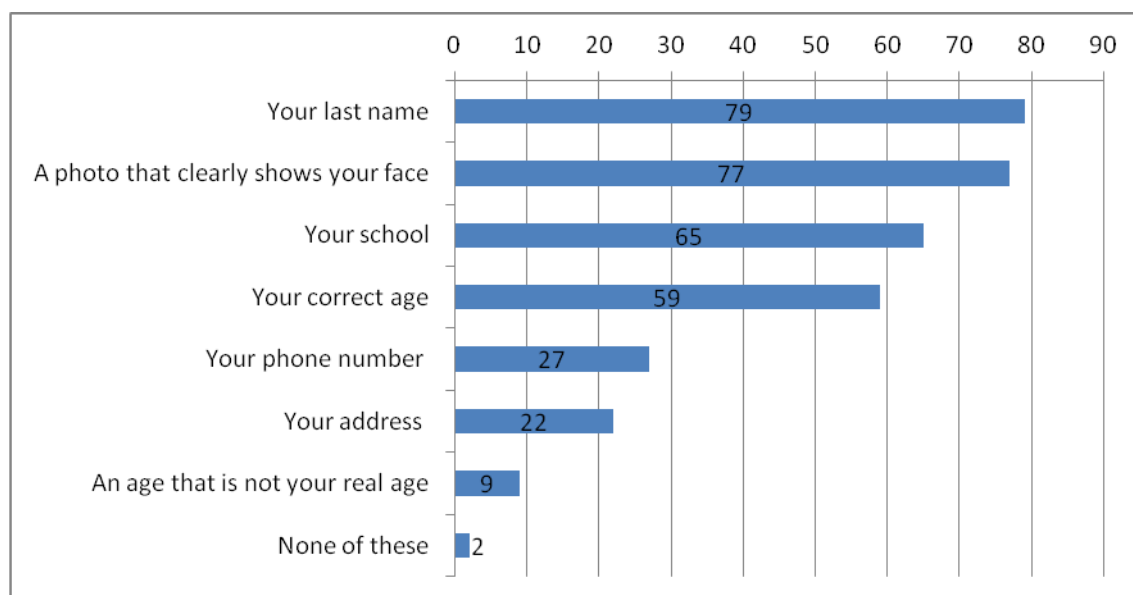
- The most multiple group of children who keep their profiles public, comes from Makhachkala (74%). It is a
- 9% of Russian children have posted an incorrect age (higher than their real age). Children in Makhachkala lead in this category, followed by children in Saint-Petersburg (26% and 24% respectively).
- **Significantly less Russian children, compared with European, have posted an incorrect age on a SNS profile** (9% and 16% respectively, that

very high number if compared with other Russian regions. For example, in the Central region only one fourth of children make their profiles public – 24% in Moscow, 23% in the Moscow region and 15% in Saint-Petersburg.

is, twice less). It does not come as a surprise, as age limitations were just recently introduced to Russian social networking sites, so before that children did not have to worry about faking their real age.

- Russian children provide more personal information than do children in Europe (this practice proves to be most common in Kirov, and less common in Saratov).

Figure 32. What information children show on their social networking profile, %



QC318a-f: Which of the bits of information on this card does your profile include about you? (*Multiple responses allowed*) Identifying features asked about, which are summed in the final column: a photo that clearly shows your face, your last name, your address, your phone number, your school, your correct age.

Base: All children who have a profile on a social networking site.

Table 7. What information children show on their social networking profile, by region

Region	% SNS profile is public	% address or phone number	% shows incorrect age	Average from six identifying features
Kemerovo	28	37	4	3,5
Kirov	36	58	13	4
Makhachkala	74	26	26	2,8
Moscow	24	37	7	3,5
Moscow region	23	33	11	3,6
Rostov-on-Don	18	32	9	3,3
Saint Petersburg	15	31	21	3,7
Saratov	27	17	3	2,4
Syktyvkar	43	45	1	3,7
Chelyabinsk	19	26	10	3,5
Chita	58	34	8	3,7
Russia	29,5	35	9	3,5
EU	26	14	16	2,8

QC317: Is your profile set to ...? Public, private or partially private. QC318a-f: Which of the bits of information on this card does your profile include about you? (*Multiple responses allowed*) Identifying features asked about, which are summed in the final column: a photo that clearly shows your face, your last name, your address, your phone number, your school, your correct age.

Base: All children who have a profile on a social networking site.

About 80% of all children who participated in our survey, have a profile on a SNS, and over two thirds post their last name, photo (where one can see their face), real age and school number. Every third child also indicates their phone number or home address. In other words, every third child shares maximum information about themselves.

Additionally, one third of children (the majority of them are those aged 9-12) keep their profiles public, that is, any user of the social networking site where they register their profile, can see it.

These children more than other fall under the group of high risk, which means, that they are more likely to

become victims of online grooming, sexual harassment etc.

3.6. Children's approach to online communication

Email services, chats, instant messengers, blogs, social networking sites and other online services allow users to communicate both in a real time mode and when it is convenient for them. Such online communication is most popular among school children. It is important to understand that this communication is different from communication in real time. Within our research, we wanted to explore how

children themselves perceive their online behaviour.

11-16 year olds were asked to assess several statements in terms of their attitude to their online and offline communication (Table 8, Figure 33).

- Over half (55%) of these children say that it's true or a bit true of them that they find it easier to be themselves on the internet than with other people face-to-face. However, half (45%) say this is not true of them.

- Also over half (55%) say they talk about different things on the internet than when speaking to people face-to-face. And about half say this is not true of them (45%).

- 42% of children say that they talk about different things online that they do not discuss with other people face-to-face. Almost two thirds (58%) say it is not true of them.

Table 8. Online and offline communication compared

% how true is this of you...	Not true	A bit true	Very true
I find it easier to be myself on the internet than when I am with people face-to-face	45	42	13
I talk about different things on the internet than I do when speaking to people face-to-face	45	35	20
On the internet I talk about private things which I do not share with people face-to-face	58	29	13

QC103a-c: How true are these of you?

Base: All children aged 11-16 years who use the internet.

It seems that for some children face-to-face and online communication are not especially distinct, whereas for others the internet offers possibilities for more varied or private or authentic communication that can be difficult to express with people face-to-face.

- For gender, slightly more boys than girls believe that it is easier for them to be themselves on the internet

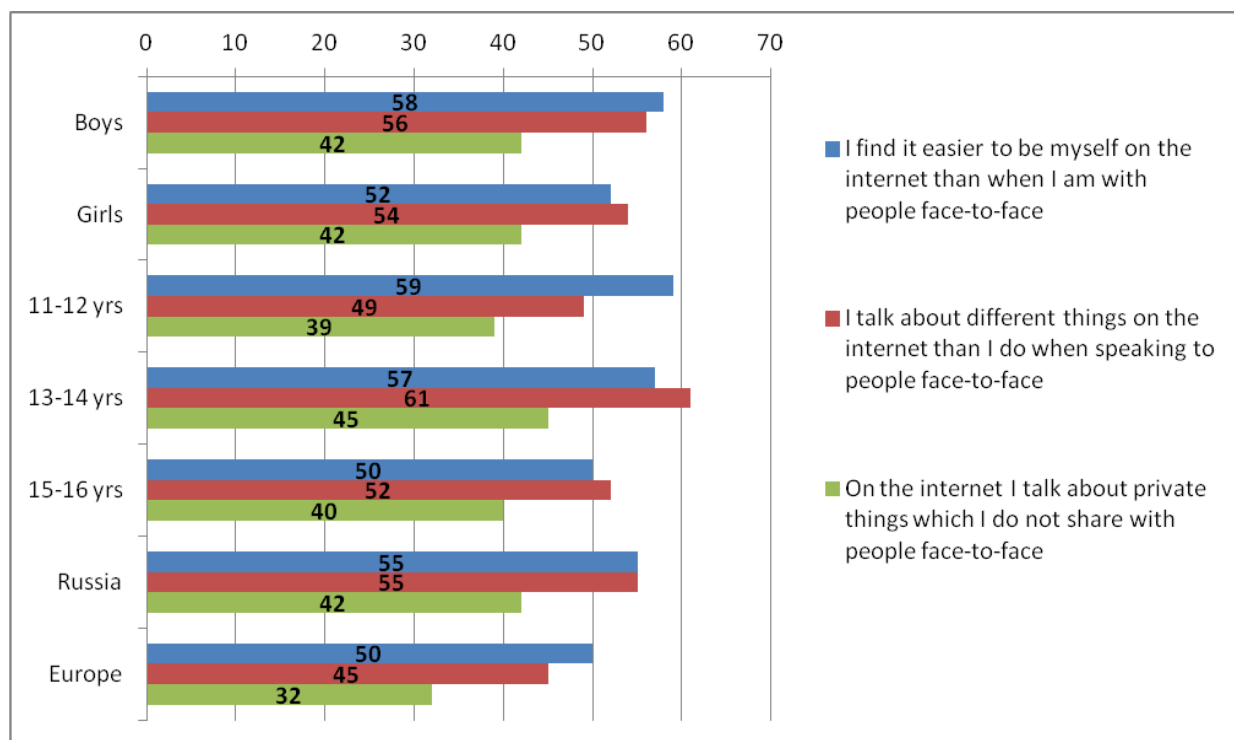
and talk about different things, than face-to-face.

- In terms of age, 13-14 year olds more than children of other ages, find online communication more favorable for discussing personal matters. It is different across Europe, as there the older the children, the more often they admit that the internet offers an opportunity for different, perhaps more intimate communication.

- If compared with European children, slightly more children in Russia admit that the internet allows

them to feel more confident and open online than face-to-face.

Figure 33. Online and offline communication compared



QC103a-c: How true are these of you?

Base: All children aged 11-16 years who use the internet. Note: % aged 11+ who say a bit true or very true)

The internet provides users with an opportunity to choose not only how and when to communicate, but also with whom - friends, friends of friends or family friends, or strangers not related to real, offline life (Figures 34, 35).

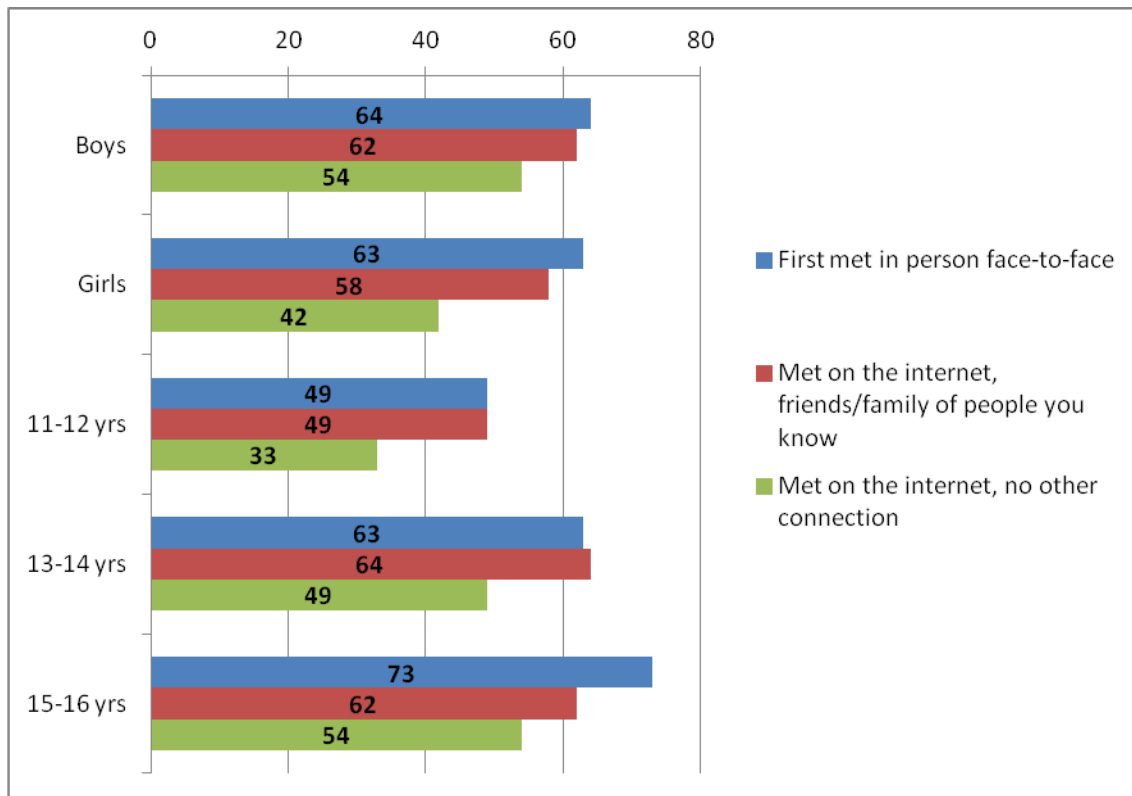
- The majority of Russian school children are in touch with people who they first met in person, face-to-face (64%), or people who they first met online, but who have a connection with friends or family (60%).

- **About half of children talk online to people who they first met on the internet and who they only know online (48%).**

- As children grow older, they tend to communicate with more people that have no relation to their offline life.

- More boys than girls communicate online with people they met online and who they never connect with offline (54% vs. 42%).

Figure 34. Nature of children's online contacts, %



QC310: I am going to read out each of the things you have just told me you do (e.g. email or whatever). For each one, I'd like you to tell me the types of people you have had contact with when doing each of these things.

Response options: people who you first met in person face-to-face; people who you first met on the internet, but who are friends or family of other people you know in person; people who you first met on the internet, but who have no other connection to your life outside of the internet. *(Multiple responses allowed)*

Base: All children aged 11-16 who use internet and have given at least one valid response about the nature of their online contacts.

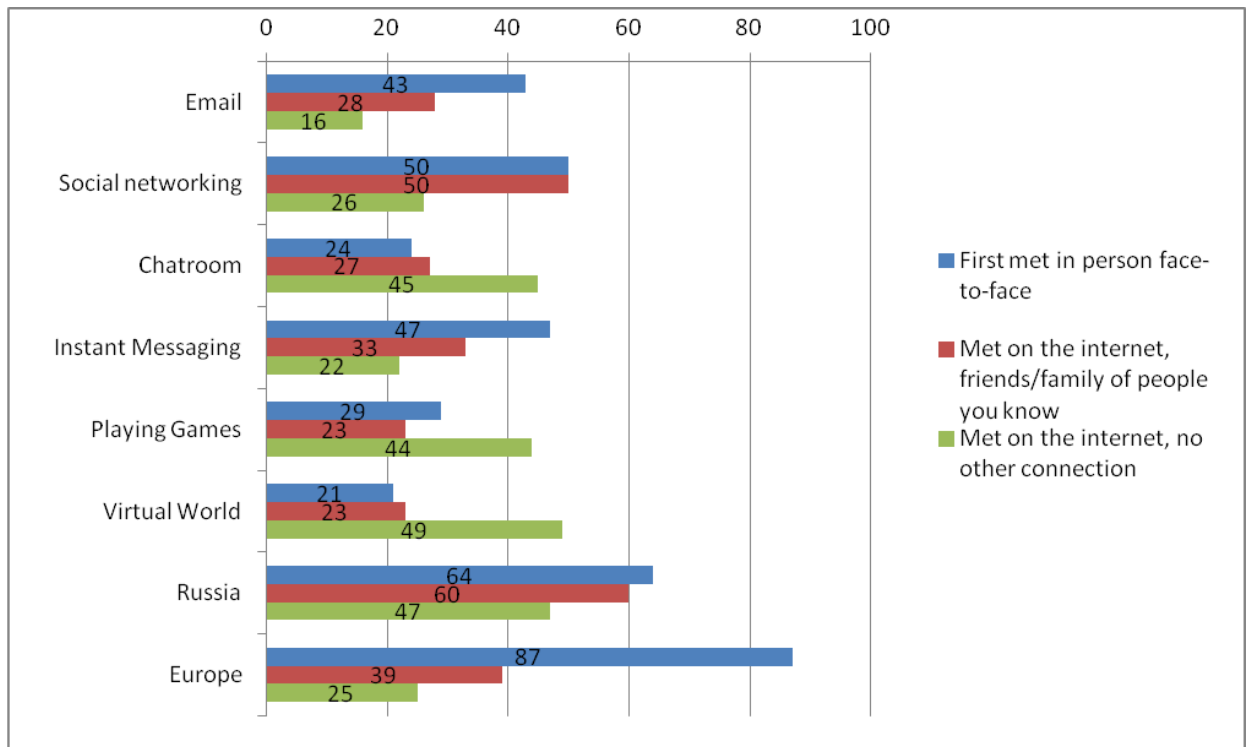
- **Russian children prefer to communicate with people they know only online in virtual worlds (49%), playing games (44%) and in chatrooms (45%).**

- **On SNSs, email services or chatrooms children prefer to communicate with people they know in person, or people who are friends of their friends.** With all that, the percentage of contacts that children keep in touch with only online, remains quite high. In terms of places, children keep in touch with those they know only online on SNSs (26%), 22% using chatrooms

(22%), and via email (16%). Such communication is related to higher risks and can end up in grooming or sexual harassment committed by a new online acquaintance.

- European and Russian school children communicate with people they don't know in person in virtual worlds or playing games. **However, it should be noted that children in European countries seem to be more careful when it comes to such communication, regardless the means they use to connect.**

Figure 35. Nature of children's online contacts, %



QC310: I am going to read out each of the things you have just told me you do (e.g. email or whatever). For each one, I'd like you to tell me the types of people you have had contact with when doing each of these things.

Response options: people who you first met in person face-to-face; people who you first met on the internet, but who are friends or family of other people you know in person; people who you first met on the internet, but who have no other connection to your life outside of the internet. (*Multiple responses allowed*)

Base: All children aged 11-16 who use internet and have given at least one valid response about the nature of their online contacts.

All children were asked additional questions about their practices in engaging with online contacts (Table 9).

- **Two thirds of Russian children from time to time look for new friends online and add people to their friends' list who they have never met in real life. Almost half of children make new friends online monthly or more often.**

- **About one third of children (24%) send personal information to people they have never met face-to-face, more often than monthly.**

- **Children in Europe seem to be more careful with all of these online activities and seek out new online friends less frequently, than children in Russia.**

Table 9. Children's actions in relation to online contacts, %

	More often than monthly		Less than monthly		Never	
	Russia	Europe	Russia	Europe	Russia	Europe
Added people to my friends list or address book that I have never met face-to-face	46	16	22	18	32	66
Looked for new friends on the internet	45	21	23	19	32	60
Sent personal information to someone that I have never met face-to-face	24	6	20	9	56	85
Sent a photo or video of myself to someone that I have never met face-to-face	17	5	15	9	68	86
Pretended to be a different kind of person on the internet from what I really am	15	6	14	10	71	84

QC145a-c and QC146a-b: Have you done any of the following things in the PAST 12 MONTHS; if yes, how often have you done each of these things?

Base: All children who use the internet

We would not want to sound too categorical and state that the Internet helps children to become more easy-going and makes it easier to be themselves than in real life. About half of all school children in Russia strongly disagree with this approach, and a part of children disagree to a certain extent.

Overall, Russian children prefer communicating with their friends and acquaintances on SNSs, via email

services or messengers. About half of children communicate online with people they do not keep in touch with offline. Communication takes place in the virtual world or while playing online games. Two thirds of children search for new friends online and add to their list people they have never encountered in real life. About one third from this group share personal information with their online friends.

4. RISK AND HARM

4.1. Risk and harm

A situation of online risk occurs when internet users encounter online threats, which becomes risky as influenced by one or more risk factors. The latter can be subjectively and objectively conditioned, and result in an emerged risky situation. Risk factors can be both objective and subjective. Objective indicators are gender, age, family's social status, area of living; internet access, terms of the internet use etc. Subjective indicators include, among others, psychological parameters, and encompass user activity, relations with parents and peers, as well as a user's character, psychological state, coping skills etc. The very notion of risk is subjective and is related to a situation that might have an unfavorable, dangerous result. But whether the result will be as such, depends on choices one makes and on one's behaviour in certain situations. One of the main goals of the current research was to not only identify the most serious and acute risks that children and teenagers in Russia face while using the internet, but also to understand whether those risks can become real threats to the younger users and if so, to define their scope. One of the tasks of our research, above that, was to find out what coping strategies used those children who have had unpleasant online experiences.

In this section we will analyse negative experiences children and teenagers have had online and will find out whether young users are aware at all that sometimes the internet can be the source of disappointment, shock and bring on other strong negative emotions. Children of different ages were asked closed and open-ended general questions, aimed at revealing whether a child has ever felt uncomfortable or disappointed because of what he/she saw on the internet. Children were also asked, whether they think that there are things on the internet that people about their age will be bothered by in any way. The indicators of negative experiences were answers like 'felt uncomfortable, upset or felt that I shouldn't have seen it'. Children's replies to the question '*Do you think there are things on the internet that people about your age will be bothered by in any way?*' are given in different parts of this chapter.

Figure 36 shows what children think about negative experiences they have had on the internet, as well as about their personal experience with seeing things that people about their age would be bothered by seeing in any way.

- **Over half of Russian school children (53%) agreed that there are things on the internet that can be inappropriate for people about their age.**
- **Over half of children do not think that the internet is an environment absolutely safe and seamless. 53% agreed that there are**

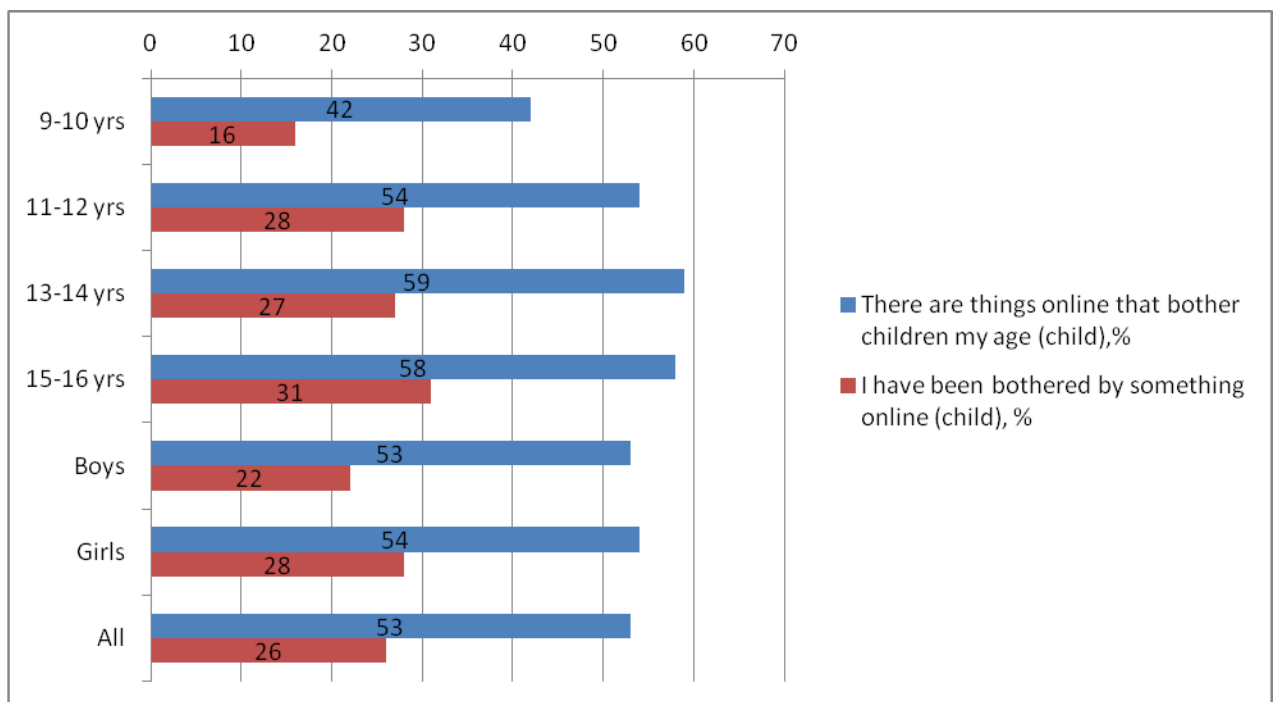
things on the internet that will bother people about their age. 24% of the surveyed children told about their personal experience of dealing with such things.

- Older children show a higher level of acknowledging internet threats and risks: **children aged 13-16 more often say that there are things on the internet that will bother people about their age, than do those aged 9-12.**
- **Every fourth child (26%) admitted to have experienced on the**

internet something that made them 'feel uncomfortable, upset or that he/she shouldn't have seen it'. Almost every sixth child among 9-10 year olds claims the same. However, the highest percentage of such children has been revealed among 11-16 year olds – almost twice as high if compared with the previous group (30%).

- Girls slightly more often than boys (28% vs. 22%) would admit that they have seen something that has bothered them online.

Figure 36: Online experiences that have bothered children, according to child and parent, %



QC322: Do you think there are things on the internet that people about your age will be bothered by in any way?
 QC110: In the PAST 12 MONTHS, have you seen or experienced something on the internet that has bothered you in some way? For example, made you feel uncomfortable, upset, or feel that you shouldn't have seen it. QP228: As far as you are aware, in the past year, has your child seen or experienced something on the internet that has bothered them in some way?

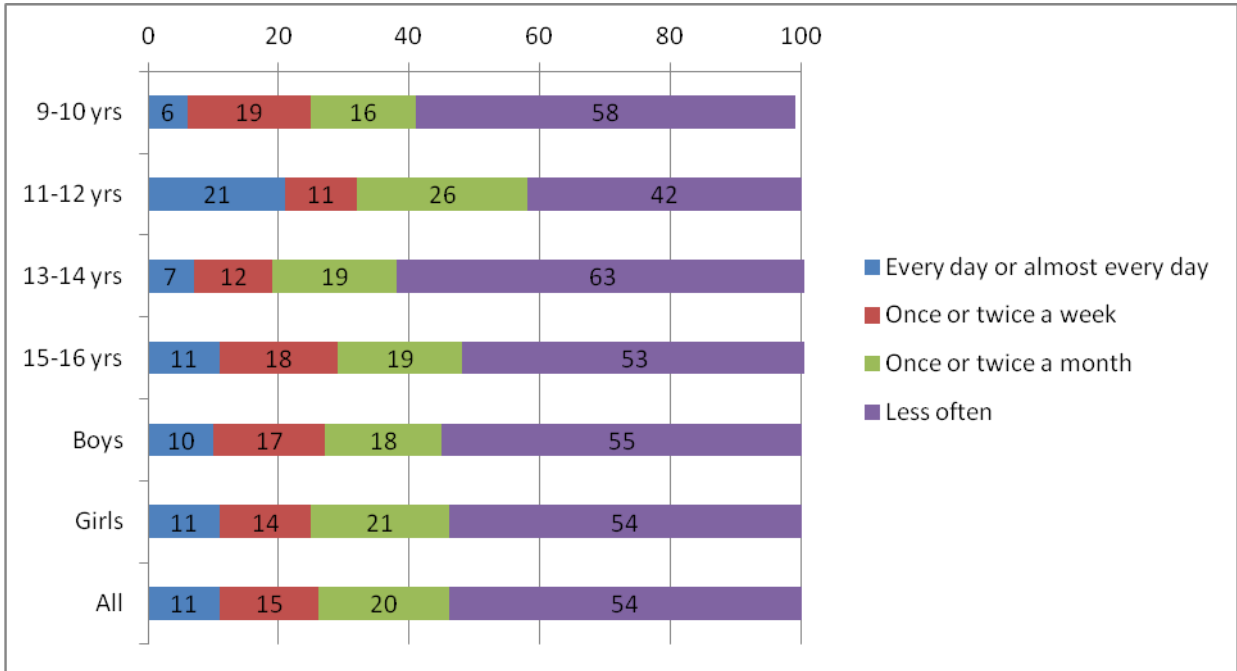
Base: All children who use the internet and one of their parents.

Those children, who replied positively to the question whether there is something that has bothered them online, were also asked to say how often they have been bothered by something online over the past year (Figure 37).

- **Every tenth child (11%) who has been bothered by something online says that it happened every or almost every day.**

- **The highest number of those who have had such frequent negative experiences is made of children age 11-12 (21%), that is, every fifth child in this age group.**

Figure 37. Online experiences that have bothered children, %



QC111: How often have you seen or experienced something on the internet that has bothered you in the PAST 12 MONTHS?

Base: Only children who use the internet and was bothered by something on the internet.

Figures 38 and 39 present comparative data across Russia and Europe in how children estimate the internet overall and their own experiences in dealing with negative content.

- **Both Russian and European children admit that the internet can have things that might bother children about their age. However, when it**

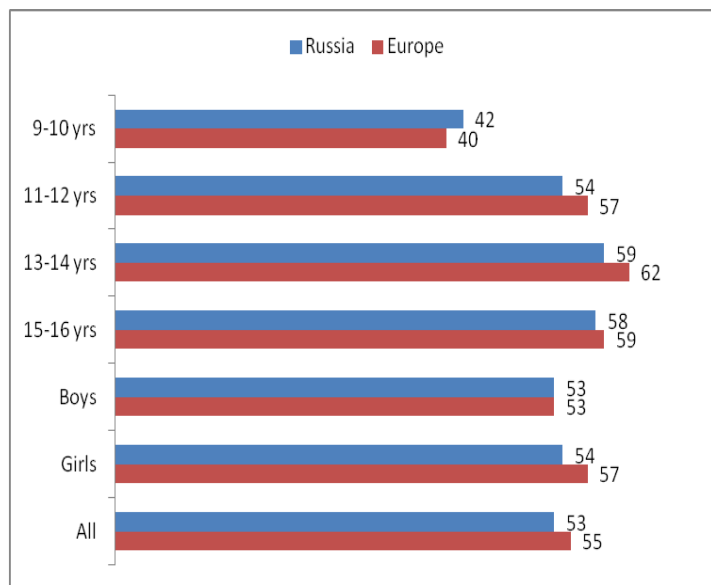
comes to estimating personal experiences, twice as many Russian children, when compared with their European peers, say that they have been bothered by something on the internet.

It seems that Russian children get upset because of seeing something negative on the internet more often than children in

Europe. Perhaps, European parents instruct their children more thoroughly before letting them explore the Web on their own. A lot of Russian children are

left with the internet 'face-to-face' and discover its opportunities using 'rules of thumb' and, thus, are less prepared for negative experiences.

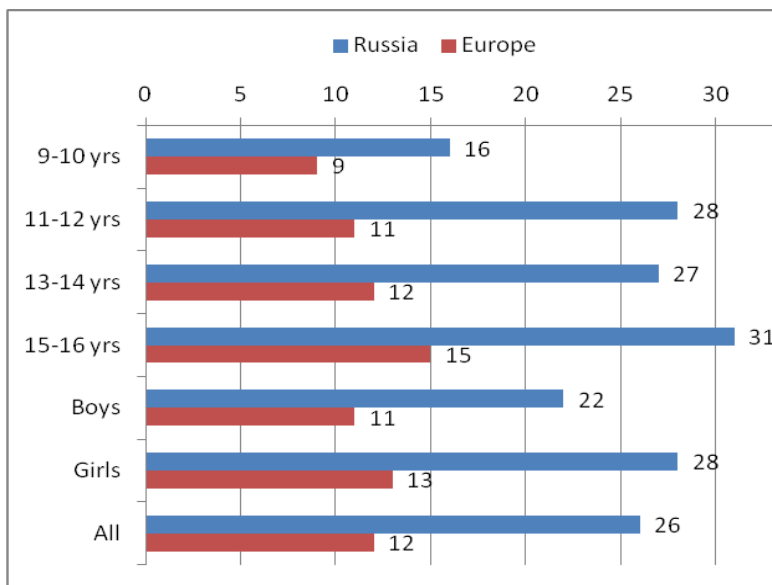
Figures 38. There are things online that bother children my age (child), %



QC322: Do you think there are things on the internet that people about your age will be bothered by in any way?

Base: All children who use the internet.

Figures 39. I have been bothered by something online (child), %



QC110: In the PAST 12 MONTHS, have you seen or experienced something on the internet that has bothered you in some way? For example, made you feel uncomfortable, upset, or feel that you shouldn't have seen it.

Base: All children who use the internet.

Regional differences in how often children perceive something that bothers them on the internet, are shown in Figure 40.

- **According to the survey, unpleasant, bothering things on the internet most often encounter children from Saint-Petersburg (34%), Syktyvkar (32%) and Moscow (27%), least often – children from Makhachkala (15%), the Moscow region (17%) and Chita (18%).**

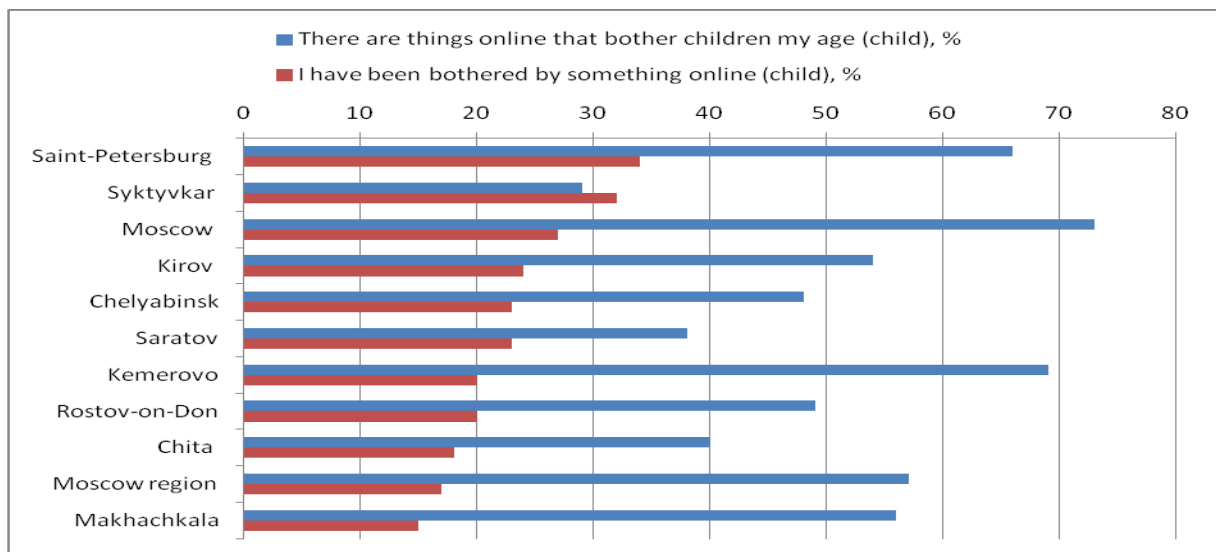
Children from the latter group of cities claim to have such experiences about twice as rarely as children from the first group (Figure 40).

- Acknowledging the internet as a place that might have things, which can bother children and teenagers, differs

across Russian regions and barely correlates with whether children have had negative experiences themselves. Thus, children from Saint-Petersburg, Syktyvkar and Moscow lead in the frequency of negative experiences children have on the internet (34%, 32% and 27% respectively), with Saint-Petersburg and Moscow showing the highest online risk awareness rate across the country (66% and 73%), and Syktyvkar – the lowest (29%).

- **Most aware about online risks are children in Moscow (73%), Kemerovo (69%), Saint-Petersburg (66%), and least aware – children in Saratov (38%) and Chita (40%).** The difference between the highest and the lowest rates is over 40%.

Figure 40. Online experiences that have bothered children, by region, %



QC110: In the PAST 12 MONTHS, have you seen or experienced something on the internet that has bothered you in some way? For example, made you feel uncomfortable, upset, or feel that you shouldn't have seen it.

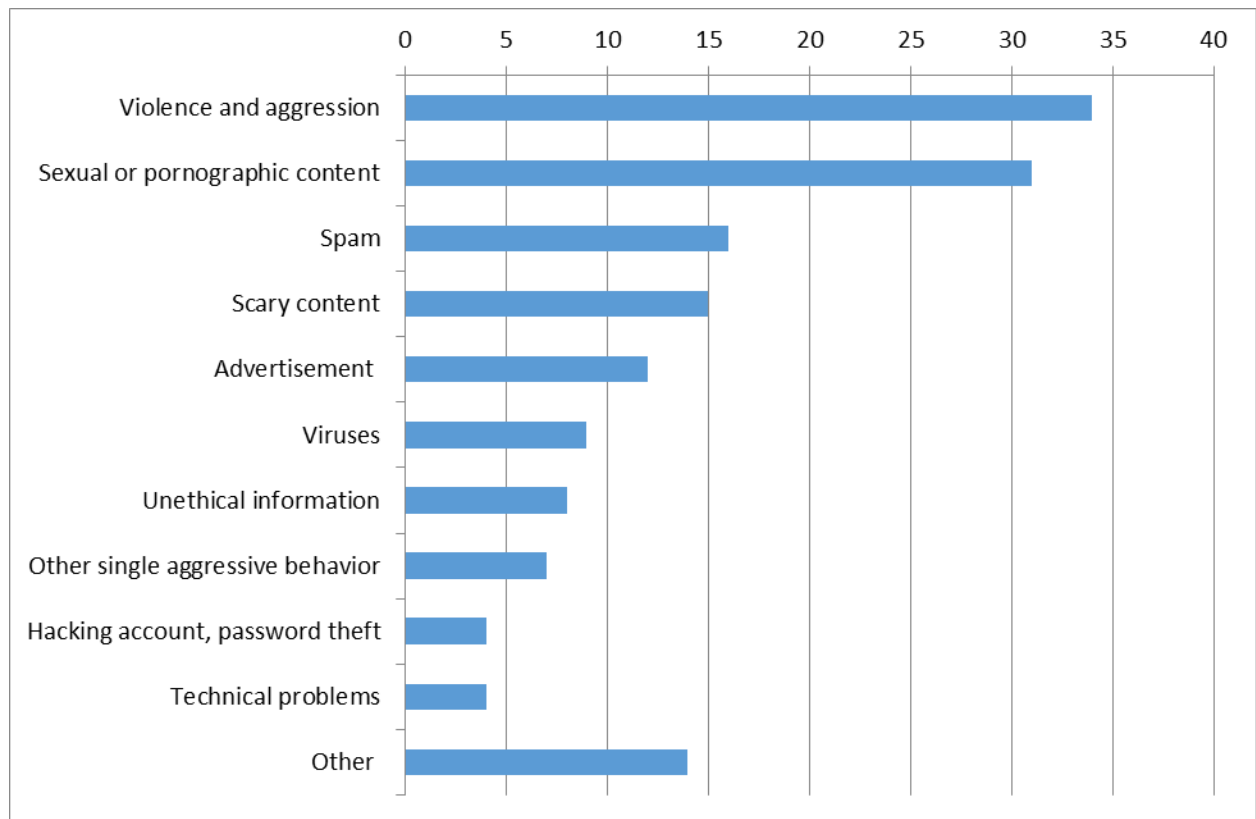
QC322: Do you think there are things on the internet that people about your age will be bothered by in any way?

Base: All children who use the internet.

About half of the surveyed children (488 people) have answered the open-ended question ‘*What might bother children your age on the internet?*’ The

frequency analysis allowed us to group negative information in categories as perceived by children (Figure 41).

Figure 41. Online experiences that have bothered children, %



QC322: What things on the internet would bother people about your age?
Base: All children who use the internet.

- **The most bothering things for Russian children are violence and aggression on the internet, as well as sexual or pornographic content (34% and 31% of children named these risks, respectively). One in six children referred to spam (16%) and scary content (15%), one in eight – to**

advertisement (12%). Other five risks in Top-10 were viruses (9% of children), unethical information, such as obscene language or abusive content (8%), single aggressive behavior from other users (7%), account hacking or password theft and technical problems (4%).

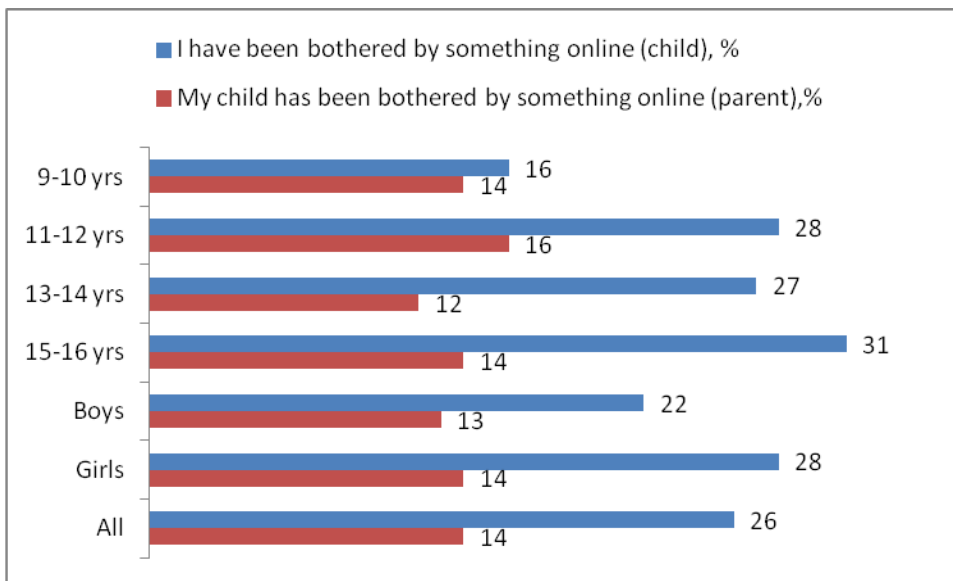
- Twice more girls than boys reported single aggressive behavior, animal abuse, unethical information, violence and aggression to other people, advertisement and scary content. Boys report content about drugs, viruses and spam twice as likely as girls do.
- Younger children might be bothered by scary content and are less likely to encounter violence and aggression, spam and advertisement. 13-16 year olds were bothered by other problems like content about drugs, suicide, harming and hurting themselves.
- The age when children started using the internet does not define whether their internet experience is going to be more or less risky. Children who started using the internet not so while ago, are twice as likely to be bothered by spam, problems related to information search and problems related to communication with friends. School children who started using the internet earlier, mentioned scary and frightful content and aggressive behavior of other users.

4.2. Parental awareness

Similar open and closed-ended questions that have been answered by children, were asked their parent, namely, whether their child, as far as they are aware, has seen or experienced something on the internet that bothered them in some way (Figure 42).

- **14% of parents believe that their child has seen or experienced something negative on the internet that has bothered them. With that, about twice as many children admitted to have been bothered by online content over the past months (26%).**
- **12-16% of parents of children of all researched ages say that their child has seen something on the internet that has bothered them in some way.** And this rate coincides with the amount of 9-10 year olds who say to have had negative experiences on the internet (16%). In relation to 11-16 year olds reporting that they themselves have been bothered by something online, much higher estimates apply – about 30% of children of that age group claim this to be the case. Now compare it with only 14% of their parents stating the same fact. Thus, it is acknowledged, that parents of 11-16 year old children are not that well aware of what their children have to deal with on the internet.

Figure 42. Online experiences that have bothered children, according to child and parent, %



QC110: In the PAST 12 MONTHS, have you seen or experienced something on the internet that has bothered you in some way? For example, made you feel uncomfortable, upset, or feel that you shouldn't have seen it.

QP228: As far as you are aware, in the past year, has your child seen or experienced something on the internet that has bothered them in some way?

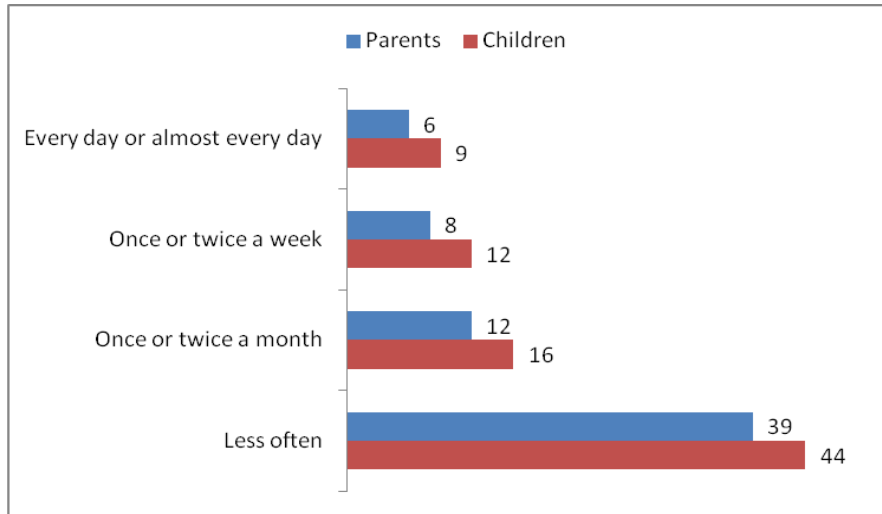
Base: All children who use the internet and one of their parents.

Parents were also asked to estimate how, as far as they are aware, their children are bothered by something on the internet (Figure 43).

has been bothered by negative content online. With that, those parents who are aware give quite definite estimates about how regular it happens.

- Every second parent underestimates the nature of online threats and does not know that their child

Figure 43. Online experiences that have bothered children, according to child and parent, %



QC111: How often have you seen or experienced something on the internet that has bothered you in the PAST 12 MONTHS?

QC229: How often has your child seen or experienced something on the internet that has bothered in the past 12 months?

Base: Only children who have seen or experienced something on the internet that has bothered them, and one of their parents.

To sum up, the majority of children understand that using the internet can be risky and dangerous for children about their age. However, they rarely report having been bothered or harmed by online content. Their parents tend to underestimate the frequency with which

their children experience something that bothers them on the internet. Those parents, who have a clearer perspective of the real situation, also know how often negative content comes within sight of their children.

5. SEEING SEXUAL IMAGES

5.1. Where children have seen sexual images online

Everyone who uses the Internet is aware of all types of sexual content that it hosts. According to the American Psychological Association, both in the USA and around the world every year about 40% of teenagers and younger children visit websites with sexual content, both intentionally and by accident (*DeAngelis, 2007*). There are some programmes aimed at preventing children from visiting such websites, but in Russia they are not as widely spread and, in fact, they can only minimise risks, but won't eliminate them. Thus, such a programme would not protect a child from sexual abusive messages sent by people they had met on the internet.

For ethical reasons we could not explicitly define pornography in a closed-ended survey with children and the term itself was not used in the interview. Instead we introduced our question about pornography in the following way:

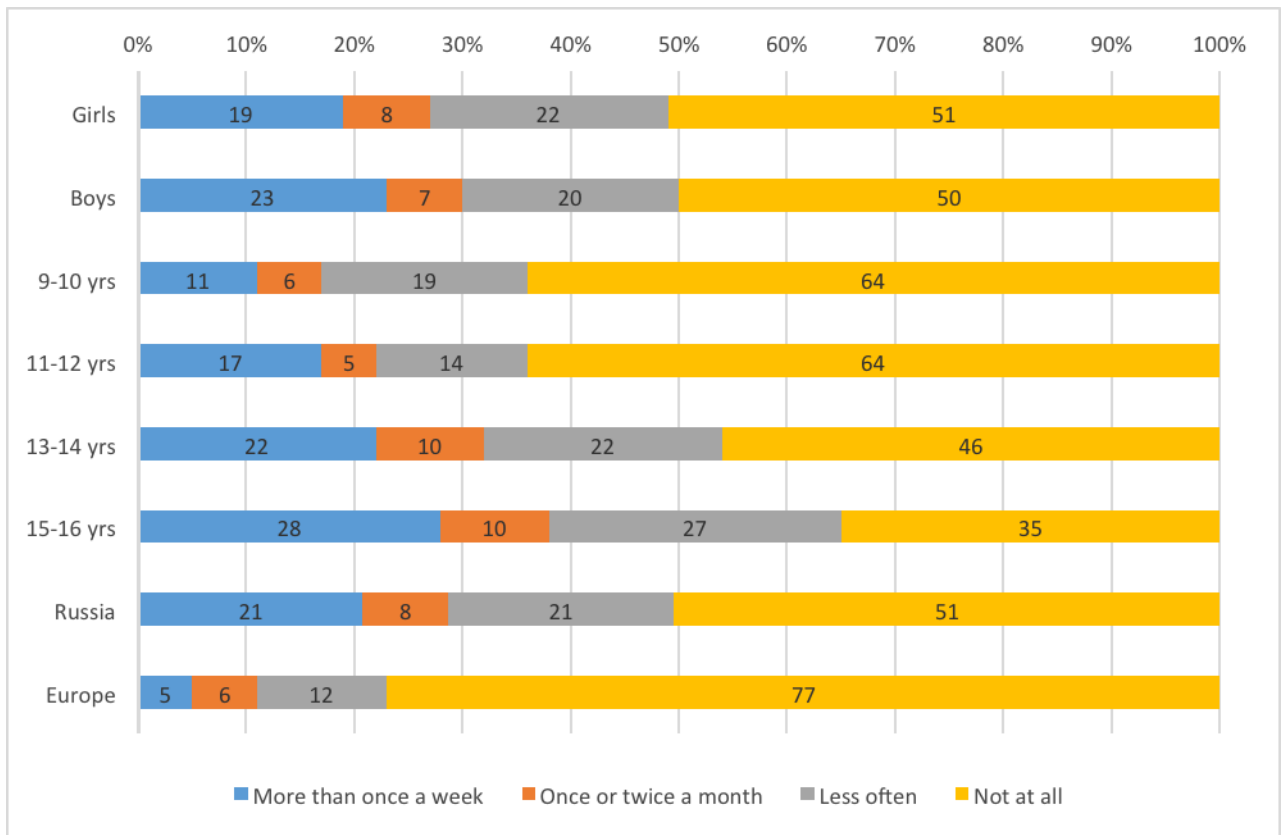
“In the past year, you will have seen lots of different images – pictures, photos, videos. Sometimes, these might be obviously sexual. Have you seen

ANYTHING of this kind in the past 12 months?”

About half of Russian children have seen sexual images online (Figure 44, Table 10):

- **Almost half of children aged 9-16 (49%) have seen sexual images over the past 12 months, one third of this group have seen such images online (41%).**
- **Slightly less than half of those 49% who have seen sexual images in the past 12 months, have seen them more often than weekly.**
- The frequency of seeing sexual images and child's gender do not relate, although differences by age are marked. **2/3 of 15-16 year olds have seen sexual images, and only 1/3 of 9-12 year olds have had a similar experience.**
- **Compared with European children, schoolchildren in Russia have seen sexual images twice more often, both online and offline.**

Figure 44. Child has seen sexual images online or offline in past 12 months



QC128: Have you seen anything of this kind [obviously sexual] in the past 12 month? QC129: How often have you seen [images, photos, videos that are obviously sexual] in the past 12 months.

Base: All children who use the internet.

Children could get exposed to sexual images in any media (Table 10):

- **The most common ways for children to see sexual content are on the internet (41%) and on television (24%). Notably, on the internet children see such content two times more often than on television.**

- Relatively rarely children see sexual content in books and magazines (11%) and even less often – on their mobile phones and via Bluetooth (each 2%).

- **Children in Russia encounter sexual content online almost three times more often than their European peers (41% of children in Russia vs. 14% in Europe).**

- There is a marked tendency related to age, **with older children seeing more sexual images across all media – the internet, television, magazines and books.**

Table 10. Child has seen sexual images online or offline in past 12 months, by age

	Age				Russia	Europe
	9-10	11-12	13-14	15-16		
On any websites	27%	29%	46%	57%	41%	14%
In a magazine or book	6%	8%	11%	16%	11%	7%
On television, film or video/DVD	18%	18%	27%	29%	24%	12%
By text (SMS), images (MMS), or otherwise on my mobile phone	2%	3%	3%	2%	2%	3%
By Bluetooth	0%	1%	3%	2%	2%	1%
Has seen at all, online or offline	36%	36%	54%	65%	49%	23%

QC128: Have you seen anything of this kind [obviously sexual] in the past 12 month? QC130a-f: In which, if any, of these places have you seen [images, photos, videos that are obviously sexual] in the past 12 months? QC131: Have you seen [images, photos, videos that are obviously sexual] on any websites in the past 12 months? (*Multiple responses allowed*)

Base: All children who use the internet.

It is a common belief that boys search and come across sexual images more often than girls. However, our survey hasn't revealed any gender differences in children aged 13-16. And the gender

difference in 9-12 year olds was insignificant: boys have seen sexual images on the internet and on television slightly more often than girls (Table 11).

Table 11. Child has seen sexual images online or offline in past 12 months, by age and gender

	Boys		Girls		Russia	Europe
	9-12	13-16	9-12	13-16		
On any websites	31%	50%	25%	52%	41%	14%
In a magazine or book	7%	12%	7%	15%	11%	7%
On television, film or video/DVD	21%	27%	16%	29%	24%	12%
By text (SMS), images (MMS), or otherwise on my mobile phone	2%	3%	2%	1%	2%	3%
By Bluetooth	1%	3%	1%	2%	2%	1%
Has seen at all, online or offline	38%	59%	34%	60%	49%	23%

QC128: Have you seen anything of this kind [obviously sexual] in the past 12 month? QC130a-f: In which, if any, of these places have you seen [images, photos, videos that are obviously sexual] in the past 12 months? QC131: Have you seen [images, photos, videos that are obviously sexual] on any websites in the past 12 months? (*Multiple responses allowed*)

Base: All children who use the internet.

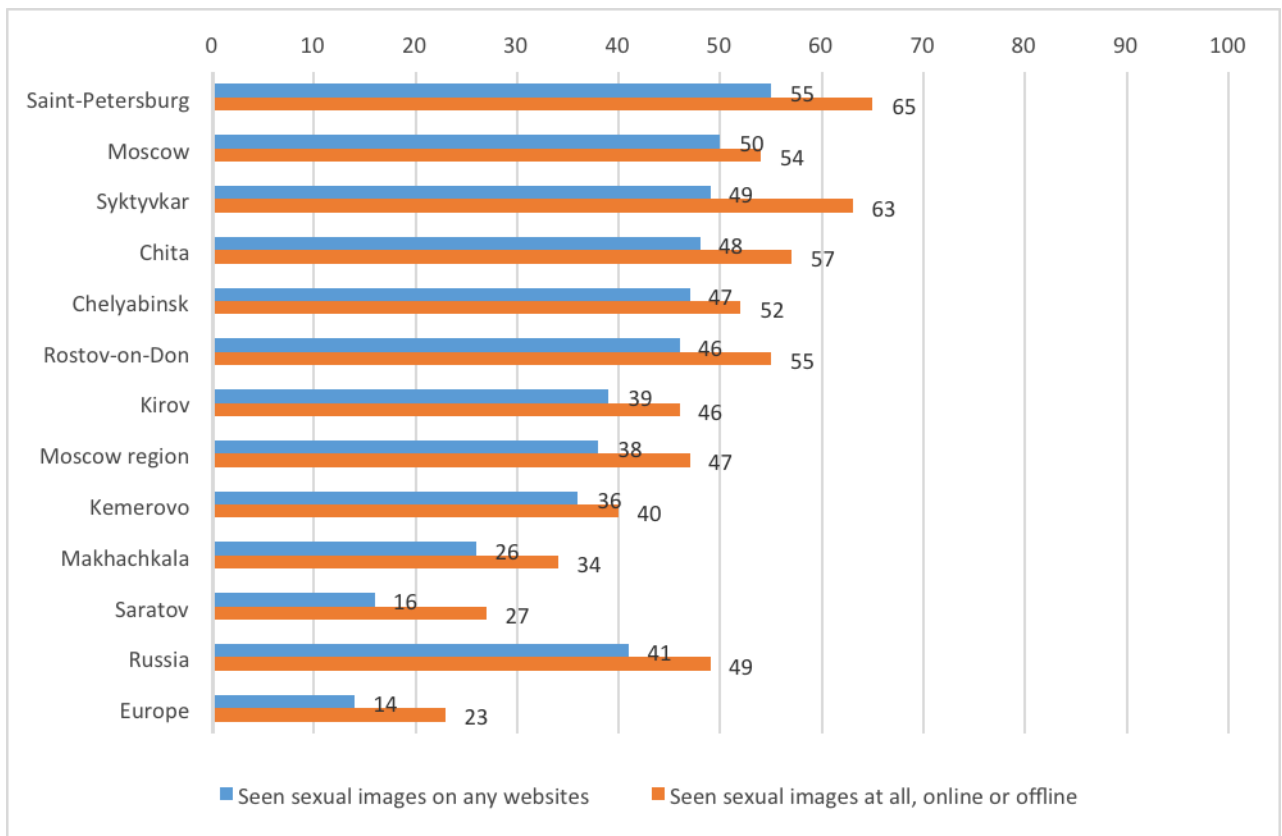
Regional differences in exposure to sexual images on the internet are shown in Figure 45.

- Children from Saint-Petersburg (55%), Moscow (50%), Syktyvkar (49%) and Chita (48%) see sexual images most often, and children from Makhachkala

(26%) and Saratov (16%) fall on the opposite side of the spectrum.

- In all Russian regions, except Makhachkala and Saratov, the numbers exceed corresponding rates across Europe, that is, children in Russia see sexual images online more often.

Figure 45. Child has seen sexual images online or offline in past 12 months, by regions of Russia



QC128: Have you seen anything of this kind [obviously sexual] in the past 12 month? QC131: Have you seen [images, photos, videos that are obviously sexual] on any websites in the past 12 months? (*Multiple responses allowed*)

Base: All children who use the internet.

To sum up, every second schoolchild in Russia has seen sexual images, and every third child – sexual images on the internet. The Web is obviously a leading source of sexual education for children and it clearly leaves behind all other media.

Russian results are three times as high as averagely seen across Europe, although are not far from the numbers received by

researchers in Eastern European countries.

5.2. How children have seen sexual images online

One can come across sexual images quite sporadically, or while intentionally looking for them. According to the American Psychological Association, mentioned above, 38% of 16-17 year old boys and 8% of girls go to «adult sites»

(DeAngelis, 2007). Certain questions of our survey allowed to shine light on this problem (Table 12).

- The greatest online source of sexual images are pop-up windows: **children in Russia see such images as pop-ups 6 times more often than children in Europe (42% in Russia vs. 7% in Europe) and significantly more often on SNSs (17% in Russia vs. 3% in Europe).**
- **A bit less often children have come across sexual content on a video-hosting websites (10%) and other sites**

(10%), and even less often on a peer-to-peer file-sharing sites (6%) and on an adult site (5%). These results are comparable to European.

- **The older the children, the more often they see sexual images on the internet, on average,** with no relation to where exactly they see sexual content.
- Boys notably more often than girls have seen sexual content on an adult site, which has not been found in the European survey. Apparently, boys search for such websites more often than girls.

Table 12. How child has seen sexual images online in past 12 months, by age and gender

%	Age				Boys	Girls	Russia	Europe
	9-10	11-12	13-14	15-16				
On a social networking site	7%	10%	21%	24%	19%	15%	17%	3%
By images that pop up accidentally	27%	32%	45%	56%	40%	43%	42%	7%
On a videohosting site	5%	11%	11%	13%	12%	9%	10%	5%
On an adult/Xrated website	1%	2%	9%	7%	8%	3%	5%	4%
In a gaming website	6%	3%	7%	3%	6%	4%	5%	2%
On a peer to peer file-sharing website	3%	0%	11%	8%	7%	6%	6%	2%
Some other type of website	7%	6%	13%	14%	10%	11%	10%	3%
Seen sexual images online	36%	36%	54%	65%	50%	49%	49%	14%

QC131: Have you seen these kinds of things on any websites in the past 12 months? QC132: Which types of website have you seen [any kind of sexual images] on in the last 12 months? *(Multiple responses allowed)*

Base: All children who use the internet.

Children aged 11+ were asked what exactly they had seen (Table 13):

- Russian children have more often seen all types of sexual images than children in European countries. **The most common type of sexual images that they report are images of naked people (38%), private parts (29%) or people having sex (28%). Thus, every third Russian child has seen sexual images of some sort online.**
- **Almost every tenth child aged 11-16 has seen the most extreme images**

showing violent sexual content (9%), with children aged 13-14 reporting about it more often (13%) than children of other age groups. Here again Russian results exceed European ones, with 9% of children in Russia and 2% in Europe.

- **Differences by gender are quite marked here, with 12% of boys vs. 6% of girls having seen violent sexual content online.** Although we could not prove our assumption, it is quite possible that boys look for such information intentionally more often.

Table 13. What kind of sexual images the child has seen online in past 12 months, by age and gender (age 11+)

	Age			Boys	Girls	Russia	Europe
	11-12	13-14	15-16				
Images or video of someone naked	29%	43%	48%	39%	38%	38%	11%
Images or video of someone's 'private parts'	23%	31%	40%	31%	28%	29%	8%
Images or video of someone having sex	21%	29%	37%	32%	25%	28%	8%
Images or video or movies that show sex in a violent way	4%	13%	10%	12%	6%	9%	2%
Something else	5%	8%	5%	6%	5%	5%	2%
Seen sexual images online	36%	54%	65%	50%	49%	49%	14%

QC131: Have you seen these kinds of things on any websites in the past 12 months? QC133: Which, if any, of these things have you seen on a website in the last 12 months? (*Multiple responses allowed*)

Base: All children 11-16 who use the internet.

5.3. Children's and parents' accounts compared

Previous research showed that parents often underestimate the risk of encountering sexual content online, reported by children (Figure 46).

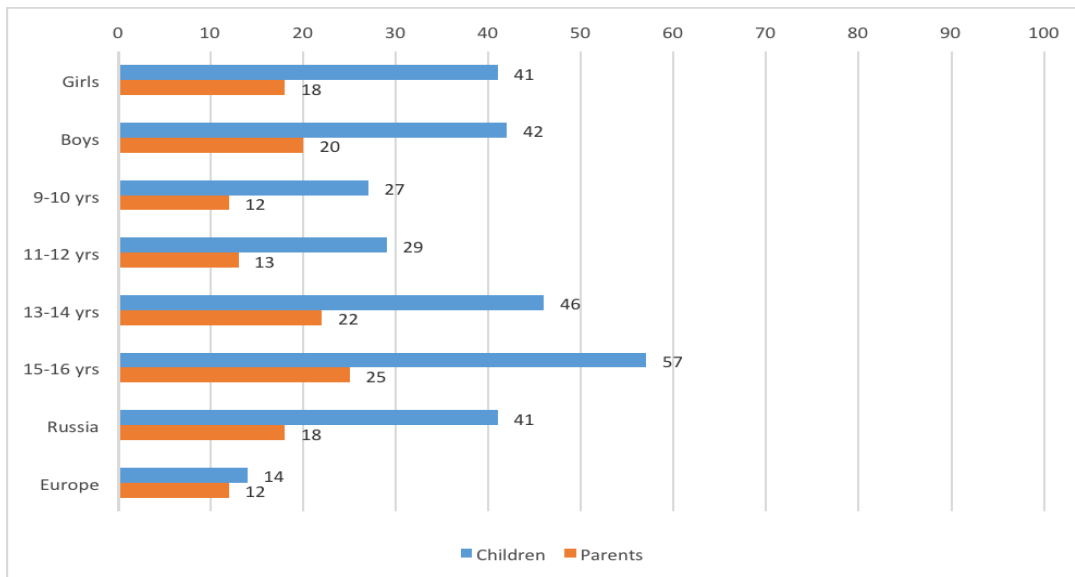
According to the Russian survey, **twice less parents than children report about children having seen sexual content on the internet.** In other words, every second parent of a child who had experienced exposure to sexual content knows about it.

These results differ vastly from the European data, where the gap between parents' and children's replies turned minimal.

In none of European countries participated in the EU Kids Online survey, the reported difference in accounts was as significant.

Parents of both boys and girls tend to underestimate the exposure of child to sexual content, regardless the child's age. In Europe parents tend to slightly overestimate exposure to sexual or pornographic content for younger children and to slightly underestimate it for older children.

Figure 46. Children's and parents' accounts of whether child has seen sexual images online



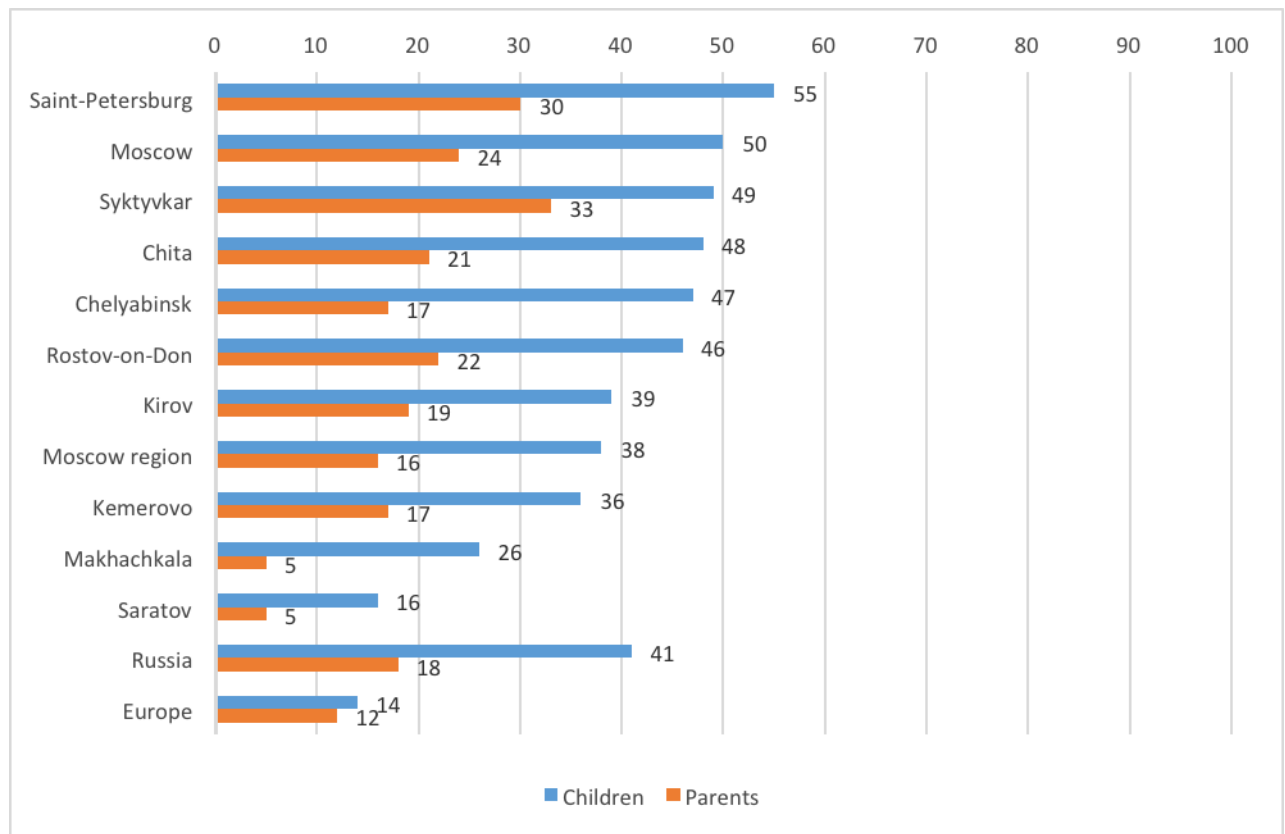
QP235: [Has your child] seen images on the internet that are obviously sexual - for example, showing people naked or people having sex. QC131: Have you seen these kinds of things on any websites in the past 12 months?

Base: All children who use the internet and one of their parents.

The gap between parents' and children's accounts is significant across all Russian regions, with about 20% of parents on

average being unaware about their children having seen sexual images online (Figure 47).

Figure 47. Children's and parents' accounts of whether child has seen sexual images online, by region



QP235: [Has your child] seen images on the internet that are obviously sexual – for example, showing people naked or people having sex. QC131: Have you seen these kinds of things on any websites in the past 12 months?

Base: All children who use the internet and one of their parents.

Parents' and children's answers compared allow to clarify this situation (Table 14):

Among those children who have seen sexual images on the internet, about every second of their parents agrees this has occurred (vs. 35% of cases

according to the EU data). Every fourth parent replied negatively and as many parents were uncertain.

Among those children who have not seen sexual images online, about half of their parents gave the same reply. However,

every third parent thought that their child has seen such images, and every sixth did not know.

Overall, if in Europe the discrepancy between parents' and children's accounts is expressed in parents mostly

underestimating the risk, in Russia parents misjudge the situation in two ways: equally often parents either underestimate or overestimate the risk their child has experienced online.

Table 14. Comparison between children's and parents' accounts of whether child has seen sexual images online

Child has seen sexual images on the internet	Child's answer	
	Yes	No
% Parent answer		
Yes	51,0	31,5
No	25,4	50,0
Don't know	23,6	18,5
	100,0	100,0

QP235: [Has your child] seen images on the internet that are obviously sexual - for example, showing people naked or people having sex. QC131: Have you seen these kinds of things on any websites in the past 12 months?

Base: All children who use the internet and one of their parents.

Most significant are cases when parents are unaware of their children seeing sexual images online. How does the child's gender and age relate to such experiences (Figure 48)?

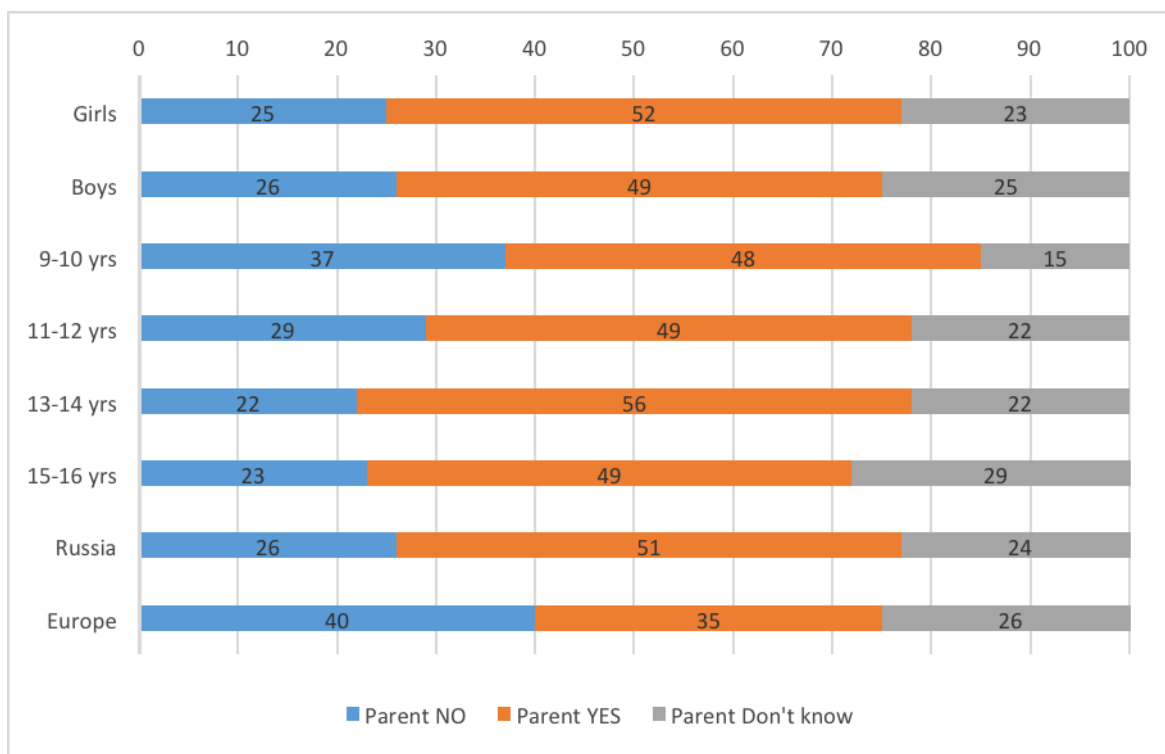
Parents appear less aware that their child has seen sexual images online if the child is 9-10 years old. The same pertains to European countries.

In Russia there is no difference in parents' awareness depending on child's gender,

unlike in Europe, where parents are more aware that their child has seen sexual images online if the child is a boy.

Overall, Russian parents seem to be better informed about the risk than parents in Europe. Perhaps, it is due to this risk being more explicit in Russia.

Figure 48. Parents' accounts of whether child has seen sexual images online (children who have seen such images)



QP235: [Has your child] seen images on the internet that are obviously sexual - for example, showing people naked or people having sex.

Base: All children who use the internet and who have seen sexual images online, and one of their parents.

Figure 49 shows regional differences in parental awareness of their children having seen sexual images on the internet.

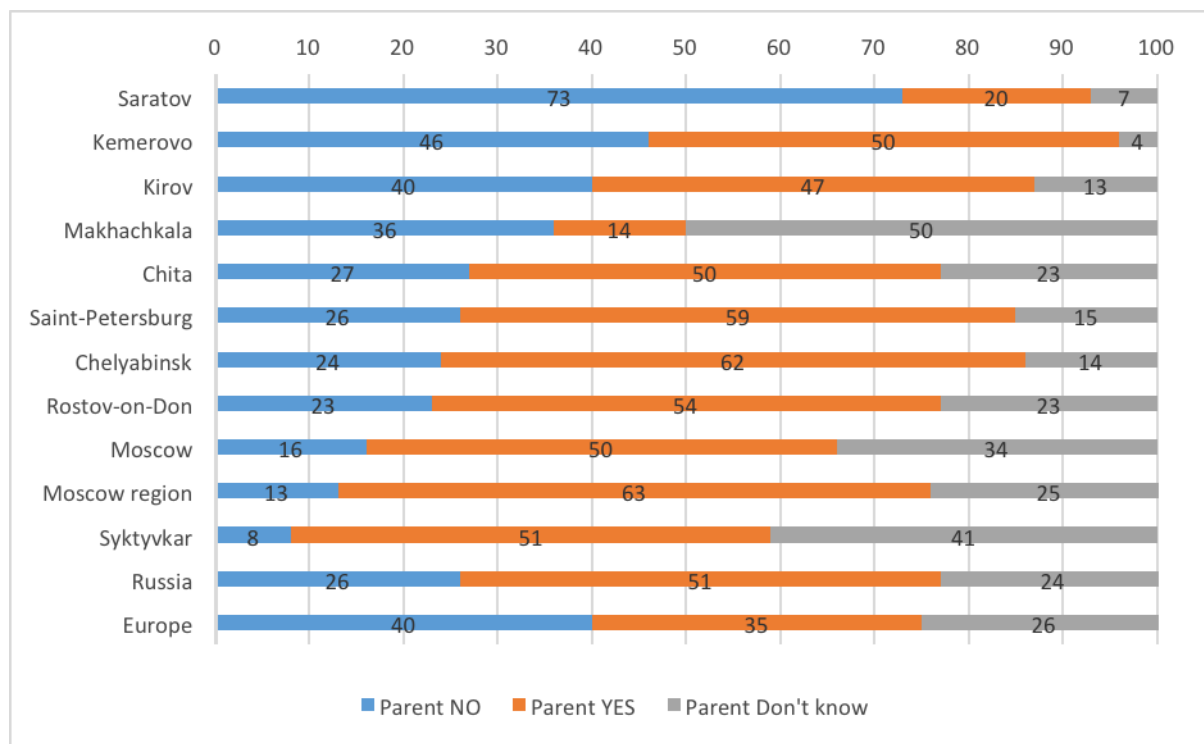
The regional differences across Russia are more explicit than differences noticed

between European countries. **8 to 73% of parents in Russia, whose children have seen sexual images online, say it hasn't happened.**

Less aware are parents in Saratov, Kirov, Kemerovo and Makhachkala. More aware are parents in Moscow, the Moscow region and Syktyvkar. Parents in Makhachkala, Syktyvkar and Moscow

were most likely to reply «I don't know», whereas parents in Saratovo and Kemerovo were least often to choose this option.

Figure 49. Parents' accounts of whether child has seen sexual images online, by region (children who have seen such images)



QP235: [Has your child] seen images on the internet that are obviously sexual – for example, showing people naked or people having sex.

Base: All children who use the internet and who have seen sexual images online, and one of their parents.

5.4. Perceived harm from sexual images online

When does risk translate into harm and cause negative outcomes? In our survey we asked those children who said that they had seen sexual images online,

whether they were upset or bothered by the exposure to sexual content (Table 15, Figure 50).

On average 41% of Russian school children aged 9-15 had been exposed to sexual images online, and every sixth

child was bothered by this experience (16%). It is noteworthy, that Russian children see sexual images on the internet more often than do children in Europe, and more children in Russia feel upset afterwards.

The results differ greatly by region, from 19% to 73% of children who were bothered by such experience. In most European countries the rate does not exceed 30-40%.

Most often being exposed to online pornography upsets children in Saratov (73%), Kemerovo (50%) and Makhachkala (50%). Less emotional about it are children from the Moscow

region (19%) and Chita (27%), although even there, as we can see, almost every third schoolchild has been bothered by it.

There is no difference by gender, but some difference by age: 9-12 year olds become upset more often than older teenagers. The same is consistent in Europe, although in Russia seeing online sexual images bothered children of all ages and gender groups more often overall. Thus, 30% of 15-16 year olds in Russia vs. 24% in Europe have been bothered by seeing pornographic images on the internet.

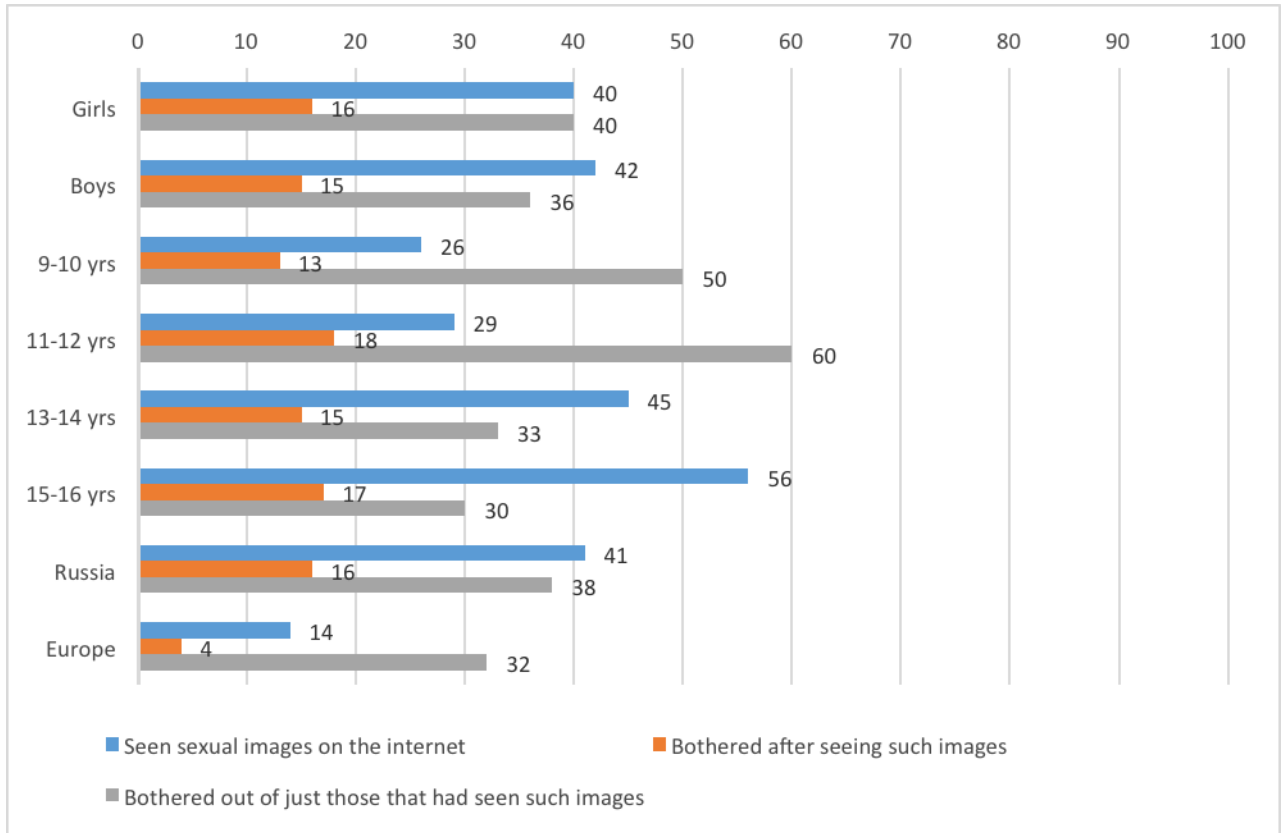
Table 15. Child has seen sexual images online and was bothered by this, by region

Regions	Child has seen sexual images online	Child bothered by seeing sexual images online	Child bothered (of those who have seen sexual images online)
Moscow	50%	20%	40%
Moscow region	38%	7%	19%
Saint-Petersburg	55%	23%	41%
Rostov-on-Don	45%	14%	32%
Kirov	39%	13%	33%
Syktvkar	48%	20%	41%
Chelyabinsk	45%	16%	34%
Kemerovo	36%	18%	50%
Makhachkala	26%	13%	50%
Saratov	16%	12%	73%
Chita	48%	13%	27%
Russia	41%	16%	38%
Europe	14%	4%	32%

QC131: Have you seen these kinds of things on any websites in the past 12 months? And QC134: In the LAST 12 MONTHS have you seen any things like this that have bothered you in any way? For example, made you feel uncomfortable, upset, or feel that you shouldn't have seen them.

Base: All children who use the internet. Only children who have seen sexual images online.

Figure 50. Child has seen sexual images online and was bothered by this



QC131: Have you seen these kinds of things on any websites in the past 12 months? And QC134: In the LAST 12 MONTHS have you seen any things like this that have bothered you in any way? For example, made you feel uncomfortable, upset, or feel that you shouldn't have seen them.

Base: All children who use the internet. Only children who have seen sexual images online.

Children can remain upset about seeing sexual images online within various time period and to a various degree (Figure 51, 52).

Every fourth child among those who have been bothered by seeing sexual images online, was fairly upset or very upset, although in most cases (80%) children fairly quickly get over their negative feelings and very rarely remain upset for longer than several days. In Europe more children get very

upset and more children remain upset for a longer time.

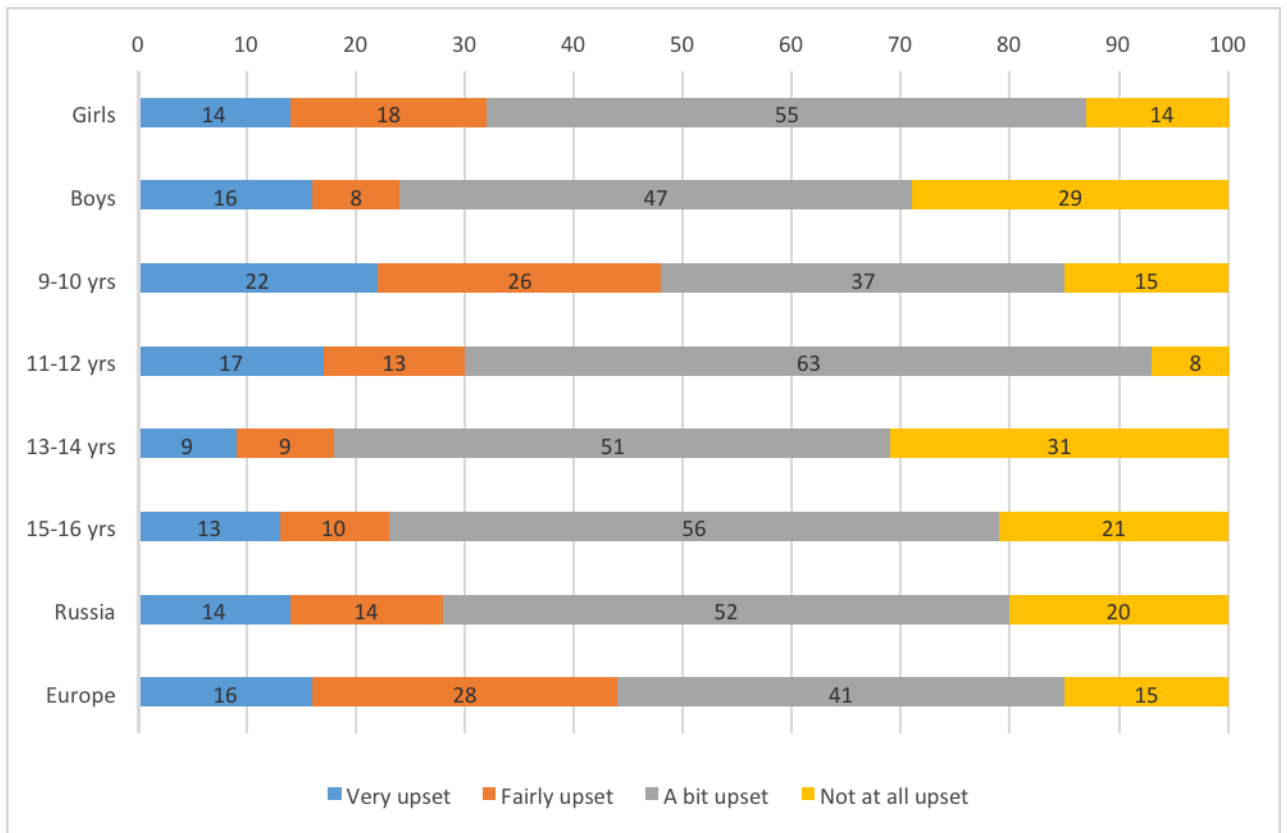
Girls tend to get more upset about seeing sexual images on the internet, than boys. Girls are also more likely to remain upset for a longer time.

Overall, the older children grow, the less often they become bothered by sexual images. Children aged 13-14 make an exception here, as they remain upset for much longer than other teenagers, although report about having been upset less often than 15-16 year

olds. It is rather hard to identify whether these results are random or are a Russia's

specifics, thus, they remain for further research.

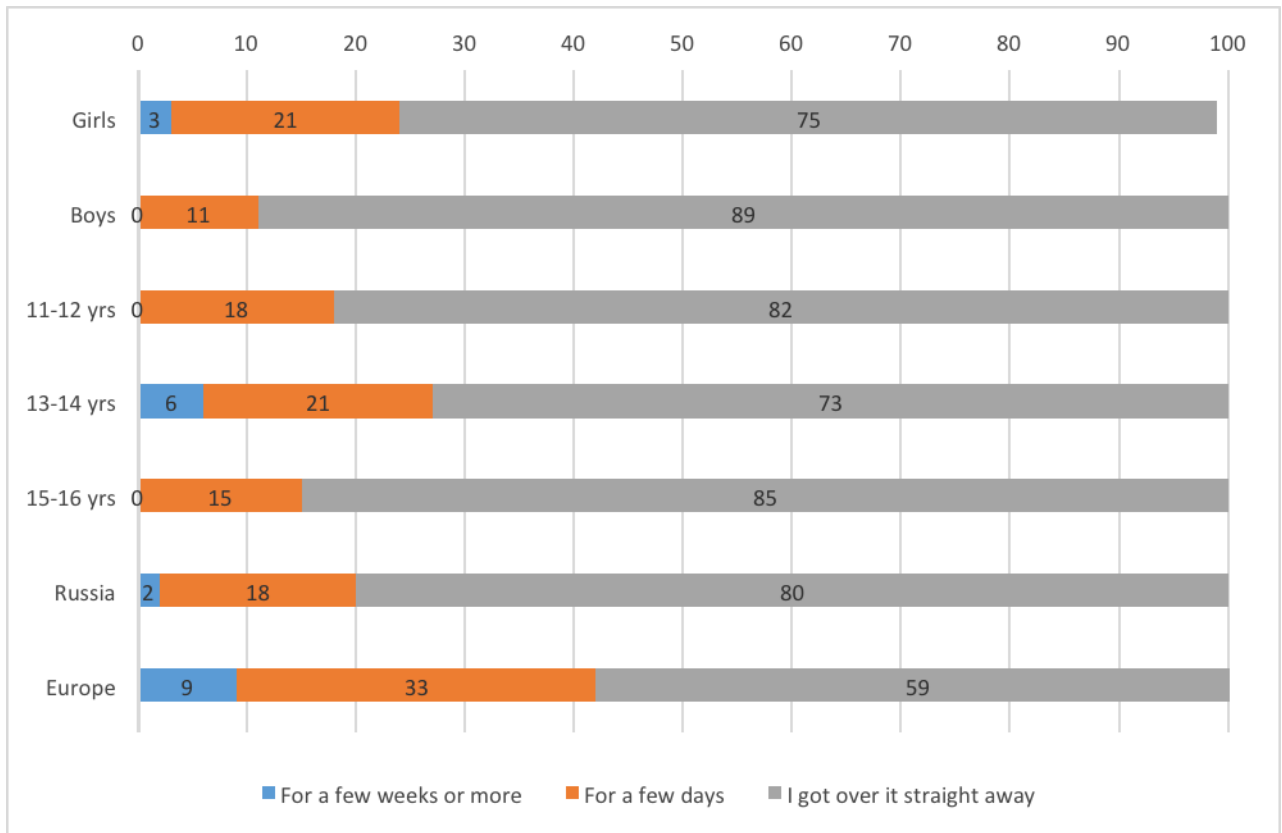
Figure 51. How upset the child felt after seeing sexual images online (children who have been bothered by sexual images online in past 12 months)



QC135: Thinking about the last time you were bothered by [seeing sexual images online], how upset did you feel about it (if at all)?

Base: All children who have been bothered after seeing a sexual image online in the past 12 months.

Figure 52. For how long the child felt like that after seeing sexual images online (children aged 11+ who have been bothered by sexual images online in past 12 months)



QC136: Thinking about this time, how long did you feel like that for?

Base: All children who have been bothered after seeing a sexual image online in the past 12 months.

5.5. Coping with sexual images on the internet

The next important question we asked children was about their behavioural reaction to upsetting sexual images. We were wondering what strategies they normally use to cope with negative consequences, and where adults can jump in and help them. We have identified the

following coping strategies children tend to use:

Proactive/passive strategies: some children try to proactively solve the problem after being bothered by sexual images, whereas the other wait until the problem goes away by itself, or feel a bit guilty about what could have gone wrong.

Concrete online activities: Active strategies include very different

approaches: from not using the internet for a while to reporting about what had happened to special services.

Social support: Seeking social support stands aside from all other coping strategies and plays a key role for teenagers. Which is why we have labeled this strategy as separate.

Table 16 shows what active/passive strategies children chose after being bothered by sexual images.

Every fifth child hoped the problem would go away by itself, only 10% preferred to do something to get it solved. Being self-accusatory about what

happened is not too typical of Russian children (5%).

Children in Russia are also less likely than in European countries to go with a proactive strategy and try to fix the problem (10% in Russia vs. 22% in Europe).

Boys more often than girls try to fix the problem. No age differences are marked.

Table 16. How the child coped after being bothered by seeing sexual images online: Russia and Europe (age 11+)

	Russia	Europe
Hope the problem would go away by itself	20	26
Try to fix the problem	10	22
Feel a bit guilty about what went wrong	5	9
None of these things	38	44

QC137: The last time this happened, did you do any of these things afterwards? (Multiple responses allowed)

Base: Children aged 11-16 who use the internet and have been bothered by seeing sexual images online.

Where do children seek social support when get upset by seeing sexual images (Table 17)?

43% of children who had been bothered by sexual images, told about it someone they know. That person was in many cases a friend (32%); every seventh child (14%) told a parent, every seventeenth (6%) preferred to talk to a sibling. It is unlikely for Russian children to talk to other relatives (2%). Finally, **none of our survey respondents talked to a teacher or an adult whose job it is to help children.** Such results are hardly surprising. We should admit that often teachers don't have enough skills and knowledge when it comes to the internet use. Besides, there is a lack of special services and social workers trained to assist children in such cases, and the information about those available is poorly spread out.

Boys and girls equally often seek social support when encountering sexual content on the internet. Boys are more likely than girl to tell a sibling about what had happened. Girls are slightly more likely to

talk about it to their parents, than boys, and less likely than boys to talk to their friends, although these differences can not be considered significant. It is possible that the preset situation when children were asked about seeking social support after being bothered by sexual images online, largely defined their answers. That explains why we did not discuss copying strategies in a broader way and did not receive any significant differences by gender.

The older children get, the less they feel like sharing their online experience with others: thus, all children aged 9-10 told someone about what had happened, and only 60% of 15-16 year olds did the same. This is true regarding all people the child used to confide in when they were younger: older children talk less to friends, parents, and even siblings.

Table 17. Who the child talked to after seeing sexual images online: Russia and Europe (children who have been bothered by such images)

	Russia	Europe
Talked to anybody at all	43	53
A friend	32	34
My mother or father	14	26
My brother or sister	6	9
Another adult I trust	2	5
Some one whose job it is to help children	0	1
A teacher	0	3

QC138: Thinking about [the last time you were bothered by seeing sexual images on the internet], did you talk to anyone about what happened? QC139: Who did you talk to? (Multiple responses allowed)

Base: All children who use the internet and have been bothered by seeing sexual images online.

What do children do after seeing sexual images on the internet that bothered them (Table 18)?

Overall, Russian children who were upset about seeing sexual images on the internet, changed their filter or contact settings (19%) or stopped using the internet for a while (18%), which makes these two strategies popular with almost every fifth child. **A bit less often children blocked the person who had sent sexual images to them (15%).**

If compared with Europe, children in Russia **significantly less often deleted messages from the person who had sent**

sexual content (9% in Russia vs. 26% in Europe). Although all other differences in the surveys' findings are insignificant, it is interesting that Russian children use all mentioned copying strategies less frequently than children in Europe. Perhaps it is due to the lack of instruction Russian children are exposed to – they do not necessarily know what to do if they encounter sexual content on the internet that bothers them. Thus, quite a common reply «none of these» can be interpreted in two ways. Some children replied «none of these» because they did nothing to copy with the situation, whereas other did something not mentioned on the list,

which can be a culture-specific or culture-appropriate strategy. For the latter, more qualitative research is needed to identify all possible strategies Russian children use, including those not presented in our current survey. It should be remembered that the number of children who said «none of these» was 45%, which is quite significant.

Another important question is how effective these copying strategies are (Table 18). If we compare relevant columns in Table 9, we will notice that all used strategies did help children to cope. Most effective they found concrete «technical» actions like «blocked the person who has sent it to me» and «changed my filter/contact settings». Teenagers believe these actions were effective in 80% of all cases. As the next most popular (effective) strategy comes «none of these».

European teenagers find it most effective to report the problem to an internet adviser and internet service provider, or to delete any messages from the person. This difference reveals some social differences between Russia and Europe,

as in Russia the amount of social services that children know about and can seek support from, is minimal.

As children grow, they barely ever stop using the internet to avoid unwanted content and rather start changing their filter settings as a regular response to a problem. This is something we could expect: the older teenagers grow, the less they become upset about such experiences as sexual images, and less frequently use such 'total' copying strategies as to stop using the internet. Quite opposite, their knowledge of the internet space is growing, and they are able to change filter/contact settings with ease.

Choice of a copying strategy is not defined by gender, neither is effectiveness of copying behaviour used by boys and girls.

The older the child, the less effective they find the strategy to stop using the internet for a while.

Table 18. What the child did after seeing sexual images online: Russia and Europe (children who have been bothered by such images)

%	Russia		Europe	
	Did this	Did this and it helped	Did this	Did this and it helped
I stopped using the internet for a while	18,4%	11%	25%	18%
I deleted any messages from the person who sent it to me	9,2%	5,6%	26%	19%
I changed my filter/ contact settings	19,1%	15,7%	19%	12%
I blocked the person who had sent it to me	14,9%	12,6%	23%	15%
I reported the problem (e.g. clicked on a 'report abuse' button, contact an internet advisor or 'internet service provider (ISP)')	10,6%	7,9%	15%	13%
None of these	45,4%	34,7%	15%	9%

QC140: Thinking about [the last time you were bothered by seeing sexual images on the internet], did you do any of these things? QC141: Which, if any, of the things you did, helped you? (Multiple responses allowed)

Base: All children who use the internet and have been bothered by seeing sexual images online.

6. BULLYING

Bullying is becoming a major problem of online communication in Russia

6.1 How often children are bullied

Bullying is an important problem for teenage students. The first studies on bullying carried out in many countries go back to the 70s, with the topic remaining significant all the way till today. This type of behaviour is very common for school environment. Bullying is usually defined as frightening, humiliating, mobbing, physical or psychological terror towards someone, and is aimed at causing fear and through this controlling a bullied person (Kon, 2006). According to the majority of researchers, bullying entails four main components: aggressive and negative behaviour, regular demonstration of such behaviour, power misbalance among peers, and intention.

According to the risk classification (see Table 1), bullying is one of the conduct risks that can be harmful for those children, who use the internet. As the Foundation for Internet Development classification shows, bullying is one of the most common communication risks that can occur during the interaction and communication processes between a child and other online users, mostly peers (Soldatova, Zotova, 2012, 2013).

Although the term “bullying” is becoming more and more conventional in

psychological and pedagogical vocabulary, very few children understand what it means, so the term was not used in the children’s questionnaire. Instead, it was defined as follows: *«Sometimes children or teenagers say or do hurtful or nasty things to someone and this can often be quite a few times on different days over a period of time. For example, this can include: teasing someone in a way this person does not like; hitting, kicking or pushing someone around; leaving someone out of things.»* The interviewer explained then to the child that these activities could refer to events that occur in person face-to-face, by mobile phone calls or texts, or on the internet – e.g. via email, social networking sites, IM-chats. Following this instruction, children were asked how often someone (including peers) treats them in this kind of hurtful or nasty way online or offline (Figure 53).

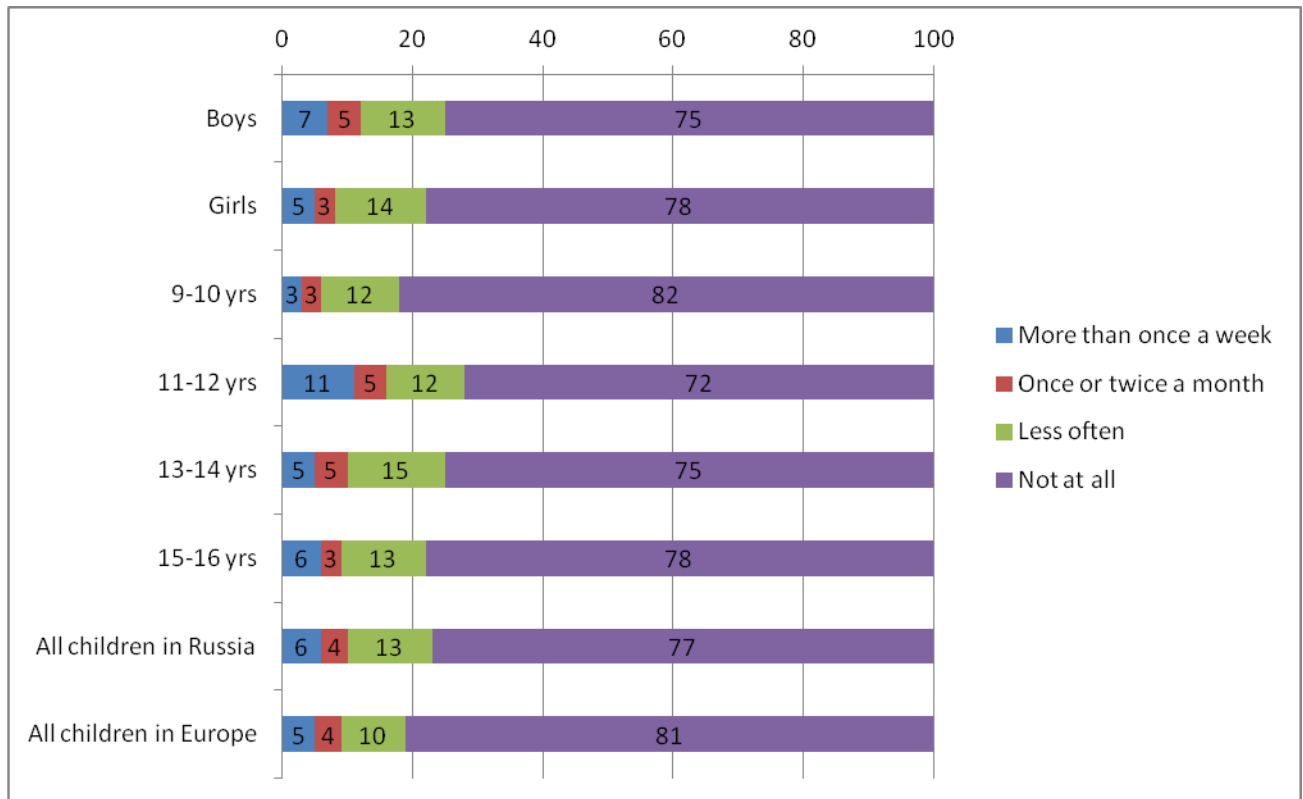
- **On average, 23% of children across Russia who use the internet have been bullied online or offline over the past 12 months. The results are similar across 25 European countries (19%).**

- **One in ten children in Russia is bullied more frequently than once a month, with 6% of children being treated in a hurtful and humiliating way either every day or 1-2 times a week. 4% of children experience it 1-2 times a month.**

- Children aged 11-12 fall under the risk group: 28% of them at least once were bullied over the past 12 months. One in ten experienced bullying once a week or more often.
- Both boys and girls become victims of bullying with equal frequency.

- Across Russia bullying is spread to various degrees. Thus, in Saint-Petersburg one in three 9-16 year olds has been threatened, which is comparable with the results in Rostov-on-Don (30%). In Syktyvkar and Makhachkala significantly less children have been bullied (13% and 6% accordingly) (see Figure 54).

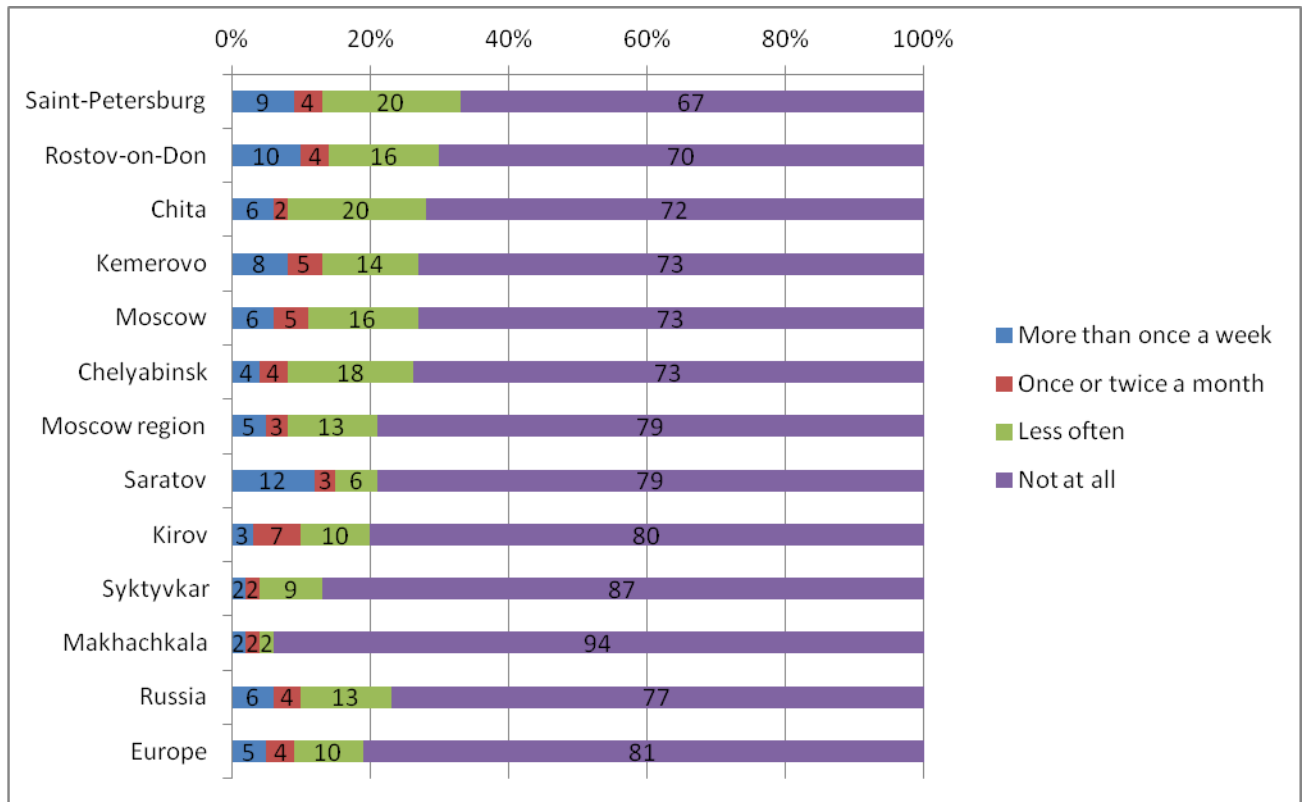
Figure 53. Child has been bullied online or offline in past 12 months



QC112: Has someone acted in this kind of hurtful or nasty way to you in the past 12 months? QC113: How often has someone acted in this kind [hurtful and nasty] way towards you in the past 12 months?

Base: All children 9-16 years, who use the internet.

Figure 54. Child has been bullied online or offline in past 12 months, by region



QC112: Has someone acted in this kind of hurtful or nasty way to you in the past 12 months? QC115: At any time during the last 12 months has this happened on the internet?

Base: All children who use the internet.

- Bullying online can occur in a number of ways, varying in types of impact and goals of a bully. Within our research online, bullying online is of major interest.

- New information and communication technologies create additional opportunities for bullies, and are used by Russian children. **Bullying online is defined as aggressive, intentional and long-lasting activities,**

performed by a group of people or an individual through various forms of online communication, which can reoccur when the victim is unable to protect him/herself (Smith et al., 2008).

Table 19 shows what children said about how this occurred.

Table 19. Ways in which children have been bullied in past 12 months, by age

%	Age				Russia	Europe
	9-10 yrs	11-12 yrs	13-14 yrs	15-16 yrs		
In person face-to-face	15	16	13	10	12	13
On the internet	7	10	12	10	10	6
By mobile phone calls, texts or image/video texts	3	5	6	5	5	3
Has been bullied at all, online or offline	18	28	25	22	23	19

QC114: At any time during the last 12 months, has this happened [that you have been treated in a hurtful or nasty way]? QC115: At any time during the last 12 months has this happened on the internet. *(Multiple responses allowed)*

Base: All children who use the internet.

- **The most common forms of bullying are in person face-to-face and online: one in ten children reports having been bullied in either way, compared with 5% who said that this happened by mobile phone calls or messages. In European countries bullying online is less common: 6% of children reported to have been bullied on the internet, which is twice as low as a face-to-face bullying experience.**

- Younger children are as likely to be bullied as teenagers, but 9-10 year olds are less likely to be bullied online or by mobile phone.

- Table 18 reveals more differences in ways children get bullied, by gender. Boys aged 9-12 encounter face-to-face bullying more often, than girls and older boys. They also are bullied less frequently by mobile phone and on the internet, than face-to-face. With older boys the frequency of being bullied online rises: they experience nasty or hurtful messages online more often, than girls and younger boys. In girls the frequency of becoming a victim of online or offline bullying remains approximately the same, regardless the age.

Table 20. Ways in which children have been bullied in past 12 months, by age and gender

%	9-12 лет		13-16 лет		Russia	Europe
	Boys	Girls	Boys	Girls		
In person face-to-face	15	12	12	11	12	13
On the internet	7	9	13	10	10	6
By mobile phone calls, texts or image/video texts	3	5	7	5	5	3
Has been bullied at all, online or offline	18	28	25	22	23	19

QC114: At any time during the last 12 months, has this happened [that you have been treated in a hurtful or nasty way]? QC115: At any time during the last 12 months has this happened on the internet. *(Multiple responses allowed)*

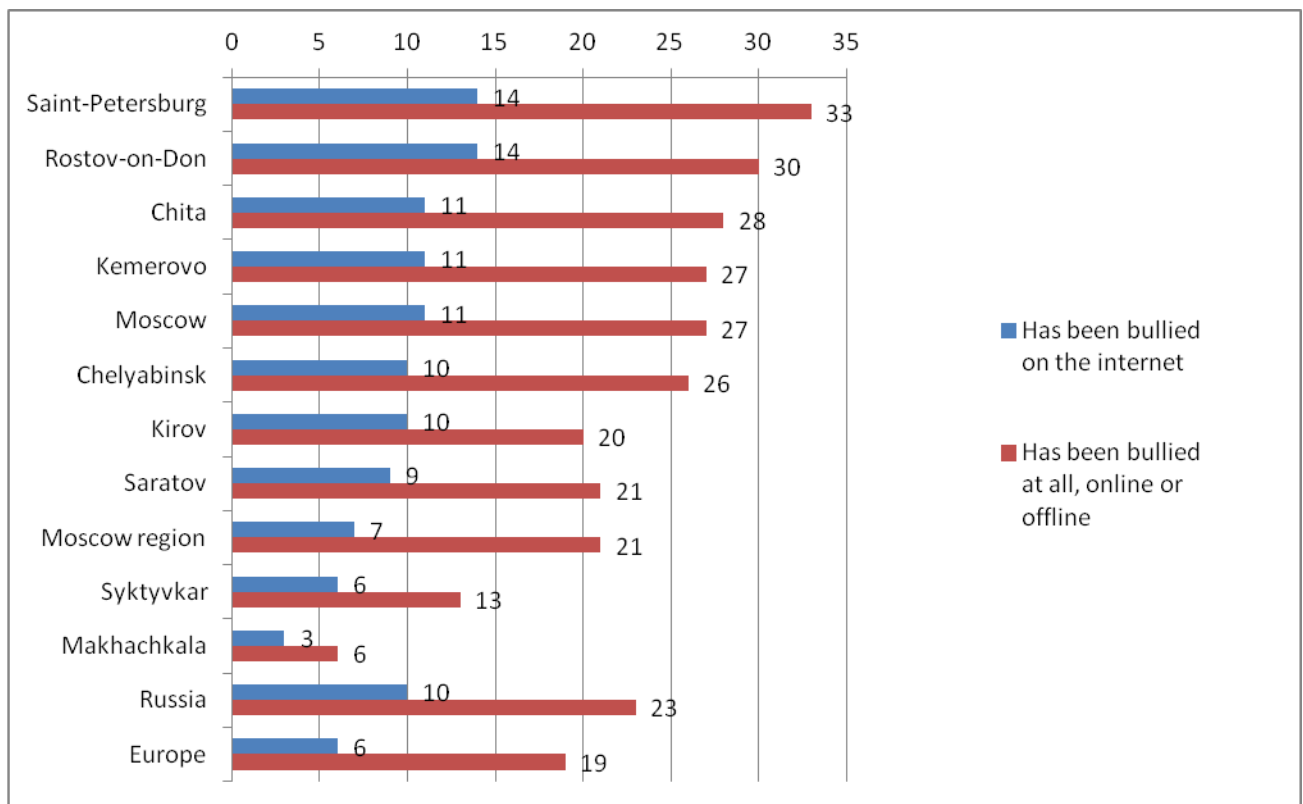
Base: All children who use the internet.

Bullying online appears more common where bullying is in general more common (Figure 55). This once again confirms online bullying in Russia to be a new form of bullying in real life.

- Saint-Petersburg and Rostov-on-Don appear the leaders in regards to the online bullying frequency, as well as by other types of bullying: almost one in six children reported to have been bullied on the internet.

- Bullying online is less common in Makhachkala (3%), Syktyvkar (6%) and the Moscow region (7%).

Figure 55. Child has been bullied online or offline in past 12 months, by region



QC112: Has someone acted in this kind of hurtful or nasty way to you in the past 12 months? QC115: At any time during the last 12 months has this happened on the internet?

Base: All children who use the internet.

6.2 In what ways children are bullied online

Bullying online can occur in a number of ways: humiliating messages in chats, on forums, blogs and blog comments, fake pages and videos showing someone being insulted or even beaten up, have become quite common on Runet⁷. Those children who have been bullied were asked how it happened: on social networking sites, in ICQ/Messenger, in chats, via email, in

gaming sites or in some other way (Table 21).

- In Russia the main platform for bullying online is social networking sites. Not only does one get insulted by messages, but it is not rare when a user's page gets hacked and used for placing derogative content.
- There are no significant differences across Russia and Europe by online sources that become platforms for bullying. Although it is fair to say that in

⁷ 'Runet' refers to the Russian segment of the internet

Russia bullying on a social networking site is more common. We can assume that social networking sites allow for bullying online to be as frequent as offline.

- 9-10 year old children are bullied online on social networking sites. At the age of 11-12 8% of children reported to have been bullying on a social networking site,

making it a leading online platform for bullying.

- Being bullied via messengers, in a gaming site or some other way on the internet becomes slightly more frequent in older children.

Table 21. Ways in which children have been bullied online in past 12 months, by age

%	Age				Russia	Europe
	9-10 yrs	11-12 yrs	13-14 yrs	15-16 yrs		
On a social networking site	3	8	7	5	6	3
By instant messaging	1	2	3	3	2	3
In a gaming website	0,4	1	2	2	2	1
By email	1	2	0,4	0,3	1	1
In a chatroom	1	0,5	0,4	1	1	1
Some other way on the internet	0,4	0	2	2	1	0
At all on the internet	7	10	12	10	10	6

QC115: At any time during the last 12 months had this happened on the internet? QC116: In which ways has this happened to you in the last 12 months? (*Multiple responses allowed*)

Base: All children who use the internet.

We asked in more detail 11-16 year olds who have been bullied online, about their negative experiences (Table 22).

- **Being the target of nasty or hurtful messages is the most common form of online bullying. Having such messages posted where others can see them, is less common, the same pertains to being threatened online or experiencing other hurtful or unpleasant situations online.**

- Children 13-14 years old receive hurtful and nasty messages more often than children of other ages (8%). The older children are, the more frequently they become threatened online and excluded from an online group or activity. The frequency of receiving hurtful or nasty messages among other internet users slightly decreases with age.

- Altogether, there is no correlation between age and forms of bullying.

Table 22. What happened when child was bullied online in past 12 months, by age (age 11+)

%	Age				Russia	Europe
	9-10 yrs	11-12 yrs	13-14 yrs	15-16 yrs		
Nasty or hurtful messages were sent to me	-	5	8	5	6	4
Other nasty or hurtful things on the internet	-	3	3	2	3	2
Nasty or hurtful messages about me were passed around or posted where others could see	-	2	1	1	2	2
I was threatened on the internet	-	1	2	2	2	1
I was left out or excluded from a group or activity on the internet	-	0,5	1	2	1	1
Something else	-	0	1	2	1	1
At all on the internet	7	10	12	10	10	6

QC115: At any time during the last 12 months has this happened on the internet? QC117: Can I just check, which of these things have happened in the last 12 months? (*Multiple responses allowed*)

Base: Children 11-16 years who use the internet.

6.3 When/how children bully others

Research is beginning to suggest that virtual space where bullying online takes place, allows for aggressors to feel less vulnerable and responsible for their

behaviour. Thus it is possible that the surveyed children had not only been bullied but also that they had bullied others (Livingstone S., Haddon L., Görzig A., Ólafsson K., 2011).

After being asked about their experiences of being bullied, children were asked if they themselves had acted in a hurtful or nasty way to others in the past year (Figure 56, Figure 57).

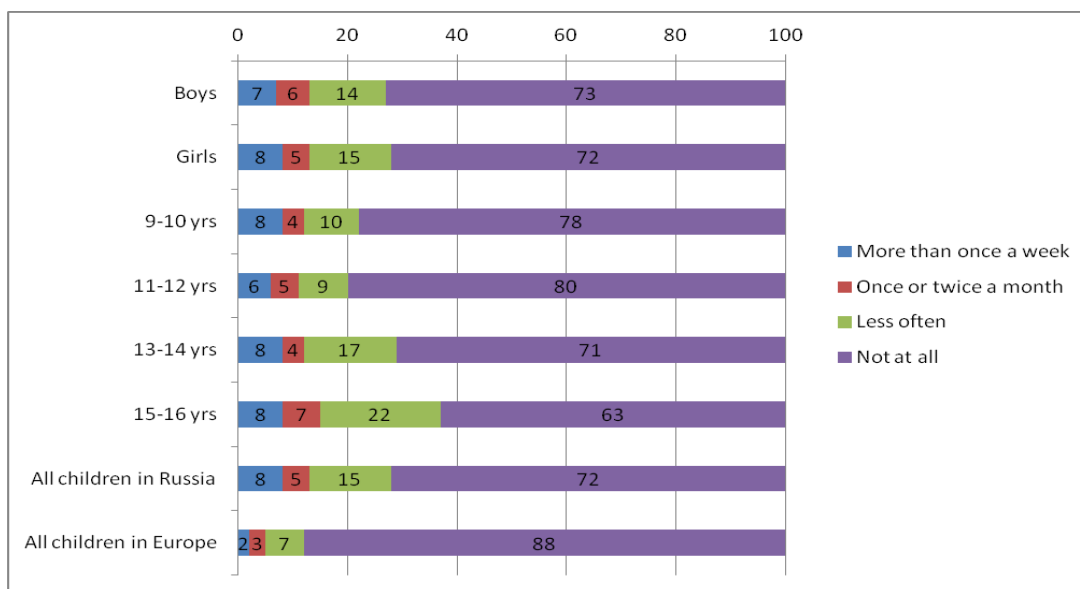
- **In Russia one in four children (28%) reports that he/she has acted in a nasty or hurtful way to someone else in the past year, online or offline. It should be highlighted that the percentage of such bullies in Russia turns to be twice as large in Russia as across European countries.**

- Although there is no evidence of any differences in the number of bullies by gender, **bullying others is more common among older children: almost**

every third among 13-16 year olds, claimed to have performed such behavior online.

- Notably, the frequency of being bullied and bullying others overlapped only in the regions that lead by the ratio of bullied children: in Saint-Petersburg the highest number of surveyed children reported to have bullied others, in Makhachkala – the number is the lowest. **In almost all Russian regions the percentage of those who bully others is equal or exceeds the percentage of bullied children.** For example, in Syktyvkar there are twice as many those who bully others than the victims of bullying.

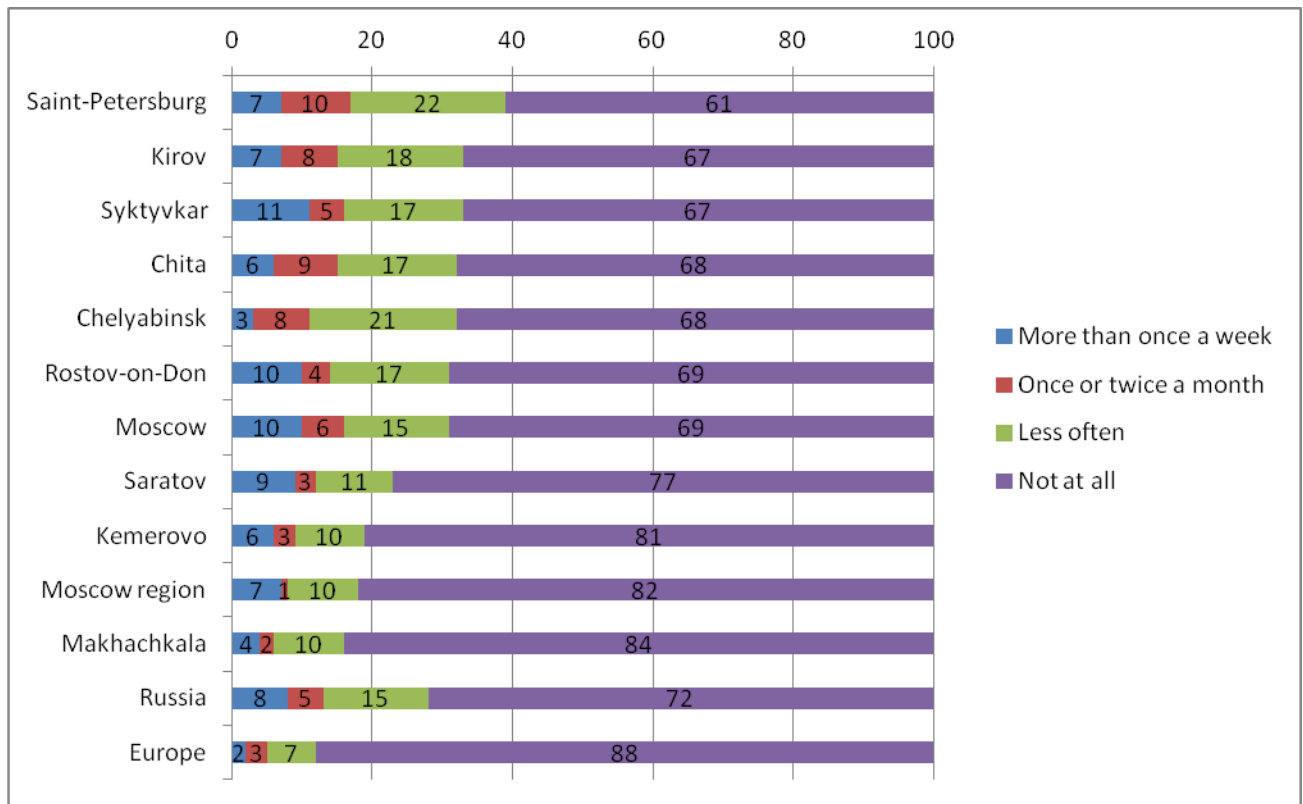
Figure 56. Child has bullied others online or offline in past 12 months, by age



QC125: Have you acted in a way that might have felt hurtful or nasty to someone else in the past 12 months? QC126: How often have you acted in this kind [hurtful and nasty] way in the past 12 months?

Base: All children who use the internet.

Figure 57. Child has bullied others online or offline in past 12 months, by region



QC125: Have you acted in a way that might have felt hurtful or nasty to someone else in the past 12 months? QC126: How often have you acted in this kind [hurtful and nasty] way in the past 12 months?

Base: All children who use the internet.

While being bullied for the respondent children is more common online than

offline, bullying others occurs more often in person face-to-face (Table 23).

Table 23. How child has bullied others in past 12 months, by age

%	Age				Russia	Europe
	9-10 yrs	11-12 yrs	13-14 yrs	15-16 yrs		
In person face-to-face	11	15	26	30	21	10
On the internet	3	3	12	13	8	3
By mobile phone calls, texts or image/video texts	4	4	4	7	5	2
Has bullied others at all, online or offline	22	20	29	37	28	12

QC125: Have you acted in a way that might have felt hurtful or nasty to someone else in the past 12 months? QC127: In which of the following ways have you [acted in a way that might have felt hurtful or nasty to someone else] in the past 12 months? (*Multiple responses allowed*)

Base: All children who use the internet.

- **Russian children admit to have bullied others face-to-face more often, than children in Europe (21% in Russia vs. 10% in Europe). Both in Russian and in Europe there are less children reporting that they have aggressively behaved on the internet (8% in Russia and 3% in Europe).**

- Both face-to-face and online aggression becomes more frequent with child's age. Thus, only 3% of 9-12 year olds report to have insulted someone on the internet, whereas among older children the ratio is 10%.

- 15-16 year olds use mobile phones to bully others more often, than children of other age groups.

Does being bullied make some children retaliate by bullying others? To answer this question, we split children who admitted to have been bullied online, into three separate groups: those who have not bullied others at all, those who have bullied others only offline, and those who have bullied others online (either only online or online and offline) (Figure 58).

The findings show that only 7% of those who have not bullied others have been bullied online themselves. **One in six of those children who have bullied others face-to-face, report to have been bullied**

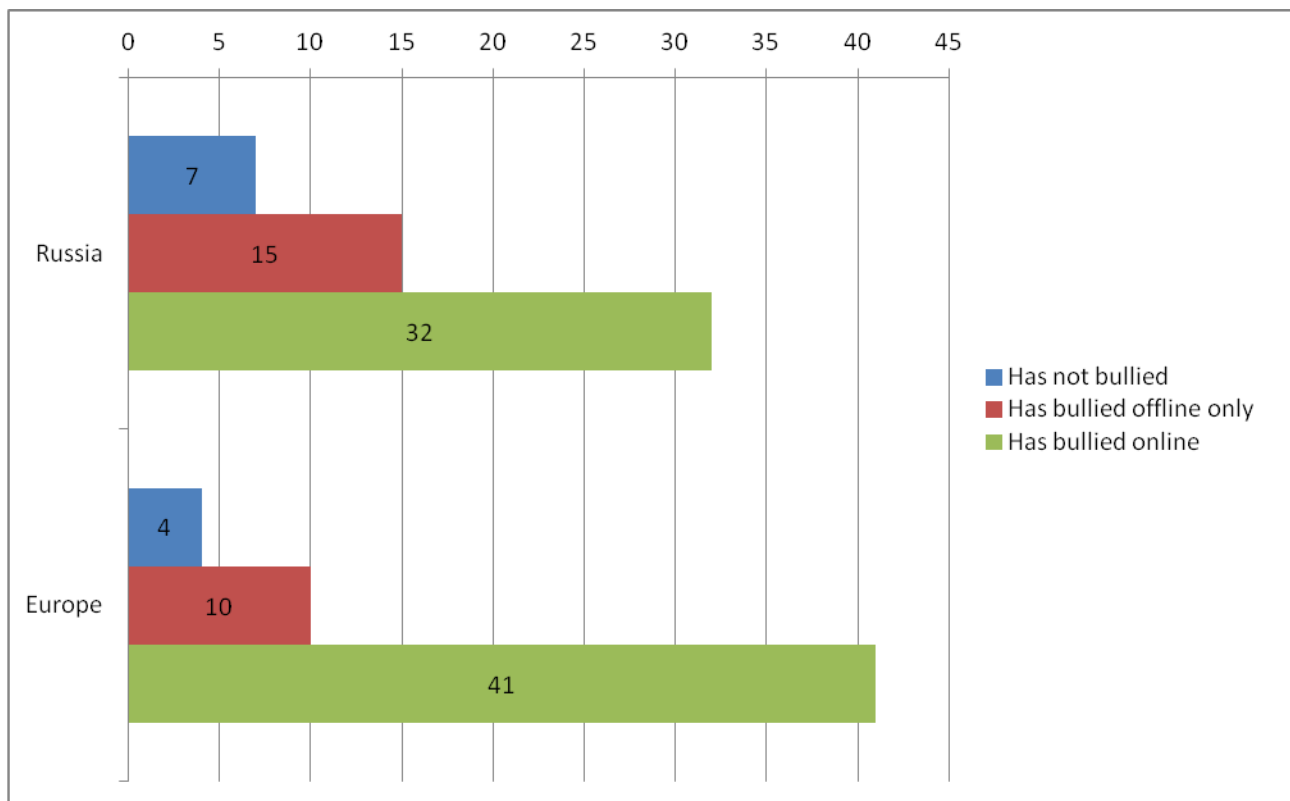
online. And one in three children who have bullied others online, have

- Similar data were received in European countries. Although ratios of

themselves been bullied online.

those who bully and are bullied offline is slightly lower in Europe, the ratio of online bullies is lower in Russia.

Figure 58. Children who have been bullied online, out of those who have bullied others online, offline only or not at all



QC115: At any time during the last 12 months has this happened on the internet? QC125: Have you acted in a way that might have felt hurtful or nasty to someone else in the past 12 months?

Base: Of all children who use the internet: only children who have not bullied at all, have bullied face-to-face and not online, have bullied online (and possibly face-to-face).

6.4 Children's and parents' accounts compared

In the previous projects that compared data from children and their parents

(Livingstone, Haddon, 2009; Soldatova et al., 2011) there was a gap between their accounts regarding online risks, with parents underscoring the risks, meaning that they might be unaware of the

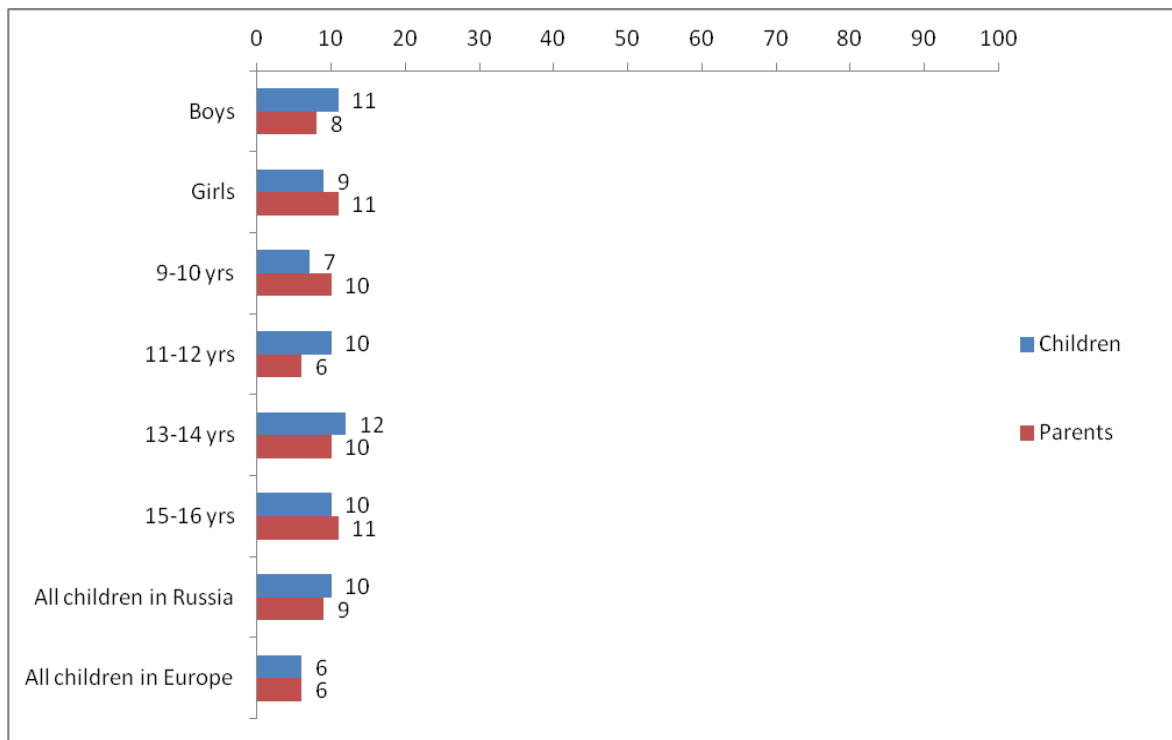
problem. We've noticed some differences in children's and parents' account pertaining to online bullying (Figure 59).

- **In Russia 10% of children and 9% of parents report that the child has been bullied on the internet. In Europe the ration is 6% for both children and parents.**

- There is the difference in parents' perception of when children get bullied, by gender. Thus, parents tend to slightly underestimate the frequency of being bullied online in boys, and overestimate in girls.

- Parents of younger children aged 9-10 seem to be more concerned with their children receiving hurtful or nasty messages on the internet: one in ten parents reports that his/her child has been bullied, whereas 7% of children replied positively to the same question. Parents of 11-12 year olds seem to also underestimate the risk of their children to be bullied online: 10% in this age group have been bullied online, and only 6% of their parents are aware that this occurred.

Figure 59. Children's and parents' accounts of whether child has been bullied online



QP235: [Has your child] been treated in a hurtful or nasty way on the internet by another child or teenager? QC115 Has someone acted in this kind of hurtful or nasty way to you in the past 12 months?

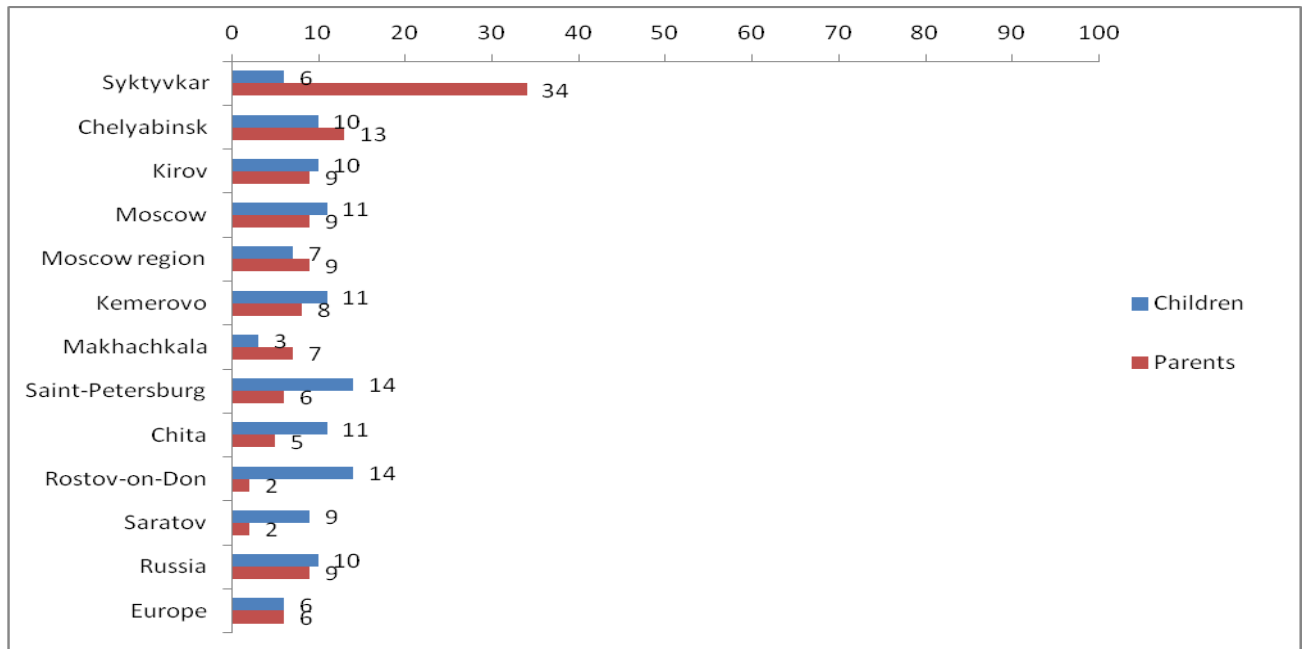
Base: All children who use the internet and one of their parents.

There are some regional differences in regards to online bullying (Figure 60).

- **The higher level of disagreement in parents' and children's perception of children been bullied online was identified in Syktyvkar: one in three parents (34%) reports that the child has been sent humiliating or hurtful content online, although only 6% of children have reported the same.** As a reference, this is the region where the percentage of parents that use the internet is the lowest across the country (Figure 60).

- **In those regions where online bullying is widely spread (Saint-Peterburg, Rostov-on-Don, Chita, Saratov), parents tend to underestimate the frequency of this risk.** The ratio of parents who believe their children have been bullied online is twice as low in Saint-Peterburg and Chita as the ration of bullied children, and 5 and 7 times as low in Saratov and Rostov-on-Don, respectively.

Figure 60. Children's and parents' accounts of whether child has been bullied online, by region



QP235: [Has your child] been treated in a hurtful or nasty way on the internet by another child or teenager? QC115 Has someone acted in this kind of hurtful or nasty way to you in the past 12 months?

Base: All children who use the internet and one of their parents.

At the same time, according to these results, parents don't always have a good idea about their child's online experience (Table 24).

- Only one in five children who report to have been bullied online, has a parent who also knew about the situation (21%). **More than half of parents whose children have been bullied online, reported their children to have never**

seen hurtful or nasty content (61%), and one in six parents did not know (18%).

- One in eight parents of those children who have not been bullied online, believe that it has happened to their child.

Table 24. Comparison between children's and parents' accounts of whether child has been bullied online

Child has been sent nasty or hurtful messages on the internet?	Child's answer:	
	Yes	No
% Parent answer:		
Yes	21	8
No	61	73
Don't know	18	19
	100	100

QP235: [Has your child] been treated in a hurtful or nasty way on the internet by another child or teenager? QC115 Has someone acted in this kind of hurtful or nasty way to you in the past 12 months?

Base: All children who use the internet and one of their parents.

It is also important to find out if those parents whose children have been bullied online are aware that it has happened (Figure 61).

- **Every fifth parent among parents of 10% of children who have**

become victims of online bullying, was aware that this happened (21%), and over half of parents claimed they were completely unaware (61%). European parents are somewhat more aware (29%), but the ratio of those parents who have no

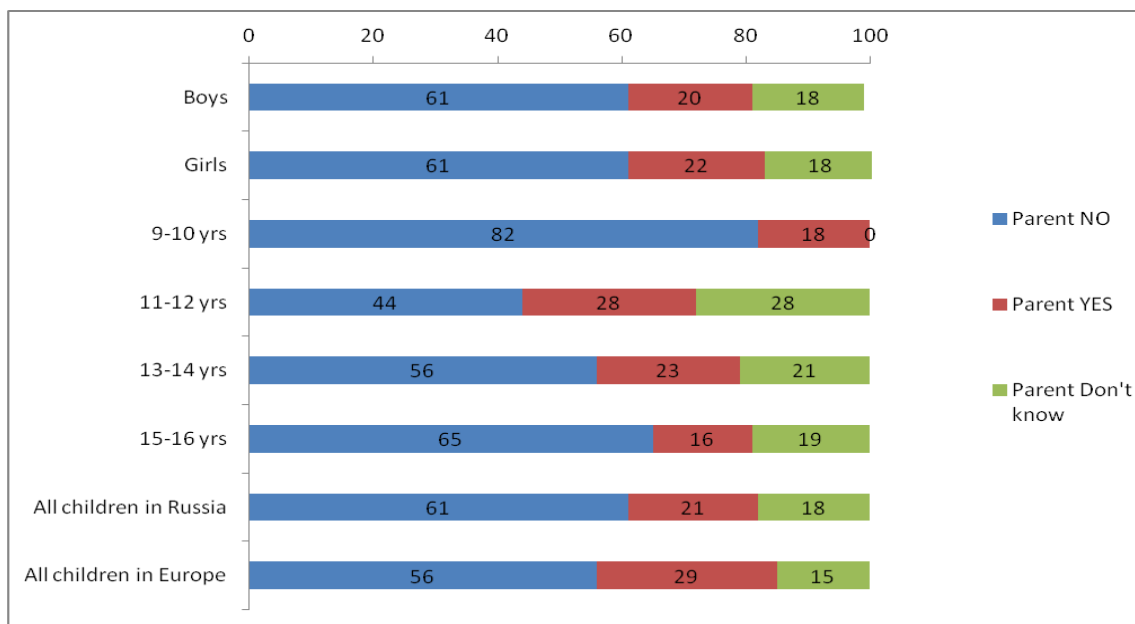
idea about their children's online experience is almost the same (56%).

- The difference between boys's and girls' accounts is not marked. **Parents appear to be more aware that their child has been bullied on the internet if the child is 11-12 years old (28%), that is, the age when the risk of encountering online bullying goes up.** Parents of older children seem to be least informed (16%) about their child's online experience; it might be due to the fact that children of that age tend to not discuss

with their parents what they do on the internet.

- Parents of the younger children report to be fully aware about their child's online experience. However, what they report goes against their children's replies. For example, 82% of 9-10 year olds who have been bullied on the internet, believe that it has never happened to their child.

Figure 61. Parents' accounts of whether child has been bullied online (children who have been bullied online)



QP235: [Has your child] been treated in a hurtful or nasty way on the internet by another child or teenager?

Base: One parent of children who use the internet and who have been sent nasty or hurtful messages online.

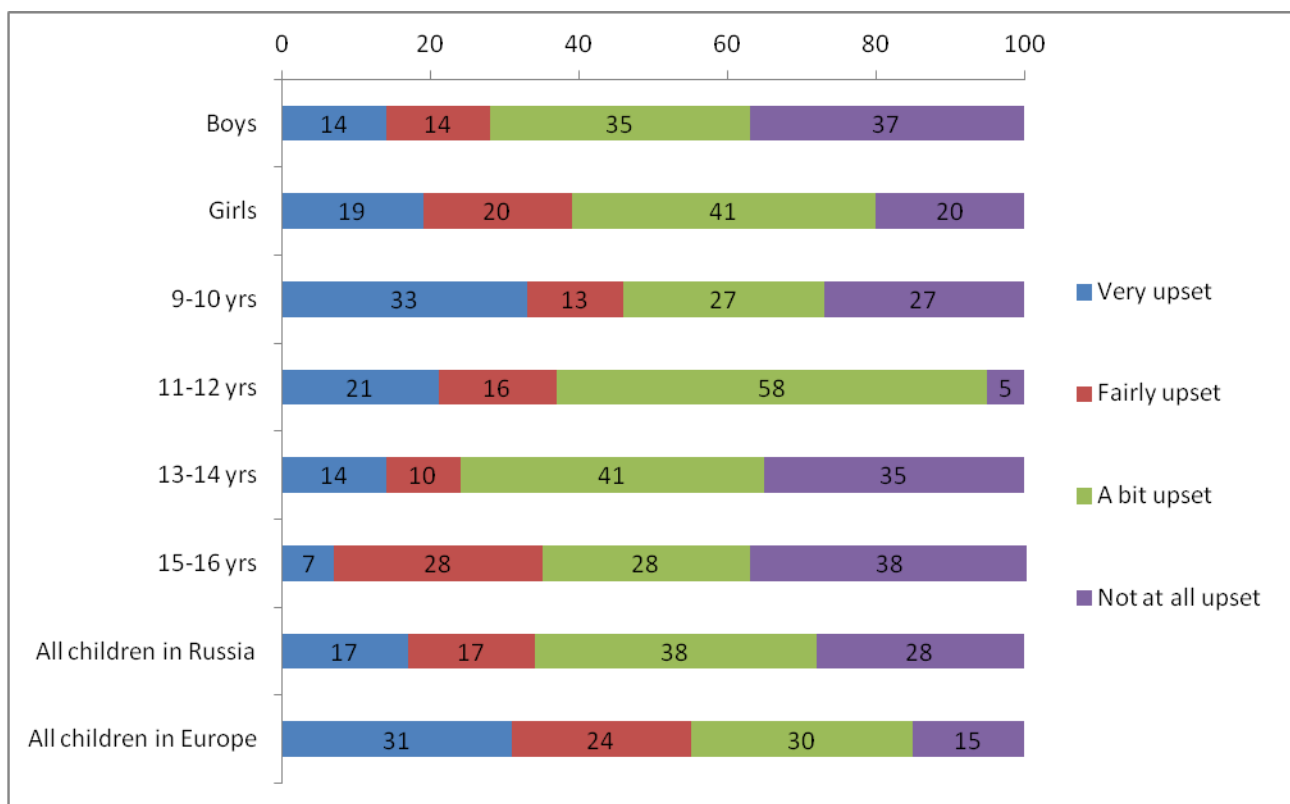
6.5 Perceived harm from being bullied online

A central question in the project is to explore whether and when certain factors increase the likelihood of harm to the child. Same as with questions about seeing pornography online, children had to answer certain questions aimed to reveal their stress level caused by online experiences. Subjective evaluations of an

unpleasant experience served as indicators of stress caused by online risks (Soldatova, Zotova, 2011). This was measured by asking about the severity of the experience (i.e. how upset the child was) and its duration (i.e. for how long the child felt like this).

Figure 62 shows how upsetting this experience was, if at all, the last time it occurred, for 10% of children who have been bullied online.

Figure 62. How upset the child felt after being bullied online (children who have been bullied online in past 12 months)



QC118: Thinking about the last time you were [sent nasty or hurtful messages on the internet], how upset were you about what happened (if at all)?

Base: All children who have been bullied on the internet in the past 12 months.

- **Over two thirds of the children (72%), who have been bullied online, find this experience as stressful: 34% were very and fairly upset; 38% were a bit upset. 28% of children replied that they were not at all upset.** These numbers gathered across Russia are lower than in Europe: 85% of European children were upset after being bullied online, with over half of them - very and fairly upset.

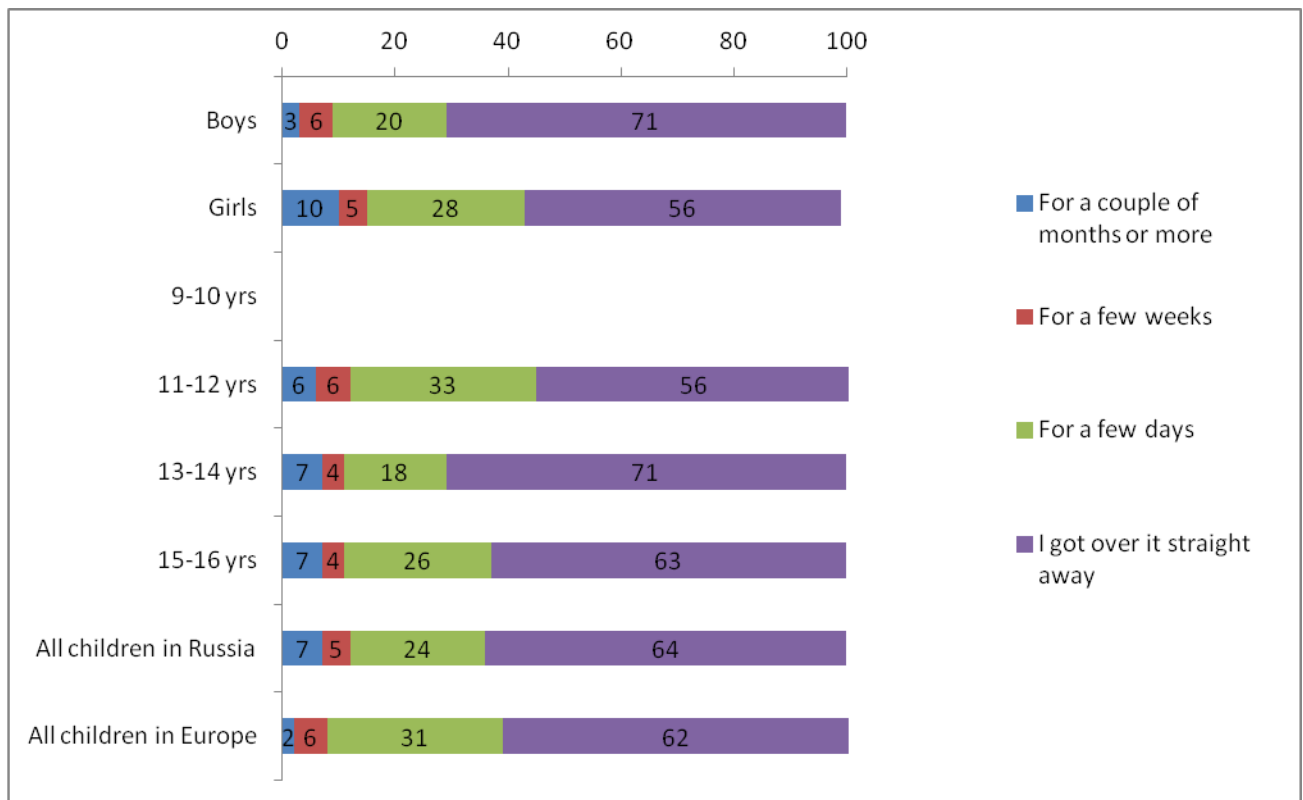
- Although boys and girls seem to be bullied on the internet with an equal frequency, they differ in levels of

vulnerability to such situations: thus, girls reply “very upset” and “fairly upset” more often than boys, whereas boys say “not at all upset” twice as often as girls.

- The most upset about being bullied on the internet appear to be 9-12 year olds. They get more upset than 13-16 year olds, who say “not at all upset” three times more often.

For how long the children feel upset about being bullying online, is shown in Figure 63.

Figure 63. For how long the child felt like that after being bullied online (children aged 11+ who have been bullied online in past 12 months)



QC119: Thinking about the last time you were [sent nasty or hurtful messages on the internet], how long did you feel like that for?

Base: All children aged 11-16 who have been bullied online in the past 12 months.

- **Over half of the children who have been bullied online say that they “got over it straight away” (64%); however almost every third child regardless the age was affected for several days and longer. About one in four children felt the same several days later (24%), and one in ten – several weeks later.** The ratio of those children who “got over it straight away” is similar in Russia and Europe, but more Russian children stay affected by the situation for a longer period of time than their European peers.

- **The response appears longer lasting for girls than boys: about one in three girls remain affected for several days, and one in ten – for several months and longer.**

- **11-12 year olds not only get more upset after being bullied online, but**

remain upset for longer periods of time: one in two remain affected for several days and longer.

- **Thus, under the online bullying risk group fall first of all the 9-12 year olds.**

6.6 Coping with being bullied online

One reason that most children got over the experience of being bullied online fairly quickly may lie in the effectiveness of their coping responses (Table 25).

Table 25. How the child coped after being bullied online (age 11+)

% who did...	Russia	Europe
Try to fix the problem	33	36
Hope the problem would go away by itself	13	24
Feel a bit guilty about what went wrong	11	12
None of these things	20	16

QC120: The last time this happened, did you do any of these things afterwards? *(Multiple responses allowed)*

Base: Children aged 11-16 years who use the internet and have been sent nasty or hurtful messages online.

- **The most common response to being bullied online was proactive – 33% tried to fix the problem themselves (33%) and tried to make the bully leave them along (29%).** The first strategy was also popular with European children (36%). **One in five would try to confront the bully and “tried to retaliate” (23%).**

- The passive approach “hoped that the problem will go away by itself” is less popular with Russian children than in Europe (13% vs. 24% respectively).

- One in ten children in Russia and in Europe felt a bit guilty about what went wrong (11% and 12% respectively).

- One in five children has chosen “none of this”, which might indicate other ways of coping that children use after being bullied on the internet.

Another way of coping explored is that of seeking social support. Table 26 shows the responses children gave when we asked about who they talked to after being bullied online.

Table 26. Who the child talked to after being bullied online

%	Russia	Europe
Anybody at all	65	77
A friend	49	52
My mother or father	25	42
My brother or sister	10	14
A teacher	4	7
Some one whose job it is to help children	3	2
Another adult I trust	2	9

QC121: Thinking about [the last time you were sent hurtful or nasty messages on the internet], did you talk to anyone about what happened? QC122: Who did you talk to? *(Multiple responses allowed)*

Base: Children who use the internet and have been sent nasty or hurtful messages online.

- **65% of Russian children who have been bullied online, talked to someone about it.** European children tend to seek social support slightly more often (77%).

- **A common source of social support both in Russia and in Europe is the child's friend – 49% and 52% respectively.**

- **Telling a parent is less common for children in Russia: one in four**

talked to his/her parent (25% vs. 42% in Europe).

- One in ten Russian children talked about the problem to a sibling, and only 4% talked about it to a teacher. 3% told another adult they trust.

The third type of coping response is specific to the internet, and these were put to those children who had been bullied online, to see how they responded the last time this occurred (Table 27).

Table 27. What the child did after being bullied online

%	Russia		Europe	
	Did this	Did this and it helped	Did this	Did this and it helped
I stopped using the internet for a while	17	8	20	13
I deleted any messages from the person who sent it to me	26	16	41	23
I changed my filter/ contact settings	19	10	18	12
I blocked the person who had sent it to me	34	33	46	35
I reported the problem (e.g. clicked on a 'report abuse' button, contact an internet advisor or 'internet service provider (ISP)')	8	8	9	5
None of these	33	27	13	16
Don't know	5	11	16	16

QC123: Thinking about [the last time you were sent nasty or hurtful messages on the internet], did you do any of these things? QC124: Which, if any, of the things you did helped you? (*Multiple responses allowed*)

Base: Children who use the internet and have been sent nasty or hurtful messages online.

• **The most common actions taken by both Russian and European children when being bullied online are to block the person who sent the nasty or hurtful messages or to delete the**

nasty or hurtful messages. Although it should be said that European children use these strategies more often: about one in two children in Europe “blocked the person who sent the nasty or hurtful

messages” (46% vs. 34% in Russia), and 41% “deleted any messages from the person who sent them to me” (compare to 25% in Russia). Almost all Russian children who blocked the person find this strategy fairly effective.

- **Almost one in five children reports about changing filter and contact settings (19%), one in six decided to avoid dealing with the problem and “stopped using the internet for a while” (17%).** Half of the children found these strategies effective. In Europe more children “stop using the

internet for a while – one in five children did this (20%).

- **Only 8% of children reported the problem to someone (their internet service provider, advisor, or similar) who provides an online support system, but all of them admitted that this strategy helped.**

- One in three children could not choose any of the suggested strategies and replied “none of these” (33%). One in four children reported that none of the strategies were effective (27%).

7. SENDING/RECEIVING SEXUAL MESSAGES

Sending and receiving sexual messages as a risk factor of online grooming

7.1. Exchanging sexual messages: victims or perpetrators?

On the internet children may come across images of a sexual nature, but also sexual messages and even more so - harassing behaviour. Even if we assume that the majority of chat room users (web chat rooms or IRC) have good intentions, there still are quite a few people who use the mentioned technologies with bad intentions. Sometimes their ultimate goal is to establish an exchange of sexual messages with a child. In some cases online chatting is just a tool to achieve even farther-reaching goals. That is why *grooming* – deliberate befriending of a child for further sexual exploitation – is especially dangerous. An abuser might pose as a child's peer and make attempt to establish an emotional connection with them via a chat, forum or SNS. Via private messaging, the abuser then tries to win over the child's trust and arrange a meeting face-to-face. This problem is usually given insufficient attention and yet, grooming remains one of the major risks for children and teenagers on the internet.

Internet communication is anonymous, available and can be interrupted at any time. All that significantly alters the entire process of communication, making

it wrongly look seamless and unobliging. Such perception of online communication can also pertain to relations with a varying degree of intimacy.

In Russia both policy makers and society have just started acknowledging threats of such practices as *sexting*, whereas in other countries (USA, Great Britain) parents and the community have been raising alarms around the issue for a while. The word “sexting” (an amalgam of “sex” and “texting”) refers to exchange of sexual messages via mobile devices and the internet. Emerged mobile technologies with webcams have boomed exchange of self-made sexual images. It has also become popular among teenagers. Modern children do not see anything inappropriate in such practices, but they rarely think about how easily their messages and images can be viewed by someone who they were not initially meant for. When children are involved, such practices can lead to quite negative psychological outcomes (Soldatova, Rasskazova, Lebesheva, 2012).

In this survey we asked older children (11-16 years of age), after they and their parents had agreed to partake, about their experience with sending/receiving sexual messages (Figure 64).

- **About one third of Russia children (28%) have received or sent sexual messages on the internet, with over 15% having done so monthly or more often. 4% of children have sent or**

received sexual messages themselves. If compared with European children, Russia children engage in such practices significantly more often (28% in Russia and 15% in Europe).

- The difference between Russia and Europe is especially noticeable in relation to children who send or receive sexual messages more often than weekly: 11% in Russia and 3% in Europe.

- **Boys more likely than girls receive or see sexual messages (33% vs. 23%).**

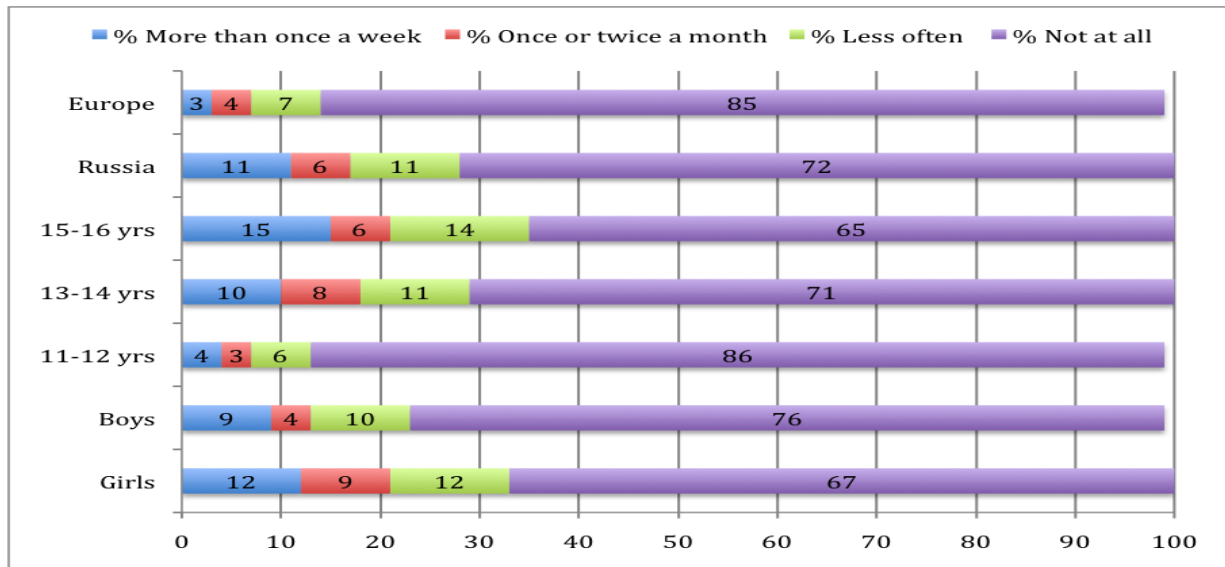
- **The age trend is marked – children aged 11-12 have received/sent sexual images more rarely than older children.**

- Both in Russia and in Europe the older the children, the more likely they report about having seen sexual messages and images on the internet. Although in Russia this tendency is more explicit: 86% of 11-12 year olds in Russia and 93% of their European peers have never

encountered sexual messages or images on the internet. Among 15-16 year olds, it is 65% of children in Russia and 78% of children in Europe, showing a less significant decrease by age in Europe than in Russia.

- Apart from that, children in Russia claim to receive sexual messages more often: **only 5% of 15-16 year olds in Europe vs. 15% in Russia receive or see such messages more often than weekly.**

Figure 64: Child has seen or received sexual messages online in past 12 months, %



QC167: In the past 12 months have you seen or received sexual messages of any kind on the internet? QC168: How often have you received sexual messages of any kind on the internet in the past 12 months? This could be words, pictures or videos.

Base: All children aged 11-16 who use the internet.

Figure 65 shows how children replied to the question whether they have written or sent sexual images in the past, across Russian regions.

- **Rostov-on-Don (33%), Chita (32%), Moscow (37%), the Moscow region (32%) and Saint-Petersburg (32%) are leading in the rates of sexting practices among children. Every tenth child in Rostov-on-Don and every twelfth child in Chita has sent or written sexual messages in the past.**

- Least often sexual message have received children from Makhachkala (7%) and Saratov (14%). But children from Saratov are quite active in sending sexual messages (6%), if compared with

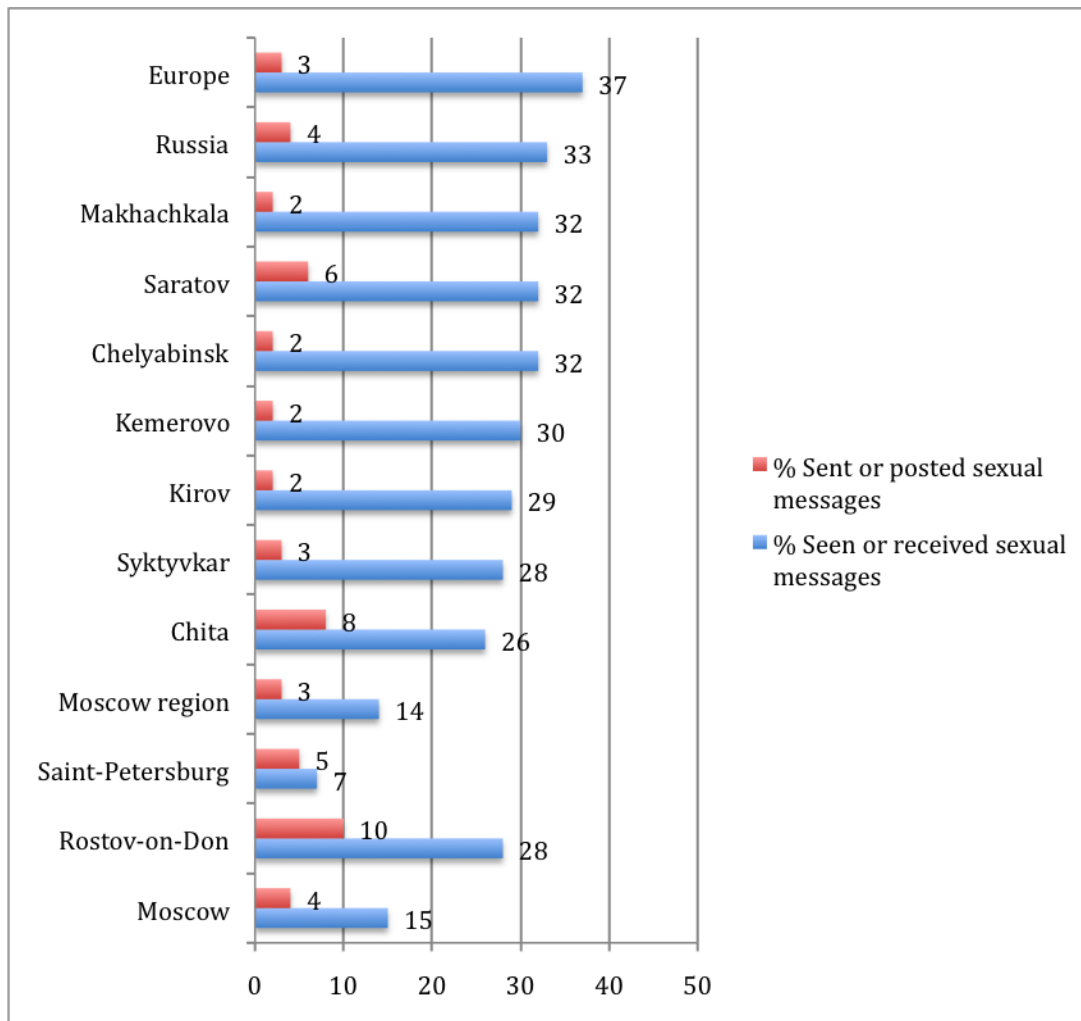
their peers from Makhachkala (2%), Chelyabinsk (2%), Kirov (2%) and Kemerovo (2%). Overall, Russia leads all European countries by rates in both sending and receiving sexual messages (going ahead of Romania, which tops the list of European countries with 22%).

Russia and Europe do not significantly vary in the practice of sexual messaging. Children in both areas admit quite rarely that they write such messages themselves, and it seems that this is true. **More than that, children in Russia receive such messages 7 times more often than send themselves, in some regions the discrepancy is up to 10 times.** If so, who does send them all these messages? Such

situation can be a 'safe harbour' for grooming. Perhaps, in most cases these are not children who write messages, but

adults, who pursue quite definite objectives.

Figure 65: Child has seen/ received or posted/sent sexual messages online in past 12 months



QC167: In the past 12 months have you seen or received sexual messages of any kind on the internet? This could be words, pictures or videos. QC179: In the past 12 months, have you sent or posted a sexual message (words, pictures or video) of any kind on the internet? This could be about you or someone else.

Base: All children aged 11-16 who use the internet.

What kind of sexual messaging have children encountered on the internet?
(Table 28)

- Every fifth of those children who have experienced online sexting, has read sexual messages posted on the internet

(20%). **Every tenth child has seen other people perform sexual acts (10%).** This rate is twice as high across Russia than it is across Europe.

- Other types of sexting are not as widespread, however, **5% of children have been asked to talk about sexual acts with others on the internet, or have**

been sent a sexual image on the internet (4%).

- **Children aged 13-16 encounter all types of online sexting more often than do children aged 11-12.** The same tendency has been revealed in the European survey.

Table 28: Kinds of sexual messaging child has encountered online in past 12 months, by age

%	11-12 yrs	13-14 yrs	15-16 yrs	Russia	Europe
I have been sent a sexual message on the internet	1	5	6	4	7
I have seen a sexual message posted where other people could see it on the internet	10	21	25	20	6
I have been asked to talk about sexual acts with someone on the internet	2	5	8	5	2
I have been asked on the internet for a photo or video showing my private parts	1	2	2	2	2
I have seen other people perform sexual acts	2	12	14	10	5
Has seen or received at all	14	29	35	28	15

QC169: In the past 12 months, have any of these happened to you on the internet?

Base: All children aged 11-16 who use the internet.

How did children see or receive sexual messages online? The replies to this question are shown in Table 29.

- **It looks like children have most often seen sexual messages by “pop up” (18%) and on social networking sites (13%). Notably, in Russia this happens three times as often as in European countries.**

- Other types of sexual messaging are not as common, both in Russia and in Europe.

- The older children grow, the more likely they are to encounter sexual messages of all types on all mentioned platforms.

Table 29: How child saw or received sexual messages online

%	11-12 yrs	13-14 yrs	15-16 yrs	Russia	Europe
On the social networking site	5	16	15	13	4
By instant messaging	1	5	8	5	4
In a chatroom	2	2	3	2	2
By e-mail	1	4	5	4	2
In the gaming website	2	2	3	2	1
By ‘pop-up’ (something that appears by accident)	10	17	24	18	5
Some other way on the internet	3	4	8	5	3
Has seen or received sexual messages online	14	29	35	28	15

QC170: Thinking about the times in the LAST 12 MONTHS that you have seen or received a sexual message on the internet, how has this happened?

Base: All children aged 11-16 who use the internet and who have seen or received sexual messages online.

7.2. Parental awareness

Figure 66 shows a considerable difference in how children and parents perceive this type of online risk.

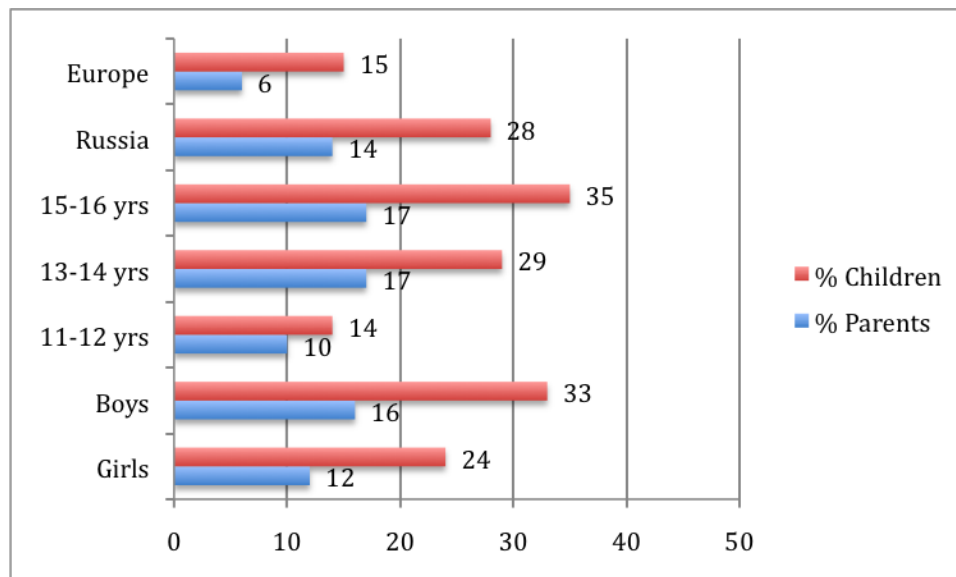
- **Only half of parents of those children who have experienced online sexting (28%) are aware of this (that is, 14% of parents).** The same gap was observed in the European survey, however in Russia more children seem to have seen or received sexual messages online, and more parents seem to be aware of this risk.

- Overall, older children, and especially boys, have seen or received sexual messages online more often than girls, with their parents being aware of this.

- Parents of older children, both boys and girls, are most likely to underestimate that their child has seen or received sexual messages online.

- Girls have more often than boys been asked to talk about sexual acts with someone on the internet. Additionally, older children more often than younger children see online how other people perform sexual acts.

Figure 66: Children's and parents' accounts of whether child has seen or received sexual messages online



QP235: [Has your child] seen or been sent sexual messages on the internet? QC167: In the past 12 months have you seen or received sexual messages of any kind on the internet? This could be words, pictures or videos?

Base: All children aged 11-16 who use the internet and one of their parents.

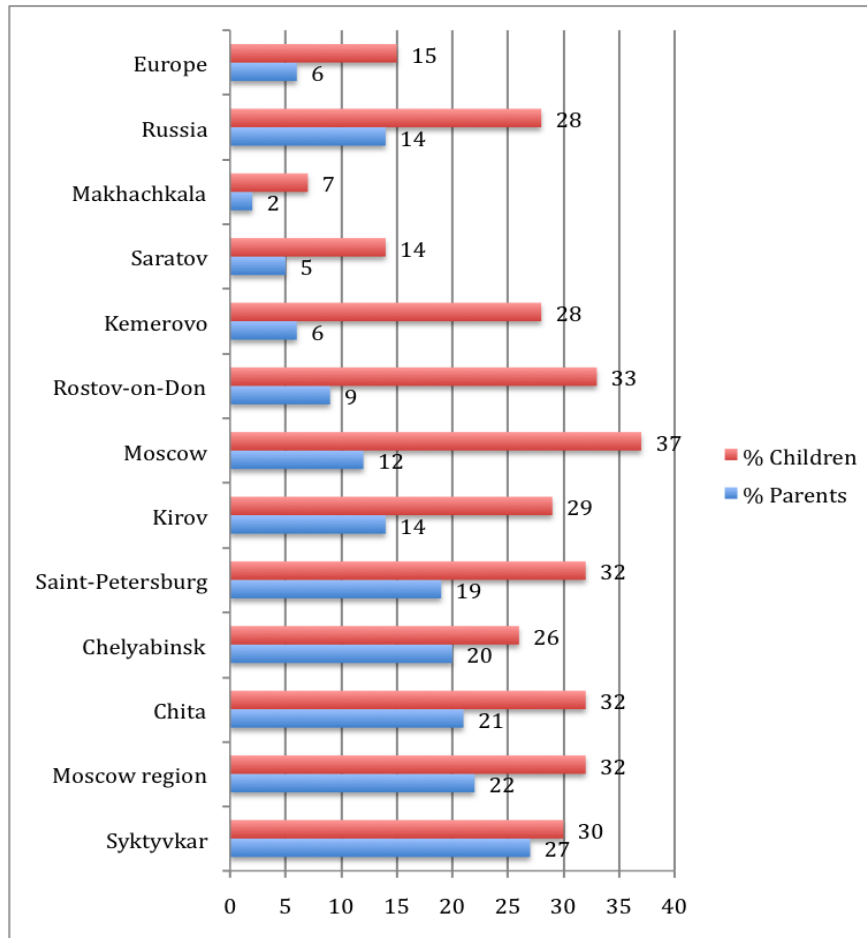
Regional differences in children's and parents' accounts of whether child has seen or received sexual messages online, are broken down in Figure 67.

- The difference between parents' and children's accounts is most noticeable in Kemerovo, Rostov-on-Don, Kirov and Moscow. In Syktyvkar and Chelyabinsk, on the contrary, the accounts coincide the most.

- **Both in Russia and in Europe about half of parents know that their children have experienced sexting on**

the internet. In Russia, however, the difference in parents' and children's accounts is more significant, than it is in European countries. Least aware about their child having experienced sexting on the internet are parents in Romania, where 22% have encountered grooming online and only 6% of parents acknowledge this. In Moscow the difference in parents' and children's accounts reach 25%.

Figure 67: Children's and parents' accounts of whether child has seen or received sexual messages online



QP235: [Has your child] seen or been sent sexual messages on the internet? QC167: In the past 12 months have you seen or received sexual messages of any kind on the internet? This could be words, pictures or videos?
Base: All children aged 11-16 who use the internet and one of their parents.

Let us try to understand what causes such discrepancy in children's and parents' answers when it comes to discussing sexual messages and participating in sex-related conversations online (Table 30):

- **Half of parents are unaware that their child has seen or received sexual messages on the internet, and one third of parents don't know.** Only 18% of parents of those children who say they have seen or been sent sexual messages

online, are aware of this (compare it with 21% of parents in Europe).

- 66% of parents who say that their child has not seen or been sent sexual messages on the internet, are right (vs. 88% in Europe). Every third Russian parent is in doubt or thinks that their child has had such an experience, when the child claims otherwise (only 16% of parents in Europe fall under this subcategory). Overall, Russian parents are

slightly more suspicious than parents in Europe when it comes to estimating whether their child has experienced

online sexting, perhaps due to the fact that the risk of such experience for children in Russia is higher.

Table 30: Comparison between children's and parents' accounts of whether child has seen or received sexual messages online

Child's answer Seen or been sent sexual images on the internet?	Child's answer	
	Yes	No
% Parent answer		
Yes	18	14
No	53	66
Don't know	29	20
	100	100

QP235: [Has your child] seen or been sent sexual messages on the internet? QC167: In the past 12 months have you seen or received sexual messages of any kind on the internet? This could be words, pictures or videos?

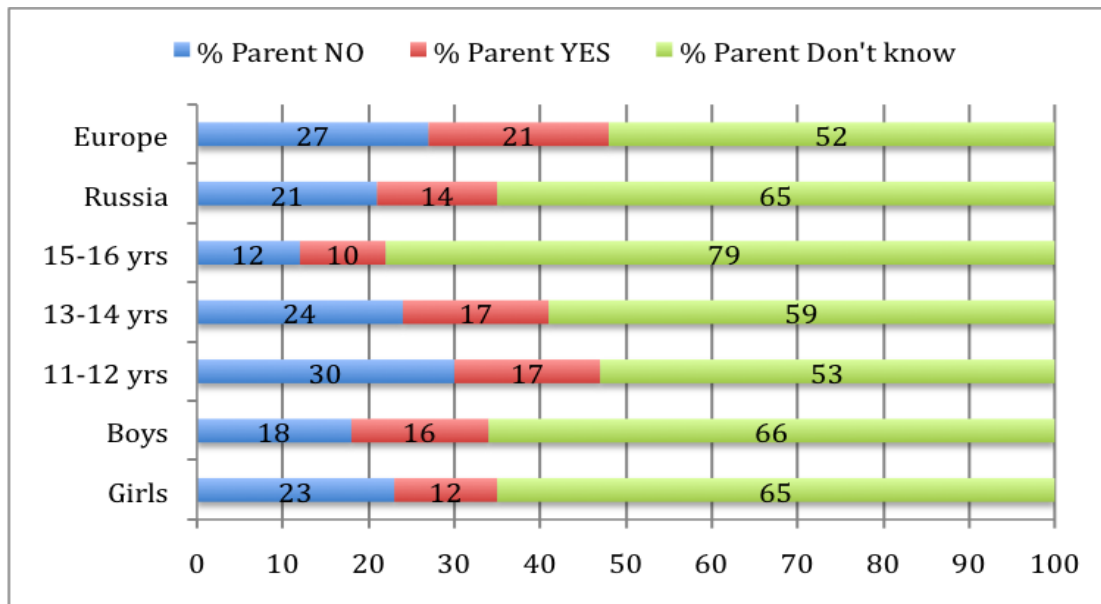
Base: All children aged 11-16 who use the internet and one of their parents.

Parents have various degrees of awareness depending on their child's age (Figure 68).

- Parents' accounts do not depend on their children's gender, but do depend on their ages. **The older the child, the more**

often parents say 'I don't know' or sometimes 'No' to the question whether their child has seen or been sent sexual messages online. This situation is mirrored by data received in the European research.

Figure 68: Parents' accounts of whether child has seen or received sexual messages online



QP235: [Has your child] seen or been sent sexual messages on the internet?

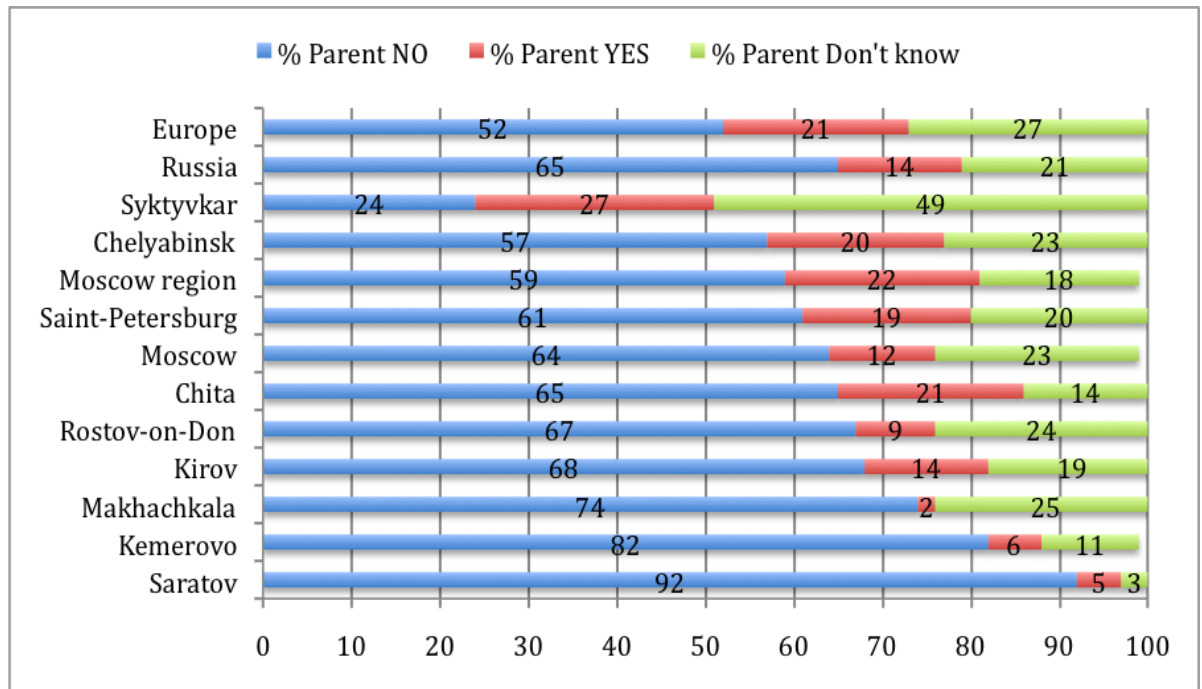
Base: One parent of children aged 11-16 who use the internet and who have seen or received sexual messages online.

Regional differences in parents' accounts are broken down in Figure 69.

- Regional differences are more noticeable in Russia (varying from 92% of negative replies parents gave in Saratov to 24% in Syktyvkar). Compare it with 69% of negative replies received from parents in Hungary and 31% in Belgium.
- Most likely to underestimate their children's online experiences of this kind are parents in Saratov, Kemerovo and Makhachkala, least likely – parents in

Syktyvkar, Chita, Chelyabinsk and the Moscow region, where every fifth parent agrees that their child could have seen or been sent sexual messages on the internet.

Figure 69: Parents' accounts of whether child has seen or received sexual messages online, by region



QP235: [Has your child] seen or been sent sexual messages on the internet?

Base: One parent of children aged 11-16 who use the internet and who have seen or received sexual messages online.

The data resembles the results of the European survey (25%).

7.3. Perceived harm from sexual messaging online

How much and for how long do children remain upset after seeing sexual messages on the internet? All children aged 11-16 were asked whether they have been bothered by seeing sexual messages online (Table 31).

- **Every fourth child who has seen or been sent sexual messages on the internet, has been bothered by it.**

Table 31: Child has seen or received sexual messages online in past 12 months and was bothered by this, by region

%	Child has seen or received sexual messages	Child bothered by seeing or receiving sexual messages	Child bothered, of those who have seen or received sexual messages
Moscow	37	8	22
Moscow region	32	2	8
Saint-Petersburg	32	8	26
Rostov-on-Don	33	14	43
Kirov	29	8	29
Syktyvkar	30	11	38
Chelyabinsk	26	5	20
Kemerovo	28	7	25
Makhachkala	7	0	0
Saratov	14	5	36
Chita	32	3	8
Russia	28	7	25
Europe	15	4	25

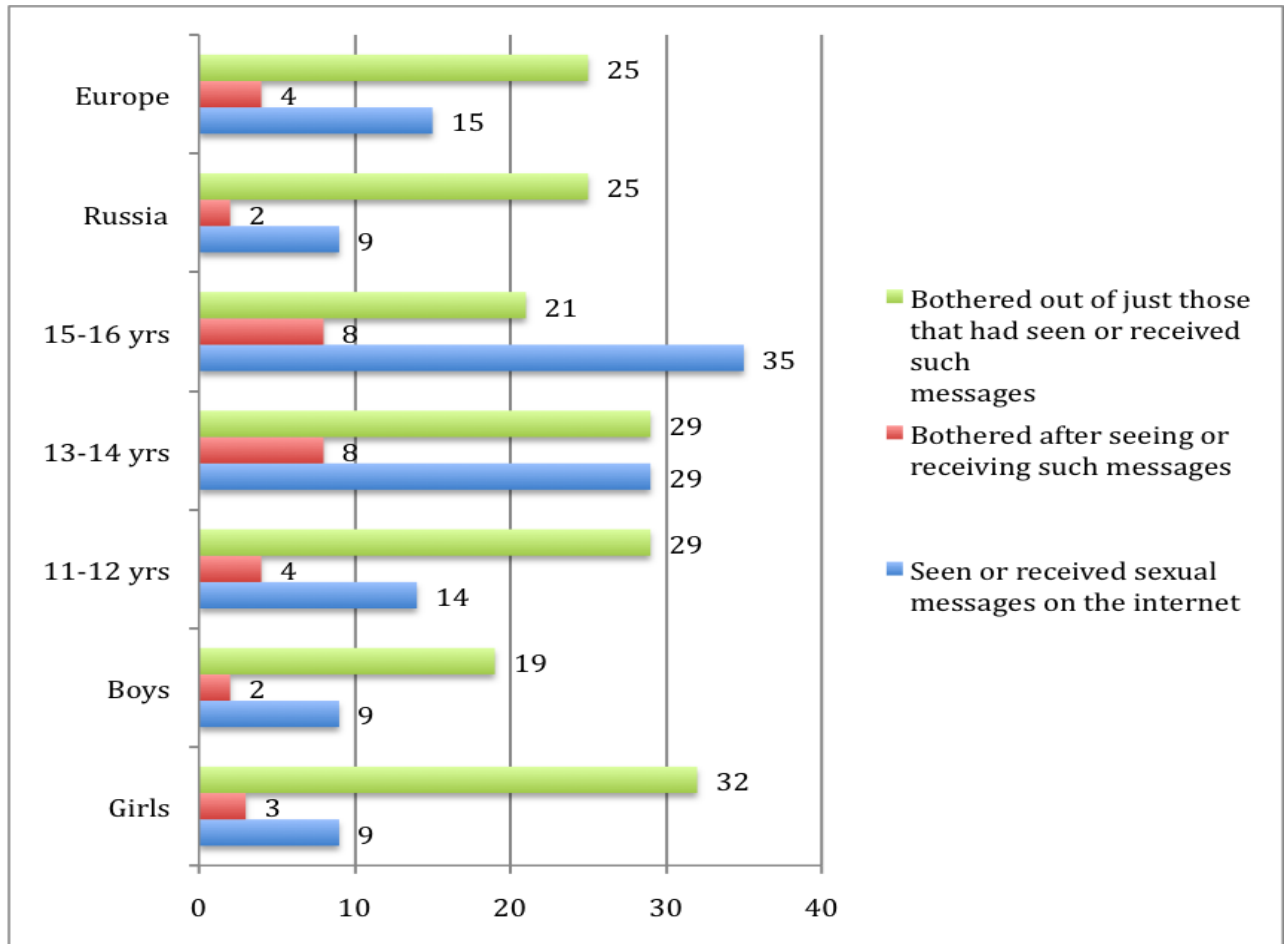
QC167: In the past 12 months have you seen or received sexual messages of any kind on the internet? This could be words, pictures or videos. QC171: Has any of the sexual messages that you have seen or received bothered you in any way? For example, made you feel uncomfortable, upset, or feel that you shouldn't have seen it?

Base: All children age 11-16 who use the internet. Children aged 11-16 who have seen or received sexual messages online in the past 12 months.

Gender and age differences are presented in Figure 70.

- Overall, girls seem to be more vulnerable to sexual messages on the internet than boys. No age differences apply.

Figure 70: Child has seen or received sexual messages in past 12 months and was bothered by this



QC167: In the past 12 months have you seen or received sexual messages of any kind on the internet? This could be words, pictures or videos. QC171: Has any of the sexual messages that you have seen or received bothered you in any way? For example, made you feel uncomfortable, upset, or feel that you shouldn't have seen it?

Base: All children age 11-16 who use the internet. Children aged 11-16 who have seen or received sexual messages online in the past 12 months.

To what extent and for how long do children feel upset after seeing or receiving sexual messages (Figures 71, 72)?

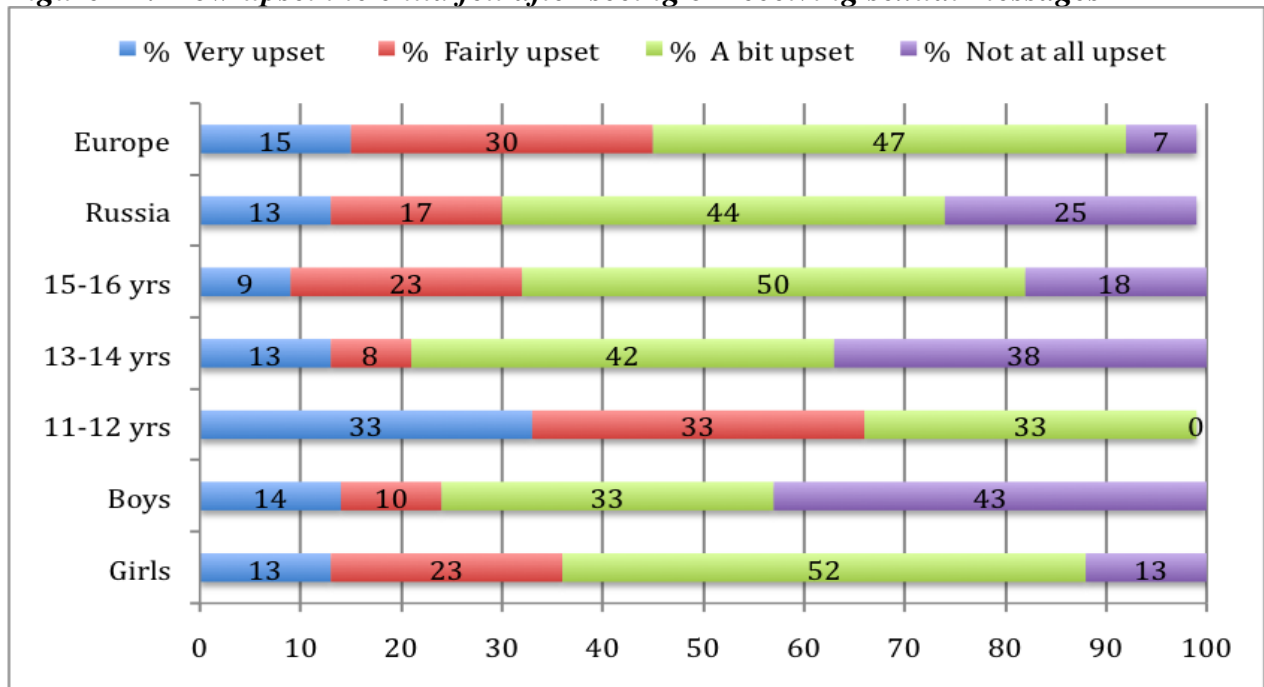
- **One third of those children, who felt upset after seeing or receiving sexual messages, felt fairly upset (30%), and only 13% remained upset longer than several days in a row.** For the majority of children the reaction to sexting is short-lived, and children in Europe tend to remain upset about it for a

little bit longer and a bit more, than children in Russia.

- Girls are more likely than boys to say that they remained upset for a longer time after receiving or seeing sexual messages.

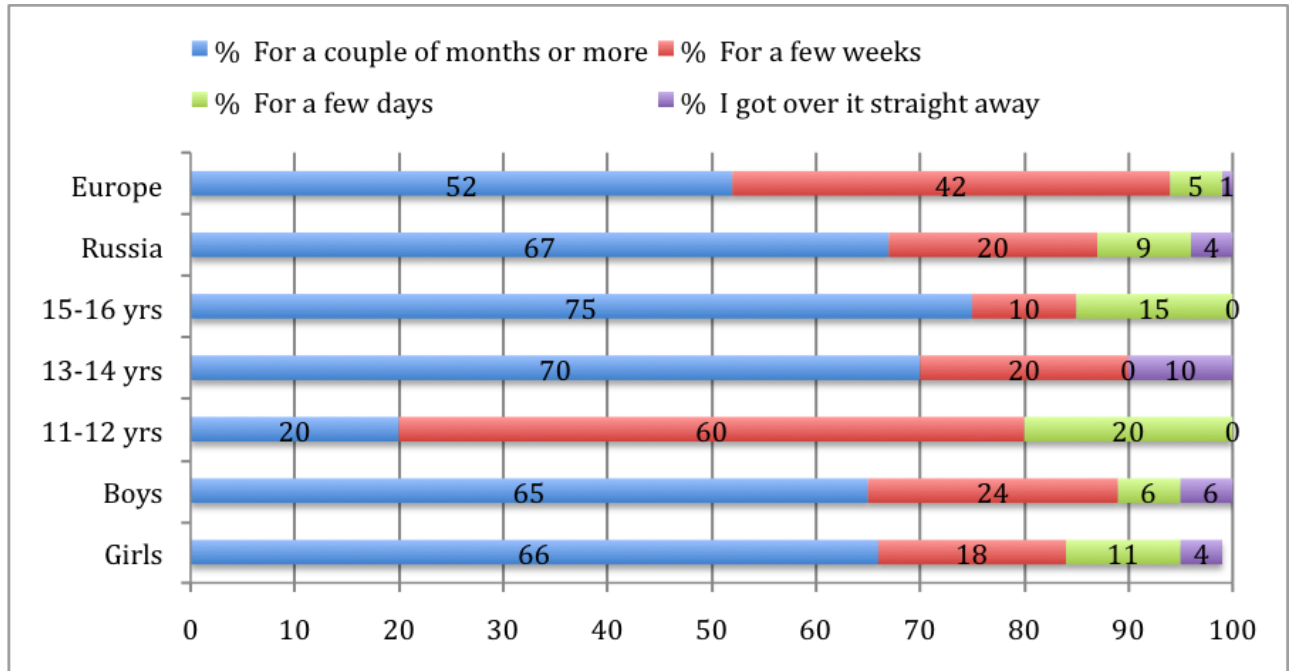
- The same pertains to younger children – 11-12 year olds remember their negative experience longer and perceive it stronger, than children aged 13-16.

Figure 71: How upset the child felt after seeing or receiving sexual messages



QC172: Thinking about the last time you were bothered by [seeing or receiving sexual messages], how upset did you feel about it (if at all)?
 Base: All children aged 11-16 who use the internet and have been bothered after seeing or receiving sexual messages online in the past 12 months.

Figure 72: For how long the child felt like that after seeing or receiving sexual messages online



QC136: Thinking about [the last time you were bothered by seeing or receiving sexual messages], how long did you feel like that for?

Base: All children aged 11-16 who use the internet and have been bothered after seeing or receiving a sexual message online in the past 12 months.

7.4. Coping with online sexting

How do children get over their experience of online sexting (Table 32)?

- **The most common strategy for teenagers seems to be waiting for the problem to go away by itself (27%). Less common is trying to fix the problem (15%) or get the other person to leave them along (14%).** It is very uncommon for Russian children to feel a bit guilty about what went wrong. In Europe children more often, than in

Russia, respond in a proactive manner and try to fix the problem.

- The most common answer both in Russia and in Europe was “nothing of these things”. It is possible that some children use their own strategies of coping, not presented on our list.

Table 32: How the child coped after being bothered by seeing or receiving sexual messages online

	Russia	Europe
Hope the problem would go away by itself	27%	22%
Try to fix the problem	15%	27%
Feel a bit guilty about what went wrong	2%	6%
Try to get the other person to leave me alone	14%	12%
None of these things	33%	32%

QC174: The last time this happened, did you do any of these things afterwards?

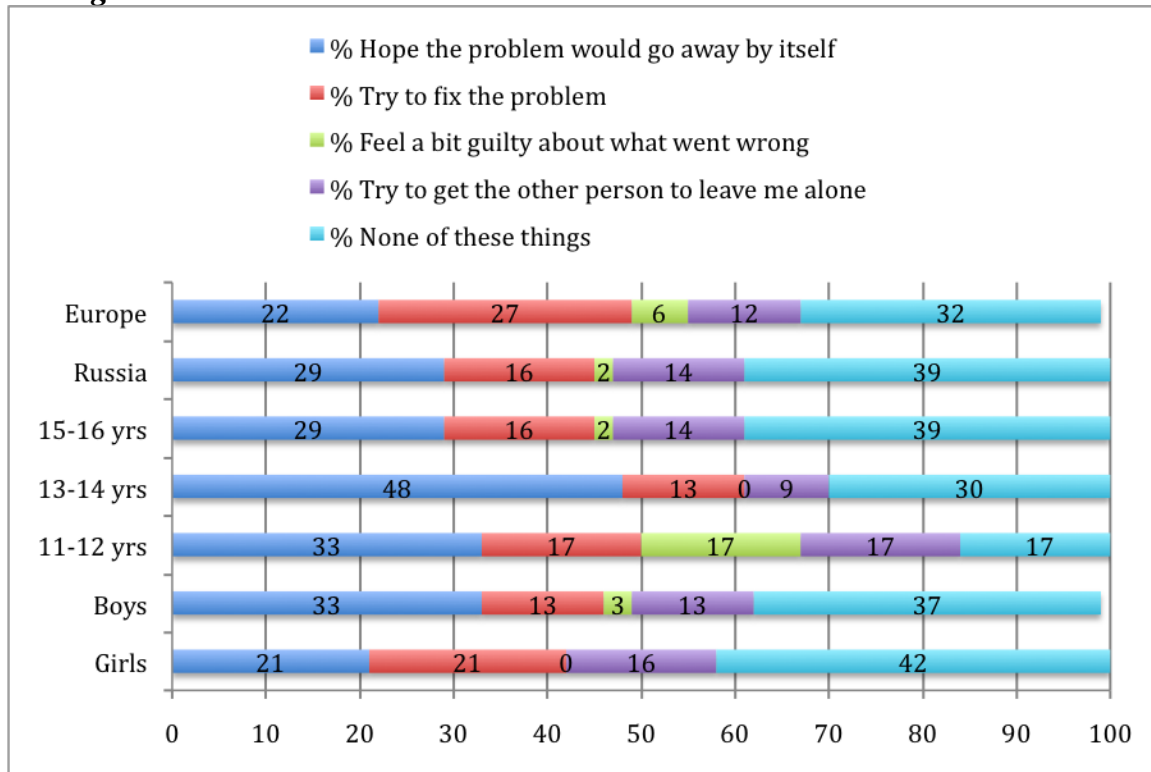
Base: All children aged 11-16 who use the internet and have been bothered by seeing or receiving sexual messages online in the past 12 months.

Figure 73 shows gender and age differences.

- There is no marked gender difference in using passive and active coping strategies.
- However, considerable differences have been noticed depending on children's age. Thus, **it is more characteristic of**

younger children (11-14 years of age) to wait and hope for the problem to get fixed on its own (a passive strategy). At the age of 15-16 children do not hope for the better, but try to fix the problem through getting the other person to leave them alone or by doing something else to stop the bothering situation from reoccurring.

Figure 73: How the child coped after being bothered by seeing or receiving sexual messages online



QC174: The last time this happened, did you do any of these things afterwards?

Base: All children aged 11-16 who use the internet and have been bothered by seeing or receiving sexual messages online in the past 12 months.

Children were asked if they talked to anybody after seeing or receiving sexual messages online (Table 33).

- **Every third child talked about sexting to someone they are close with (33%) or someone whose job it is to help children.** It is notable that in Europe children share their negative experiences related to online sexting, with other people more often than in Russia, that is, in 60% of all cases. In terms of who these “other people” are, Europe and Russia show comparable results: most common for children is to consult with their friends (27% of cases in Russia and 38% in

Europe), followed by talking to parents. In Russia over twice as few children do so than in Europe (12% vs. 30% respectively). Fewer children are prone to sharing their worries with other specialists, adults or teachers (less than 5%).

- **The older children grow, the less common it is for them to talk about sexting with anybody, even if it bothered them.** It is possible that children of different ages experience sexting differently. **If younger children get frightened and upset, and because of that talk more often to their parents**

and other people they can confide in, older children do not get bothered that much and do not consider sharing such experiences with others. Girls are more

likely than boys to talk to others about having experienced sexting online. No other gender differences have been revealed.

Table 33: Who the child talked to after seeing or receiving sexual messages online

%	Russia	Europe
Talked to anybody at all	33	60
A friend	27	38
My mother or father	12	30
My brother or sister	6	9
Another adult I trust	4	5
A teacher	0	2
Someone whose job it is to help children	0	3
Someone else	0	1

QC175: Thinking about [the last time you were bothered by seeing or receiving sexual messages], did you talk to anyone about what happened? QC176: Who did you talk to?

Base: All children aged 11-16 who use the internet and have been bothered after seeing or receiving a sexual message online in the past 12 months.

What coping strategies do children use after seeing sexual messages that upset them? The results of Russian and European surveys are shown in Table 34.

- **In Russia the most common strategy for children to prevent receiving sexual messages in the future is to block the person who sent them,**

change their privacy settings or contact details, and delete the unwanted messages. In Europe the same strategies are proven to be most common. Apart from that, **European children reach out to other responsible adults, those whose job it is to help children. For Russia this coping strategy in children is yet quite rare.**

- All strategies, excluding “I stopped using the internet for a while” are claimed by children to be effective and helpful. Children think that not using the internet for a while is less effective and helped only in 36% of cases.

Table 34: What the child did after seeing or receiving sexual messages online

	Russia		Europe	
	Did this	Did this and it helped	Did this	Did this and it helped
I stopped using the internet for a while	11%	4%	18%	11%
I deleted any messages from the person who sent it to me	25%	24%	38%	29%
I changed my filter/ contact settings	25%	24%	24%	20%
I blocked the person who had sent it to me	33%	33%	40%	31%
I reported the problem (e.g. clicked on a 'report abuse' button, contact an internet advisor or 'internet service provider (ISP)')	6%	6%	18%	11%
None of these	34%	33%	7%	6%

QC177: Thinking about [the last time you were bothered by seeing or receiving sexual messages], did you do any of these things? QC178: Which, if any, of the things you did helped you?

Base: All children aged 11-16 who use the internet and have been bothered after seeing or receiving a sexual message online in the past 12 months.

To conclude, one third of Russian children, mostly older ones, have seen or

received sexual messages online.

Children very rarely admit that they write

sexual messages themselves, but claim to receive /see them 7 times more often. The presented data allows us to assume that these are adults who initiate the exchange of sexual messages, which increases the risk of grooming. Half of the parents,

whose children have seen/received sexual messages online, denied the fact. This might be due to the fact that children prefer to talk about sexting to their friends, and consider talking to their parents less often.

8. MEETING NEW PEOPLE

8.1. Frequency of meeting online contacts offline

The public and policy authorities are greatly concerned about those risks that children are exposed to when meeting new people they met online, offline face-to-face. According to the EU Kids Online classification, these risks constitute a contact type (Table 1). According to the classification of Foundation for Internet Development, communication with someone online and then meeting that person offline falls under the category of communication risks.

Research shows (Soldatova et al., 2011) that teenagers use the internet, first of all, to communicate with others and to look for new friends. This increases the risk of encountering someone who means ill and can harm them (for example, by blackmailing, trickery or sexual abuse during an offline meeting).

In this section children were asked about their practice of making new friends on the internet, about meeting such people offline and about possible unpleasant or stressful experience related to this, they might have had.

Figures 74 and 75 show data on how often children meet new people online and how often they later meet their online 'friends' offline.

- **47% say that they have made contact online with someone they did not previously know offline.** In Europe less children (30%) have done the same in the past.

- Girls are more likely than boys to look for new friends online (50% and 44% respectively).

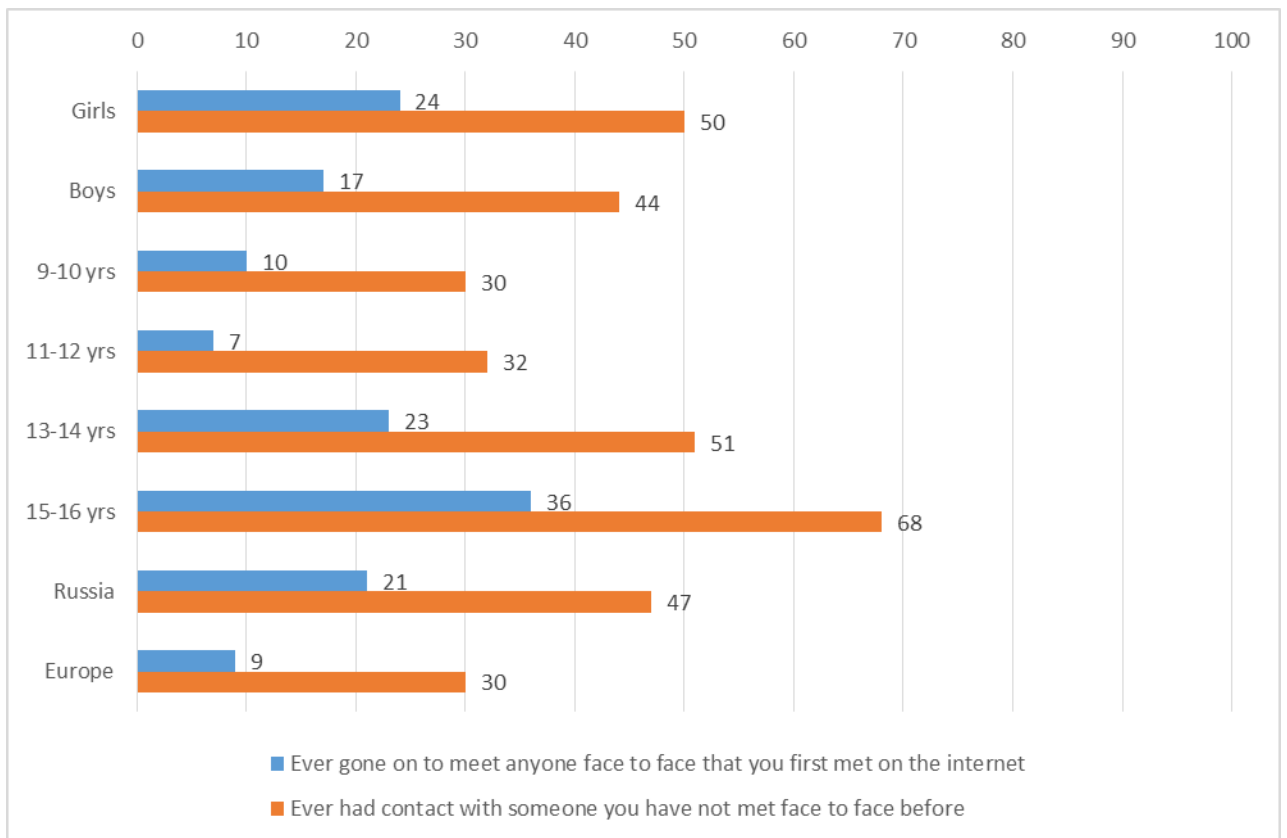
- **The older the child, the more likely they are to have made new contact online: every third among 9-12 year olds have made such contact online, and already 51% of 12-14 year olds and 68% of 15-16 year olds have met people this way.**

- **Every fifth child has gone to a face-to-face meeting with someone they first met online (21%).** This is twice as much as in European countries (9%).

- Girls are more likely than boys to have gone to a face-to-face meeting with someone they previously knew only online (24% vs. 17% respectively).

- Older children more often meet their online acquaintances offline than younger children. **Every tenth 9-10 year old vs. every third child in older age groups has gone to such meetings.**

Figure 74. Child has communicated online with, or gone to an offline meeting with, someone not met face-to-face before

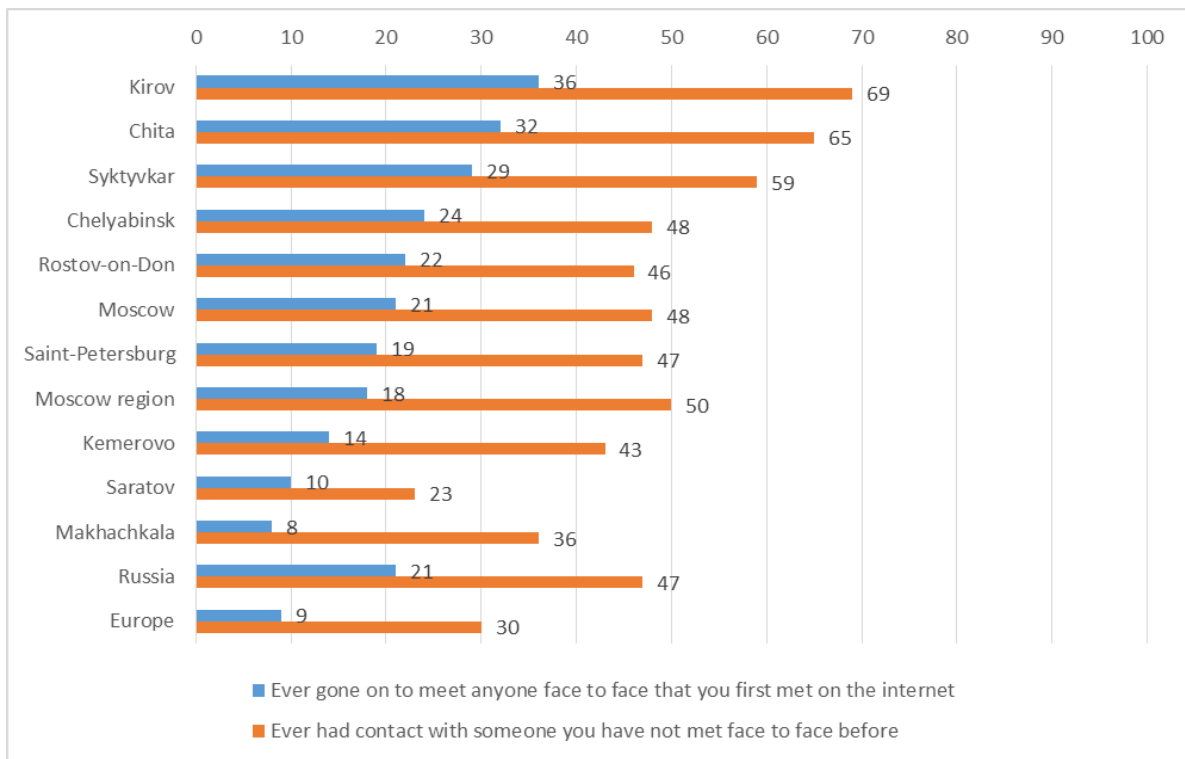


QC147: Can I just check, have you ever had contact on the internet with someone you have not met face-to-face before? QC148: Have you ever gone on to meet anyone face-to-face that you first met on the internet in this way.
Base: All children who use the internet

- Practically in all surveyed regions every second child has made friends online without ever meeting them face-to-face. Lower rates were received in Kemerovo (43%), Makhachkala (36%) and Saratov (23%). In Chita and Kirov almost two thirds of children have had the experience of making friends this way (65% and 69% respectively).

- In those regions where more people make contacts online, more children go to face-to-face meetings with people met online, later on.** Thus, in Chita and Kirov every third child has met an online friend offline (32% and 36% respectively), and in Saratov and Makhachkala – only every tenth (10% and 8% respectively).

Figure 75. Child has communicated online with, or gone to an offline meeting with, someone not met face-to-face before, by region



QC147: Can I just check, have you ever had contact on the internet with someone you have not met face-to-face before? QC148: Have you ever gone on to meet anyone face-to-face that you first met on the internet in this way. Base: All children who use the internet

Making friends online, along with expanding the communication circle, can bring up new problems. To allow us to research possible risks such practices may yield, children who made such contacts in the past, were asked how and who they have met in this way. Figure 76 shows how children replied about how many people they have met on the internet in the past 12 months.

- **Over a third of Russian children who have had face-to-face meetings with their online friends, have met 5**

and more people online in the past 12 months (39%). It is substantially more children than in European countries, where every fifth child has met as many people online (23%).

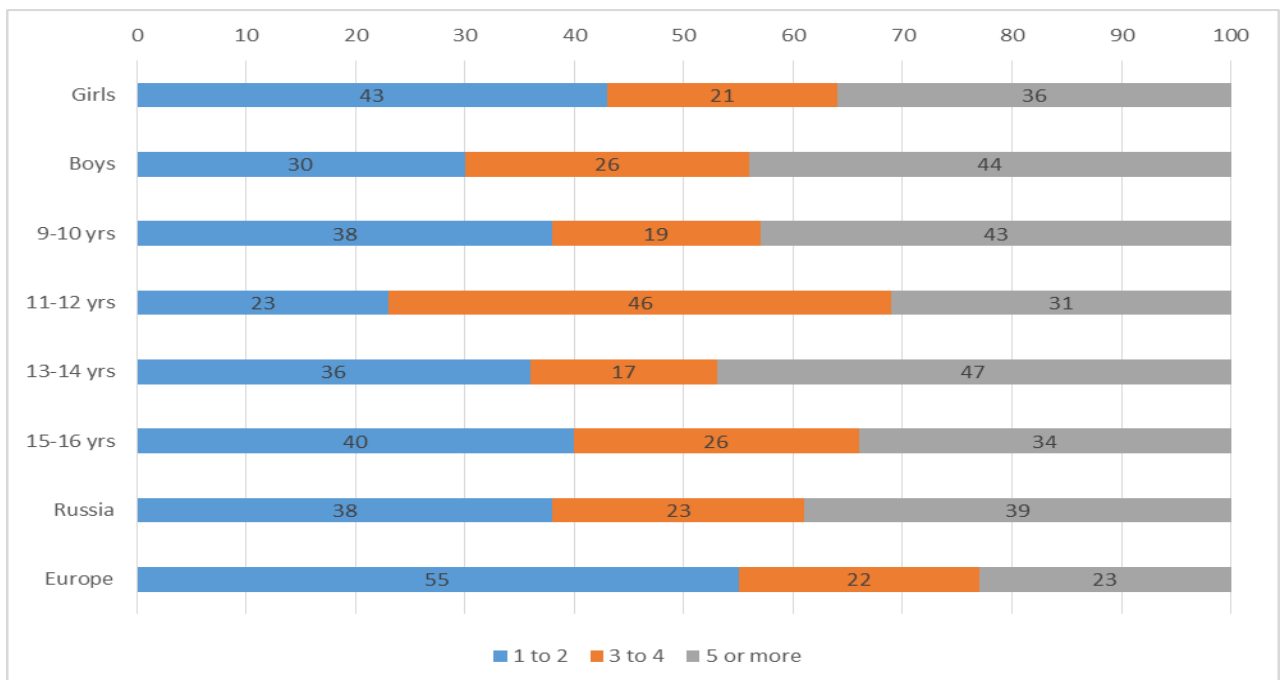
- **Every third child in Russia who met their online friends offline, has made 1-2 new friends online (39%), and every fifth child has met 3-4 friends this way (23%).** In Europe over half of all children (55%) who met their online friends face-to-face, have had 1-2 new online contacts over the past 12 months.

- **In terms of gender differences, boys slightly more often than girls would make new friends online:** over one third of the surveyed boys among those who have gone to a meeting with their online friends, have met 3 and more people on the internet, whereas the number of girls who have done so is lower (70% and 57% respectively).

- The break down by age gives age groups too small to allow definite

conclusions, however we can still track down certain tendencies. There is no serious correlation between the age and the number of contacts children make online. Children aged 13-14 are slightly more active in making such friends. Almost every second child (47%) of this age, who has also gone to a face-to-face meeting with someone they met online, has made 5 and more online friends over the past 12 months.

Figure 76. The number of online contacts that the child has met offline in the past 12 months (children who have met someone offline that they first communicated with online)



QC149: How many new people have you met in this way in the last 12 months (if any)?

Base: Children who use the internet and who have met offline someone they first met online in the past 12 months.

Do those people children meet online have any relation to their social circle in

their offline life? Answers to this question are presented in Figure 77.

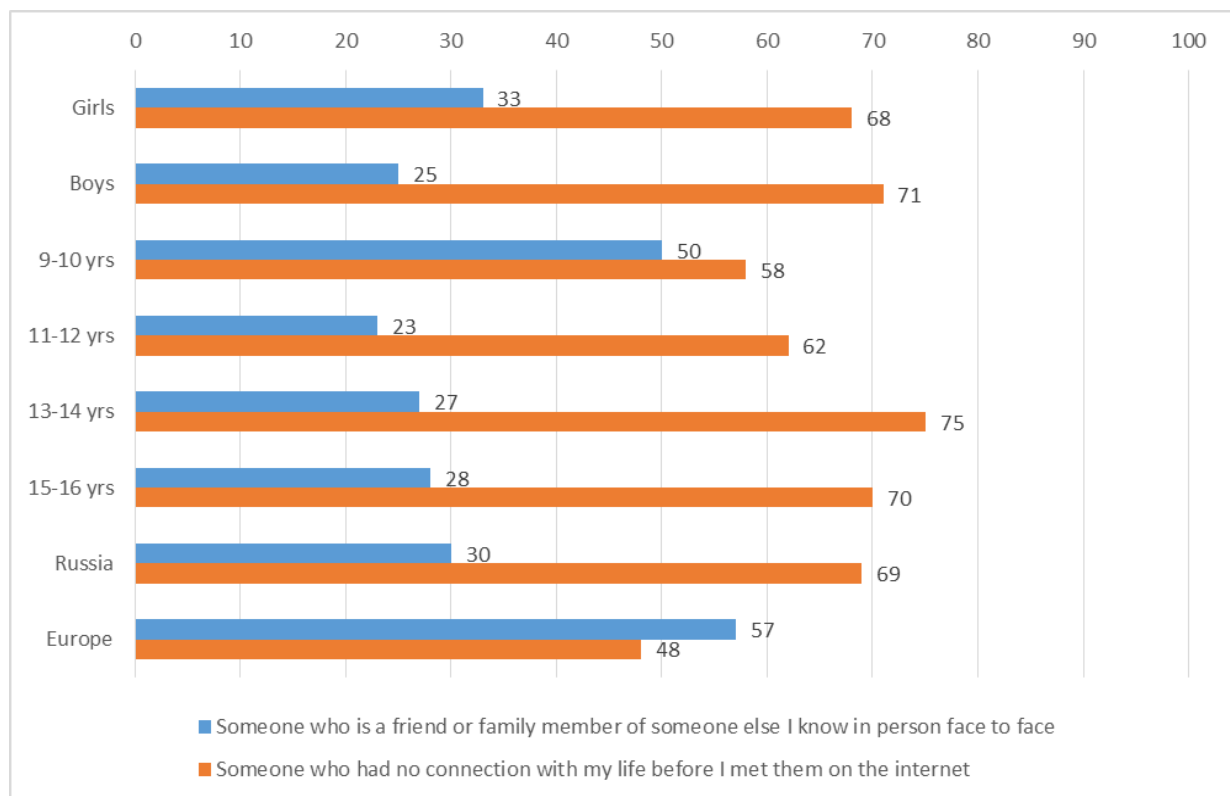
- **Over two thirds of children (69%) who have met their online contacts offline, have met people online bearing no relation to their real social circle.** 30% of children say that the person they have met offline was first met online as part of their social circle – a friend or relative of someone they do know face-to-face. In Europe over half of children meet online those who are part of their real communication circle (57%).

- **Boys and girls equally often meet online someone who is not related to**

their offline social circle: 71% of boys and 68% of girls who have gone to a meeting say that the person or people they met had no relation to their life before they met them online.

- **Children aged 9-10 more often than children of other ages meet online and go to a meeting offline with people who have some connection with their life before they met them online (50%). Those aged 11 and over prefer meeting people they first met online, offline later on.**

Figure 77. Who the child has met offline in the past 12 months (children who have met someone offline that they first communicated with online)



QC150: In the last 12 months, which of these types of people have you met face-to-face that you first met on the internet? (Multiple responses allowed)

Base: Children who use the internet and who have met offline someone they first met online in the past 12 months.

The internet provides an enormous amount of opportunities for communication and for meeting new people. In which way have children met someone online who they subsequently met offline (Table 35)?

- **The most common way in which children make first contact with someone who they later meet offline, is on a social networking site (61%).**

- **Every third child has met their new contact via instant messaging (33%), and every sixth child - in a chat room (17%).** Gaming sites, email services and other ways are less common with Russian children.

- Children in Europe are not much different and acquire new friends in similar ways.

- Social networking sites for children of all ages are the main way to meet new people online.

- The older children grow, the less attention they give to email services as ways to meet new people online: thus, every fourth 9-10 year old has made their first contact with someone online via email, and only 5% of older children have done the same.

Table 35. The way in which child first contacted someone they have met offline (children who met someone offline that they first communicated with online)

%	Age				Russia	Europe
	9-10	11-12	13-14	15-16		
On a social networking site	52	65	62	62	61	62
By instant messaging	28	8	35	37	33	42
In a chat room	20	0	20	17	17	16
By email	24	15	6	5	8	8
In a gaming website	16	15	12	9	11	10
Some other way on the internet	12	0	7	11	9	11
Has ever gone to a meeting with someone first met online	10	7	23	36	21	9

QC151: Thinking about any people you have gone on a meeting with in the last 12 months who you first met on the internet, in what ways did you first get in contact with them? QC148: Have you ever gone on to meet anyone face-to-face that you first met on the internet in this way?

Base: All children who use the internet

Russian children very actively use internet opportunities to expand their social circle. Almost every second school child has met someone online, and every fifth has gone to an offline meeting with someone they first met online. And most of these online friends make people who have nothing to do with their existing social circle. Adults, and first of all, parents, should not take for granted this communication style that might be practiced by their children, and should treat it with caution.

8.2. Parental awareness

How aware and worried are parents about their children having met new people online? Parents were asked if they know about their children's face-to-face meetings with their online friends. Their answers are broken down in Figures 78 and 79.

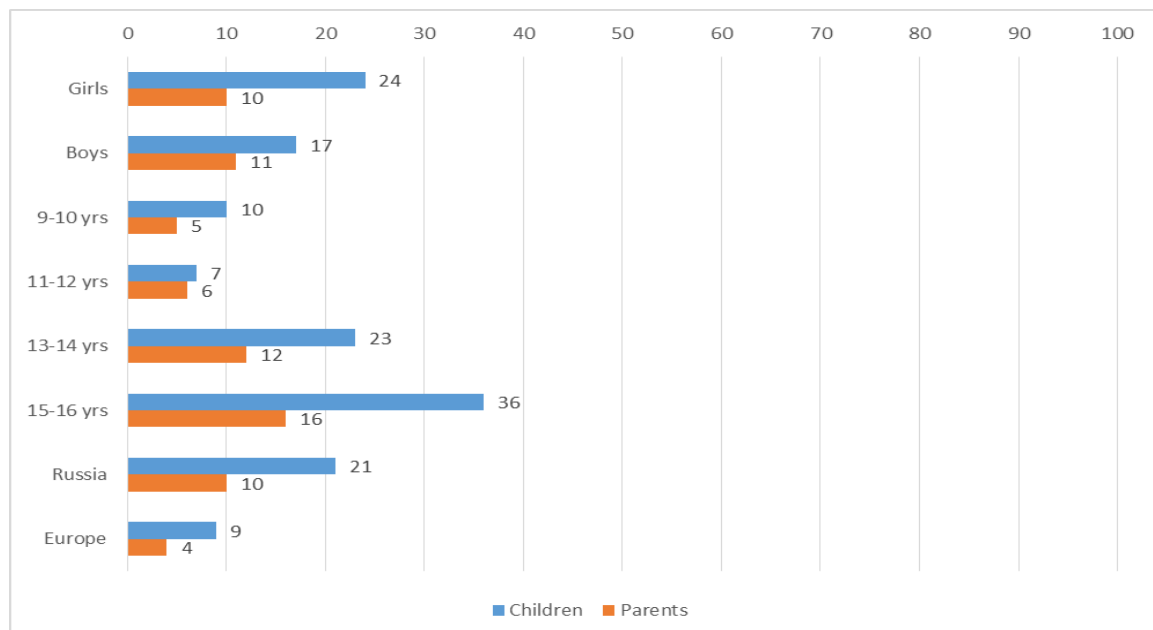
- **In Russia every tenth parent knows that their child has met face-to-face someone they first met online**

(10%); twice as many children claim the same (21%). Although the rates received in Russia are higher than in Europe, the ratio reflecting the amount of parents who underestimate the reality, to the amount of children, is comparable with the one in Europe (4% of parents and 9% of children in Europe say that child has met their online contact(s) offline).

- Nearly equal amounts of parents of boys and girls are aware that some offline meetings with online friends have taken place (11% and 10%).
- The older children grow, the more aware become their parents about their

offline meetings. However, when directly asked about it, only parents of 11-12 year olds give replies similar with their children's, as parents of children of other ages tend to misjudge whether meetings had taken place. **Every third 15-16 year old has met someone they first met on the internet, but only every seventh parent knows about it (36% and 16% respectively).**

Figure 78. Children's and parents' accounts of whether child has met an online contact offline



QP235: [Has your child] gone to a meeting with someone face-to-face that he/she first met on the internet? QC148: Have you ever gone on to meet anyone face-to-face that you first met on the internet in this way?

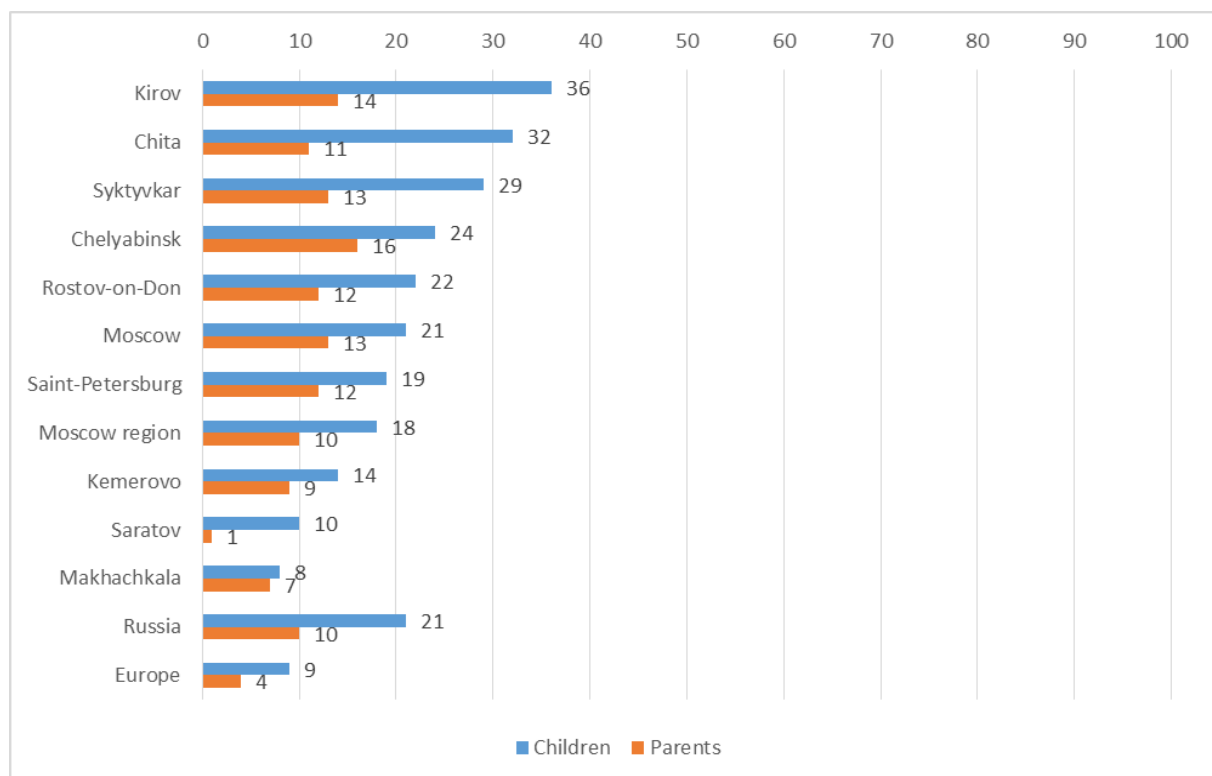
Base: All children who use the internet, and one of their parents.

Figure 79 shows differences in parents' and children's accounts, seen across Russian regions.

- **In all regions, except Makhachkala, parents underestimate whether their children have gone to a meeting with people they first met online.** Least aware are parents in Saratov, with only 1% knowing that their children have gone to a face-to-face meeting with their new friends, after meeting them online. Although, it should be mentioned that the amount of children who claim to have gone to a meeting, is relatively low here if compared with other Russian regions (10%).

- Parents from Chelyabinsk and Kirov are more aware of their children's meetings (16% and 14% respectively), although the numbers are still lower than what is reported by children. **Parents' and children's accounts coincide the least in Kirov (14% of parents and 36% of children) and Chita (11% of parents and 30% of children).** These are the regions where more children go to offline meetings with their online acquaintances.

Figure 79. Children's and parents' accounts of whether child has met an online contact offline, by region



QP235: [Has your child] gone to a meeting with someone face-to-face that he/she first met on the internet? QC148: Have you ever gone on to meet anyone face-to-face that you first met on the internet in this way?

Base: All children who use the internet, and one of their parents.

Let us compare parents' and children's accounts to whether children have subsequently met some of their online friends offline (Table 36).

- **Only every fifth parent knows that his or her child has gone to a subsequent face-to-face meeting with an online friend (22%). Over half of parents of those children who report about having done this, know that their**

children have had such an experience (58%).

- **7% of parents believe that their children had subsequent face-to-face meetings with people they first met online, whereas their children denied this information.**

Table 36. Comparison between children's and parents' accounts of whether child has met an online contact offline

Met someone face-to-face that first met on the internet?	Child's answer	
	Yes	No
% Parent answer		
Yes	22	7
No	58	74
Don't know	20	19
	100	100

QP235: [Has your child] gone to a meeting with someone face-to-face that he/she first met on the internet? QC148: Have you ever gone on to meet anyone face-to-face that you first met on the internet in this way?

Base: All children who use the internet, and one of their parents.

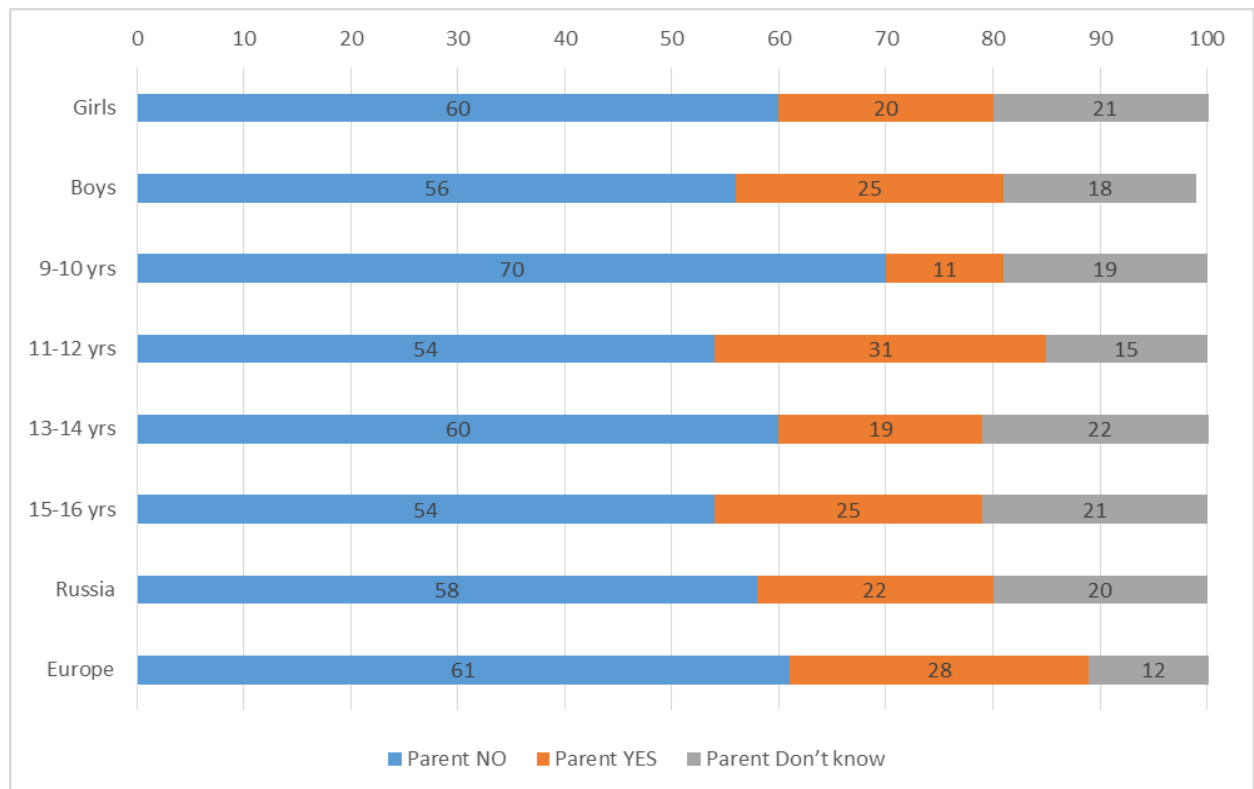
How aware of offline meetings are parents of those children who admitted to have gone to face-to-face meetings with people they first met online in the past 12 months? Gender and age differences are presented in Figure 80.

- Parents of both boys and girls are nearly equally aware of the meetings that have taken place.
- In terms of ages, parents of 9-10 year olds seem to greatly underestimate the situation: only every tenth parent knows that their child has gone to a

meeting of this kind, and 70% believe their child has never had a face-to-face meeting with a person they only knew online.

- **More realistic are parents of children aged 11-12 and 15-16: every fourth parent of children who have met their new online friends offline, knows about it.**

Figure 80. Parents' accounts of whether child has met an online contact offline (children who have gone to such a meeting)



QP235: [Has your child] gone to a meeting with someone face-to-face that he/she first met on the internet?

Base: One parent of children who use the internet and who have gone on to meet anyone face-to-face that they first met online

8.3. Perceived harm from meeting online contacts

In order to understand the scope of risks coming from meeting new people online, children were asked about subjective

harm they might have experienced when communicating with strangers online and offline. The question was as follows:
Face-to-face meetings with people that you first met on the internet may be fine or not fine. In the LAST 12 MONTHS

have you gone to a meeting with someone you met in this way that bothered you? For example, made you feel uncomfortable, upset, or feel that you shouldn't have been there?

Their answers to this question are shown in Figure 81.

- **6% of Russian children who use the internet, have met an online contact offline and were bothered by it, which makes it to be nearly every third child out of 29% of the children who have gone to such meetings.**

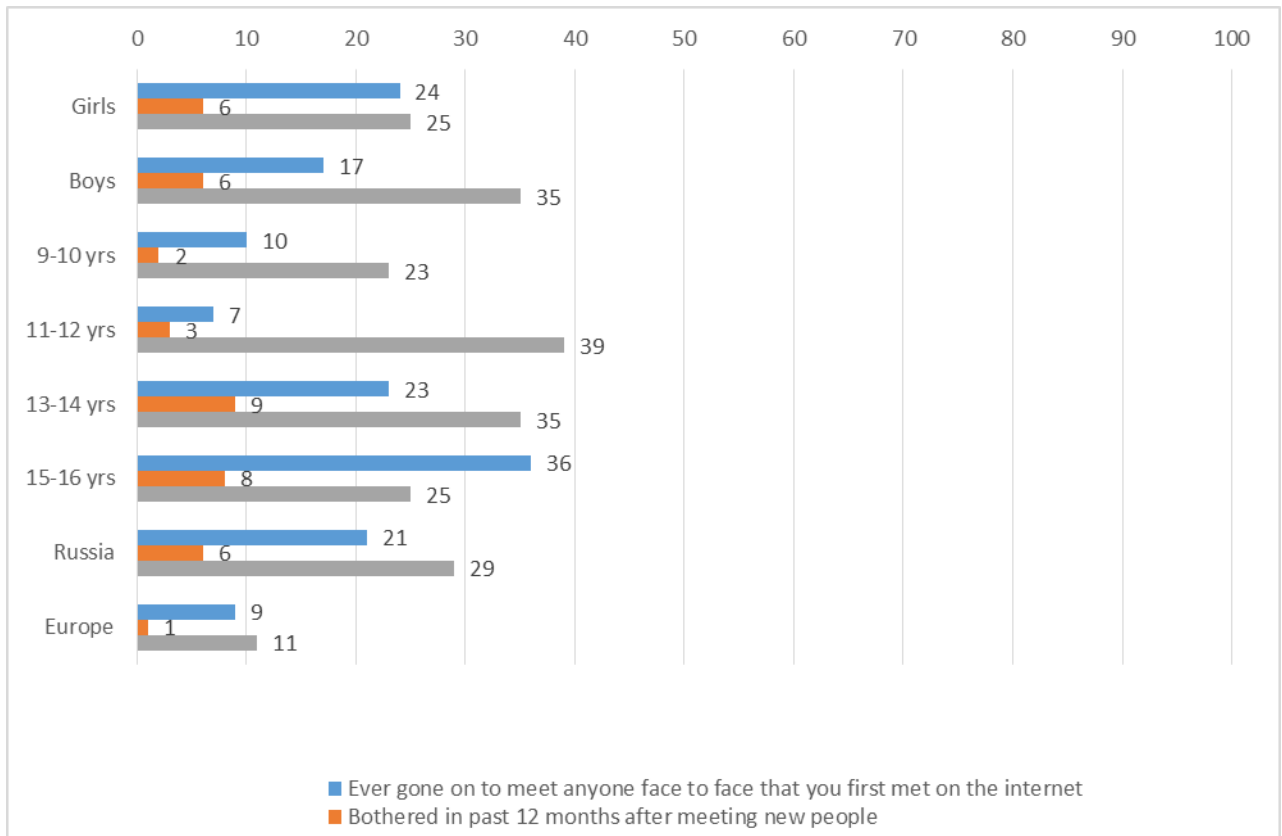
- Overall data do not reveal any gender differences. However, there are more boys than girls among those

children who were bothered by a meeting (35% of boys and 25% of girls).

- **The older children grow, the more likely they feel bothered after meeting an online contact offline, ranging from 2-3% of 9-12 year olds to every tenth among 13-16 year olds.**

- **Among all children, 11-14 year olds fall under the risk group: every third child of this age who has gone to a face-to-face meeting with an online friend, felt bothered by it.** Compare it with every fourth (25%) 15-16 year old that has gone to such meetings and was bothered by what happened, and every fifth (23%) 9-10 year old child.

Figure 81. Child has met online contact offline and was bothered by this



QC148: Have you ever gone on to meet anyone face-to-face that you first met on the internet in this way? QC152: In the LAST 12 MONTHS have you gone to a meeting with someone you met in this way that bothered you?

Base: All children who use the internet. Only those children who have gone on to meet new people offline in the past 12 months.

The number of children who were bothered by meeting their online contacts offline was too small (60 respondents) for us to draw any reliable statistical comparisons. At the same time it is important to take a closer look at the nature of the meetings and find out what exactly could upset those children who claim to have been bothered.

Table 37 and Figure 82 report the age of people children said they have met offline.

- **In most of those negative situations children met with their peers (75%).**
- **Every sixth child has met with an older teenager (17%). 5% of children have met an adult, and 3% - someone younger than they are. Our results are comparable to European.**

Table 37. Age of the online contact that the child met offline (children who have been bothered by such a meeting)

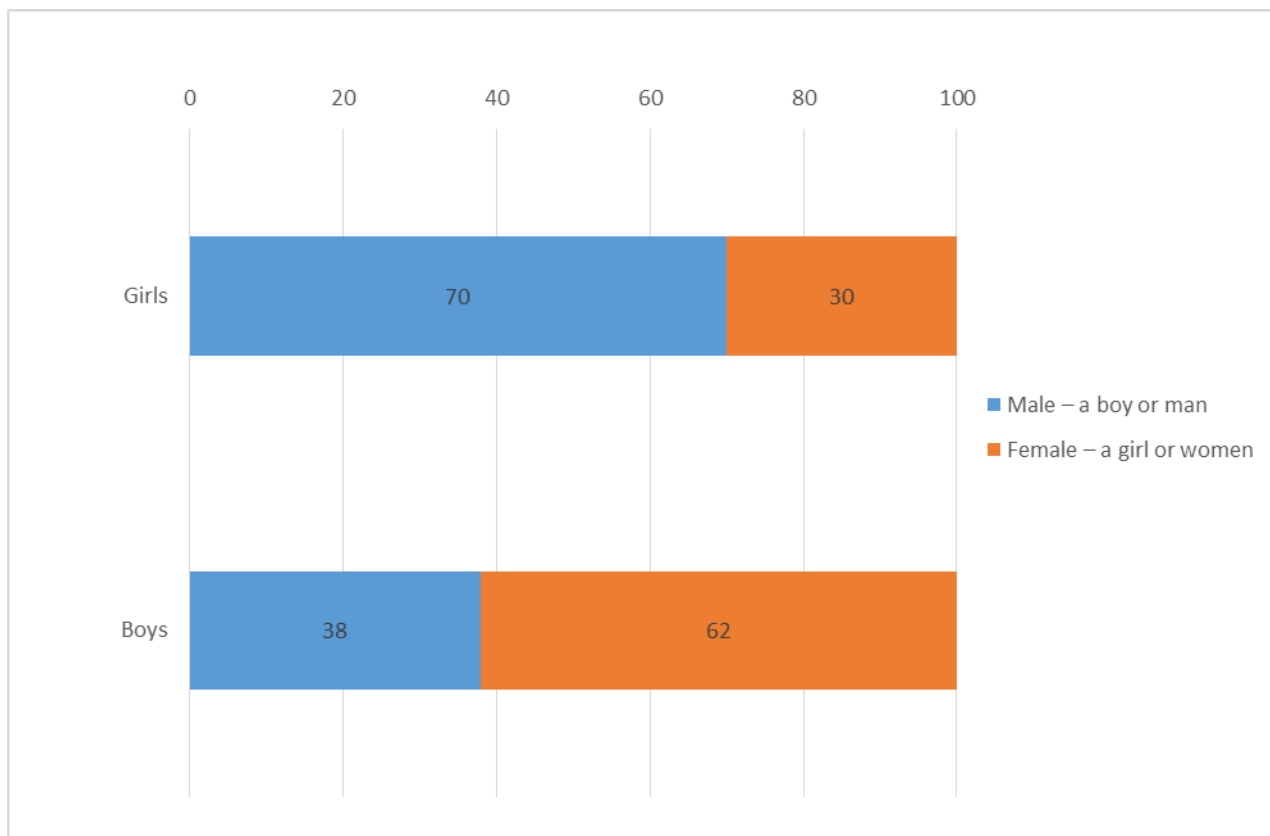
%	Russia	Europe
I met with someone about my age	75	63
I met with an older teenager (younger than 20 years old)	17	22
I met with an adult (aged 20 years or older)	5	8
I met with someone younger than me	3	7

QC153: Thinking about [the last time you were bothered by meeting an online contact offline], how old was the person you actually met?

Base: All children who use the internet and have been bothered after meeting an online contact offline in the past 12 months.

- 54% of children have met with a male individual, and 46% - with a female. Notably, girls were more likely to meet male friends, and boys, on contrary, female friends.

Figure 82. Gender of the online contact that the child met offline (children who have been bothered by such a meeting)



QC154 [Thinking about the last time you were bothered by meeting an online contact offline], was that person male or female?

Base: All children who use the internet and have been bothered after meeting an online contact offline in the past 12 months

It is common for children to receive recommendations to tell an adult about going to meetings with internet-friends, and to take someone with them. Children were asked if they told where they were going, and their answers are reported in Tables 38 and 39.

- **Most Russian and European children who met an online contact offline, told someone about going to the meeting (70%).**

- **Almost every second child told about this to someone of their age (48%).** Children in Europe also preferred to share the information with their peers (42%).

- **Every tenth child in Russia told a trusted adult (10%), and 8% - an older teenager.** In Europe the corresponding rates are slightly higher and come at 14% and 11% respectively.

Table 38. Who the child told about going to meet an online contact offline (children who have been bothered by such a meeting)

	Russia	Europe
Told anybody at all	70	70
I told someone my age	48	42
I told an older teenager (aged under 18)	8	11
I told an adult I trust (aged 18 or over)	10	14
I told someone else	2	1

QC155: Thinking about [the last time you were bothered by meeting an online contact offline], did you talk to anyone about where you were going? QC156: Who did you talk to?

Base: All children who use the internet and have been bothered after meeting an online contact offline in the past 12 months.

Do children invite anyone to go with them to a meeting with an online stranger? The answers are presented in Table 39.

- **Over half of Russian school children that have been bothered by meeting in real life someone they met on the internet, took someone with them to the meeting (62%). This is**

slightly higher than what has been seen in European countries (53%).

- **Every second child (52%) took someone of their own age. In Europe it was 46% of children.**
- **Some children took with them an older teenager (7%), and only a handful went there with a trusted adult (2%).**

Table 39. Whether the child took someone with them when they went to meet an online contact offline (children who have been bothered by such a meeting)

	Russia	Europe
Took someone with me at all	62	53
I went with someone about my age	52	46
I went with an older teenager (aged under 18)	7	2
I went with an adult I trust (aged 18 or over)	2	3

QC157: Thinking about [the last time you were bothered by meeting an online contact offline], did you take somebody with you when you went to that meeting? QC158: Who did you take with you?

Base: All children who use the internet and have been bothered after meeting an online contact offline in the past 12 months.

Negative experience that children have acquired during their meeting with online strangers could result from the meeting itself, or from the subsequent relations. Children aged 11-16 were asked what exactly happened to them during the meeting that eventually bothered them. See their answers in Table 40.

- **Of those children who had been bothered by an offline meeting, 19% said that the other person said hurtful things to them (almost every fifth child), 7% said the other person hurt them physically, 7% said that the other person did something sexual to them and 7% said something else bad happened.**

- In European countries every fifth child said that the other person said hurtful things to them (22%), every tenth said that the other person did something sexual to them or something else bad happened. The physical abuse rate is slightly lower in Europe, with 3%.

- Almost every Russian child chose “I don't know” or “I prefer not to say” (24% for either).

Table 40. What happened when the child met an online contact offline (children aged 11+ who have been bothered by such a meeting)

%	Russia	Europe
The other person said hurtful things to me	19	22
The other person hurt me physically	7	3
The other person did something sexual to me	7	11
Something else bad happened	7	10
Don't know	24	37
Prefer not to say	24	22

QC159: Thinking about [the last time you were bothered by meeting an online contact offline], which, if any of these things happened?

Base: All children aged 11-16 who use the internet and have been bothered after meeting an online contact offline in the past 12 months.

8.4. Coping with meeting online contacts offline

Only 6% of the surveyed children said that a face-to-face meeting with an online stranger bothered them (Tables 41, 42).

The sample is rather small, but it can still give us an idea about coping strategies children use to deal with this particular risky situation.

Table 41. How upset the child felt after going to meet an online contact (children aged 11+ who have been bothered by such a meeting)

	Very upset	Fairly upset	A bit upset	Not at all upset
% children aged 11+ who have been bothered by such a meeting	8	4	27	61

QC160 How upset did you feel about what happened (if at all)?

Base: All children aged 11-16 who use the internet and have been bothered after meeting an online contact offline in the past 12 months.

Table 42. For how long the child felt like that after going to meet an online contact (children aged 11+ who have been bothered by such a meeting)

	I got over it straight away	For a few days	For a few weeks	For a couple of months or more
% children aged 11+ who have been bothered by such a meeting	77	10	7	7

QC161 How long did you feel like that for?

Base: All children aged 11-16 who use the internet and have been bothered after meeting an online contact offline in the past 12 months.

11-16 year old children were asked about how they coped with online risks that bothered or upset them. The results can be viewed in Table 43.

- **Every sixth Russian child aged 11-16 who have been bothered by meeting an online contact offline, hoped the problem would go away (18%).** In Europe this strategy was more

popular and was chosen by 30% of children.

- **Slightly less children tried to do something to fix things (14%).** In Europe the corresponding rate accounted for 18%.

- **Some children felt a bit guilty about what went wrong or tried to get back at the other person (each 7%), and only a few tried “to get the other person to leave them alone” (2%).**
- Every third child answered with “none of these things” (32%).

Table 43. How the child coped after going to meet an online contact offline (children aged 11+ who have been bothered by such a meeting)

	Russia	Europe
Hope the problem would go away by itself	18	30
Try to fix the problem	14	18
Feel a bit guilty about what went wrong	7	12
Try to get the other person to leave me alone	2	6
Try to get back at the other person	7	6
None of these things	32	30

QC162: The last time this happened, did you do any of these things afterwards?

Base: All children aged 11-16 who use the internet and have been bothered after meeting an online contact offline in the past 12 months.

All children who have met an online stranger offline and were bothered by the meeting were asked if they talked to anybody about what had happened. The answers are given in Table 44.

- **Every second child in our survey told about what had happened to**

someone (55%). In Europe the number of children who did so was slightly higher (62%).

- **As the main source of social support children see their friends – 45% of those children who had been bothered by an offline meeting, shared**

their experience with their peers.

Almost every sixth child talked to their parents, and as many children talked to their siblings (each 15%).

- Compared with Russia, European children are a bit less likely (35%) to talk

to their friends about the situation; although for them friends are also the main source of support. Slightly more often than children in Russia, European children talked about the situation to their parents – it was almost every third child (28%) according to the European survey.

Table 44. Who the child talked to after going to meet an online contact offline (children who have been bothered by such a meeting)

	Russia	Europe
Talked to anybody at all	55	62
My mother or father	15	28
My brother or sister	15	11
A friend	45	35
A teacher	0	6
Some one whose job it is to help children	0	2
Another adult I trust	3	10
Someone else	8	4

QC163: Thinking about [the last time you were bothered by meeting an online contact offline], did you talk to anyone about what happened? QC164: Who did you talk to?

Base: All children who use the internet and have been bothered after meeting an online contact offline in the past 12 months.

Table 45 shows whether a child did anything after going to meet an online contact offline, and how effective their coping strategies were.

- **Every fifth child who had gone to a meeting with an online stranger and**

felt upset, blocked that person (20%), and almost all children who did so found it helpful (18%).

- **Every tenth stopped using the internet for a while (12%) or deleted any messages from the person who sent**

them (13%). These strategies were found helpful by almost everyone who used them (10% and 12% respectively).

- **Only 8% of children changed their contact settings, but all mentioned that it helped to fix things. A handful reported the problem to another person or an internet advisor (2%), and found that it helped.**

- More European children used each of the strategies overall: almost every third

would delete the messages, block the person, or stop using the internet for a while. Almost every fifth changed the filter settings, and every tenth reported the problem to an internet advisor.

- Almost every second child did nothing of those things (45%), and one third of children did not find any of the strategies useful (35%).

Table 45. What the child did after going to meet an online contact offline (children who have been bothered by such a meeting)

	Russia		Europe	
	Did this	Did this and it helped	Did this	Did this and it helped
I stopped using the internet for a while	12	10	28	13
I deleted any messages from the person who sent it to me	13	12	37	23
I changed my filter/ contact settings	8	8	19	12
I blocked the person who had sent it to me	20	18	34	25
I reported the problem (e.g. clicked on a 'report abuse' button, contact an internet advisor or 'internet service provider (ISP)')	2	2	10	3
None of these	45	35	21	15
Don't know	8	8	18	14

QC165: Thinking about [the last time you were bothered by meeting an online contact offline], did you do any of these things? QC166: Which, if any, of the things you did helped you?

Base: All children who use the internet and have been bothered after meeting an online contact offline in the past 12 months.

Russian children actively use all opportunities they have online to extend their social circle and find new friends. Every second child in Russia has met new people online; every fifth one has gone to a meeting with a new online friend. The older children grow, the more likely they are to follow this pattern.

One third of all children who have met a “stranger” online, are quite active in their search for new friends on the internet: over the past year they have met five or more people this way. And the majority of these new acquaintances have no connection with the real offline social circle of the children.

Parents largely underestimate this risk, as they are only aware about every fifth face-to-face meeting with an online friend.

With that, almost every third child, who has gone to such meeting, was bothered by or disappointed about what happened. Most of these children say they told another person about going to the meeting and even took someone with them. But most of the times those were children about their age, and only 10% of children

who have had this sort of experience, told a trusted adult about going to meet an online friend. Only a handful asked the adult person to come with them.

Most children have no plan of action, if something bad happens during an offline meeting with an online acquaintance. Very few teenagers reported they tried to fix things or do something to stop any communication with the person. Half of the children sought social support, but again, mostly among their friends.

9. OTHER RISK FACTORS

Dangerous websites: content, consumers and technical risks

Years ago the first steps of equipping school environment with technological devices gave rise to multiple research on how working at a computer impacts child's physical and psychological wellbeing; although today, years later, there are more reasons for such discussions, when a significant amount of school children spend hours and hours surfing the Web. And this not only risks their sight and posture, and causes various neuromuscular disorders, but is related to seeing harmful content or being exposed to ill-intentioned others, which can lead to sudden and serious physical and psychological problems.

The internet made available certain types of information that previously a child would only access under the influence of a “bad company” or when intentionally searched for. We are talking about websites with pro-anorexic, self-harm and drug-taking content, as well as sites with suicidal or hate information. Children and teenagers are most vulnerable to information of this kind due to their sensitivity, lack of life experience, low self-esteem and susceptibility to the negative influence of other people (Soldatova, Lebesheva, 2011). Advice and recommendations given on such sites increase the risk for children to be

physically hurt. Sometimes these sources can put at risk their life.

9.1. Sites with hate messages or sites that can potentially harm children's physical wellbeing

A chance to randomly encounter such websites online is relatively small, especially if compared with porno sites, which are highly visible and can unexpectedly pop up on a user's screen. However, it is enough to simply look up on Yandex, Google or any other search engine, how to prepare drugs at home, what ways there are to commit suicide, or how to lose weight, and one can immediately access any desirable information. Additionally, this content can be easily found on social networking sites. In groups where such unsafe topics are discussed, there always are some experienced users “in the know”, who can instruct a newcomer and make them consciously or subconsciously interested. An important part here plays contextual advertising. Online advertisement professionals and systems, based on a user's search requests, messages and emails, define their prime interests and target potentially dangerous content via browser, SNS and email service advertising. Thus, a mere curiosity can bring a child on websites, which he/she would never know about otherwise.

Do Russian school children visit such websites? In order to find out, we asked older children (11-16 years old) the

following question: “*In the past 12 months have you seen websites where people discuss...*”. Table 46 shows their replies.

- **46% of children aged 11-16 have encountered websites, potentially harmful for their physical health and wellbeing, as well as sites with violent and racial hatred messages.**
- **About one third of children aged 11-12 have encountered such websites, and already every second child aged 13-16 have seen them.**
- **29% of children have come across websites that contain hate messages that attack other people, people of another**

race, websites with content that victimises animals or those who are weak.

- **28% of children visit websites about losing weight, which can become a cause of such disorders as anorexia and bulimia.**
- **14% of children are exposed to websites that contain information about physically harming or hurting themselves or other people, 13% have gone to drug-related websites, 11% of children have gone to sources that discuss committing suicide.**

Table 46. Children have seen potentially harmful usergenerated content on websites

%	Age			All %
	11-12	13-14	15-16	
Hate messages	17	33	33	29
Ways to be very thin	18	30	32	28
Ways of physically harming or hurting themselves	11	14	14	14
Talk about or share their experience of taking drugs	7	15	15	13
Ways of committing suicide	10	10	12	11
Has seen any such material on websites	33	50	50	46

QC142: In the past 12 months, have you seen websites where people discuss...?

Base: All children aged 11-16 who use the internet.

Table 47 shows children who have seen harmful content, broken down by age and gender.

- **There is no particular difference by gender in how often 11-13 boys and girls see potentially harmful content online (37% and 34% respectively). However,**

14-16 year old girls are more likely than boys of this age to visit dangerous websites (58% vs. 46%). This gap can be explained by the fact that older teenage girls get increasingly interested in websites where they find information on diets and various ways to lose

weight (compare 22% of 11-13 year old girls vs. 43% of 14-16 year old ones).

- Boys of both age groups see websites with hate messages more often

than girls do, and 11-13 year old boys are 5 times as likely as girls to visit websites with drug-related content (15% vs. 3% respectively).

Table 47. Children have seen potentially harmful usergenerated content on websites, by gender and age

%	Age				All %
	11-13		14-16		
	boys	girls	boys	Girls	
Hate messages	22	18	37	33	29
Ways to be very thin	16	22	20	43	28
Ways of physically harming or hurting themselves	12	9	17	15	14
Talk about or share their experience of taking drugs	15	3	18	15	13
Ways of committing suicide	9	7	13	13	11
Has seen any such material on websites	37	34	46	58	46

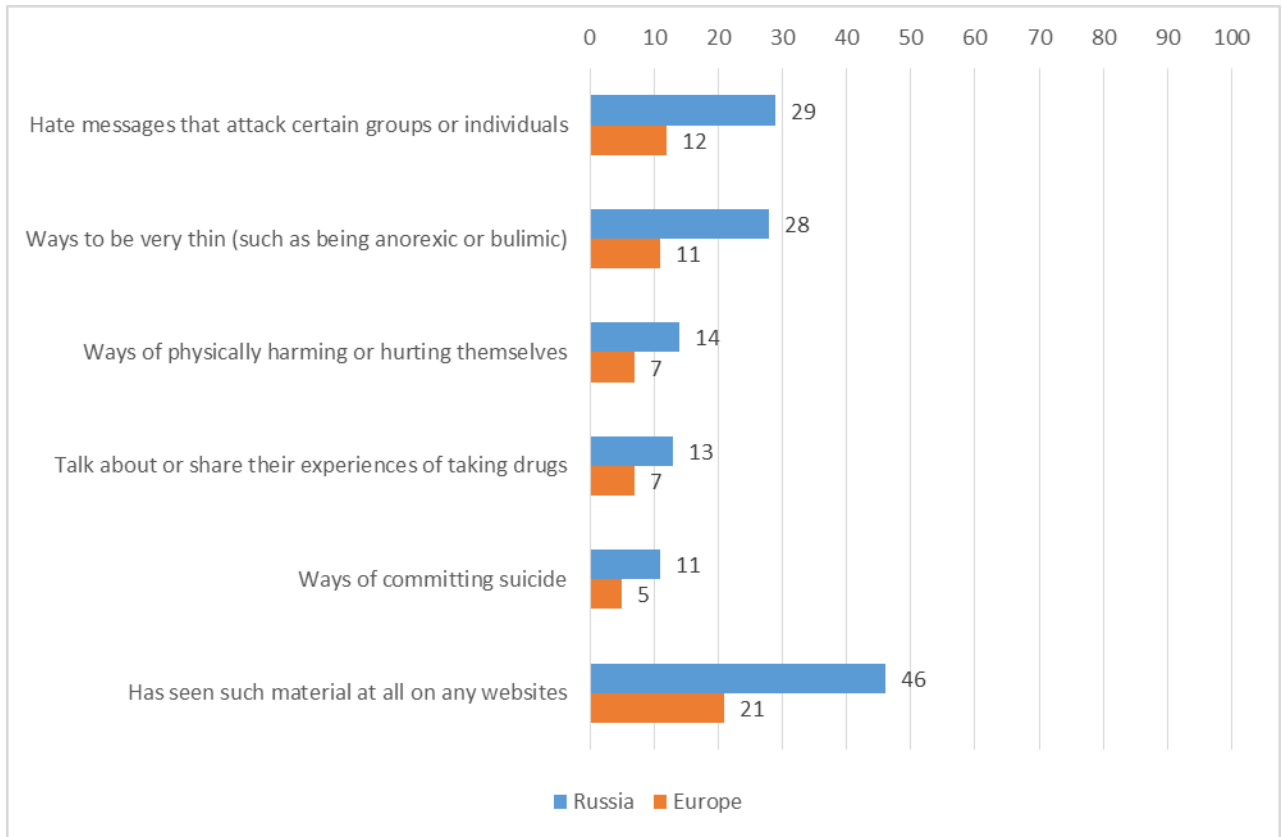
QC142: In the past 12 months, have you seen websites where people discuss...?

Base: All children aged 11-16 who use the internet.

- Both in Russia and in Europe encountering sites with hate messages and other harmful sites increases with age. Although in Russia the percentage of

children who have seen such sites is twice as high as in European countries: 46% vs. 21% (Figure 72).

Figure 83. Child has seen potentially harmful usergenerated content on websites in past 12 months (age 11+)



QC142: In the past 12 months, have you seen websites where people discuss...?

Base: All children aged 11-16 who use the internet.

9.2. Have you been cheated on the internet?

Personal data misuse has become one of the major online threats as the internet keeps rapidly developing as a new consumption area. To find out whether children in Russia have become victims of personal data misuse online, we asked children aged 11-16 the following question: *“In the past 12 months has any of the following happened to you on the internet?”* Table 48 shows the replies to the question we have received.

- **Every fourth surveyed child (26%) has experienced personal data misuse. In most cases, someone was using a child's password (18%), or misusing their personal information (12), followed by losing money by being cheated (6%).**
- **Those aged 13-14 were most likely to become victims of somebody, who used their personal information in the way they did not like, for example, by mocking them (14%). With that, more often somebody has stolen online password pursuing the same goal from children aged 15-16 (21%).**

Table 48. Child has been cheated or experienced personal information misuse on the internet

%	Age			All %
	11-12	13-14	15-16	
Somebody used my password or accessed my information to pretend to be me	17	16	21	18
Somebody used my personal information in a way I didn't like	10	14	11	12
I lost money by being cheated on the internet	5	7	6	6
Has seen any such materials at all on websites	23	28	27	26

QC143: In the past 12 months, has any of the following happened to you on the internet?

Base: All children aged 11-16 who use the internet

The following results were received after comparing children who have experienced cheating or personal information misuse, by age and gender (Table 49):

Among older children (aged 14-16) girls were more likely to have had their personal information misused online than boys (30% of girls and 25% of boys).

- Children aged 11-13, both boys and girls, equally often have experienced misuse of personal data (24%).

Table 49. Child has experienced misuse of personal data on the internet, by age and gender

%	Age				All %
	11-13		14-16		
	boys	girls	boys	girls	
Somebody used my password to access my information or to pretend to be me	15	19	16	20	18
Somebody used my information in a way I didn't like	12	8	14	11	11
I lost money by being cheated on the internet	5	5	5	8	6
Has seen any such materials at all on websites	24	24	25	30	26

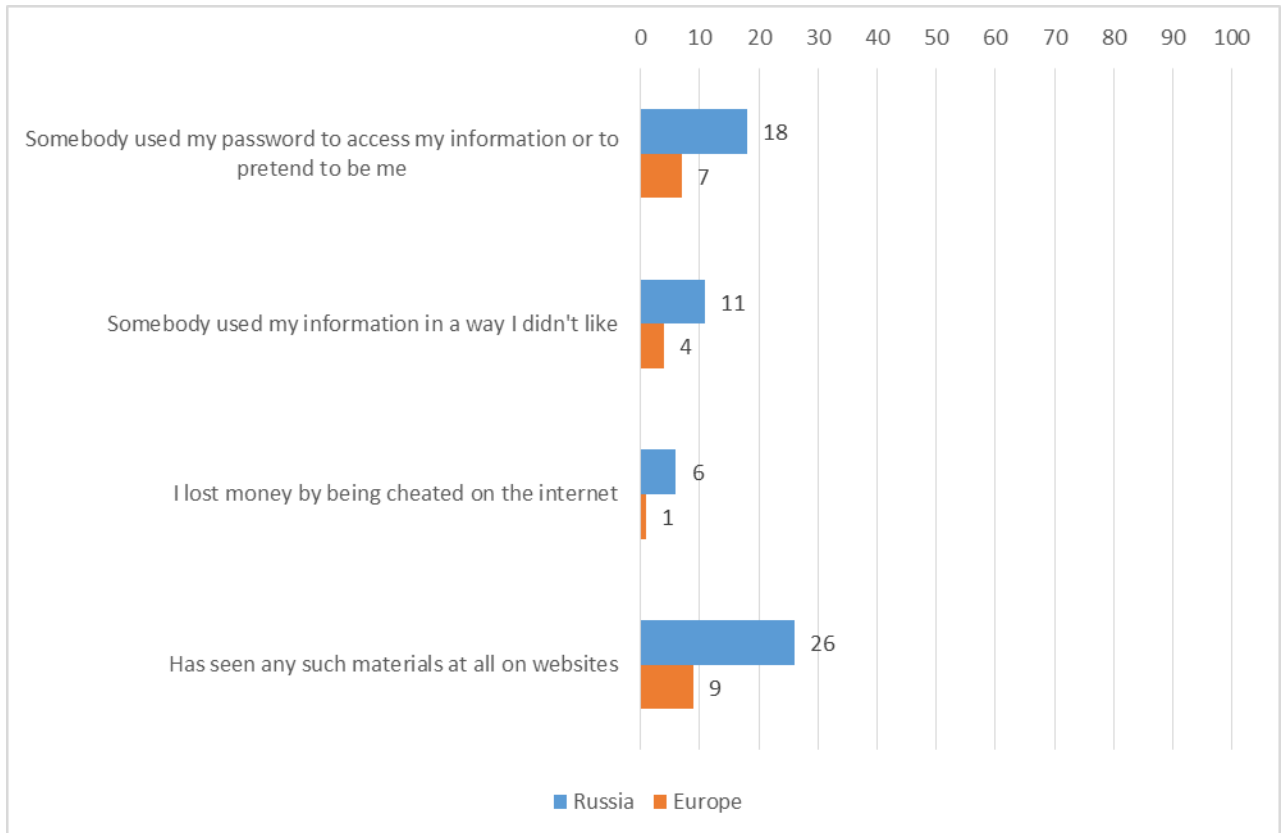
QC143: In the past 12 months, has any of the following happened to you on the internet?

Base: All children aged 11-16 who use the internet

- In Russia and in European countries most common types of personal information misuse are when somebody used child's password and personal information. Losing money by

being cheated on the internet was less common. However, children in Russia have experienced this type of privacy abuse three times more often than their European peers (Figure 84).

Figure 84. Child has experienced misuse of personal data on the internet

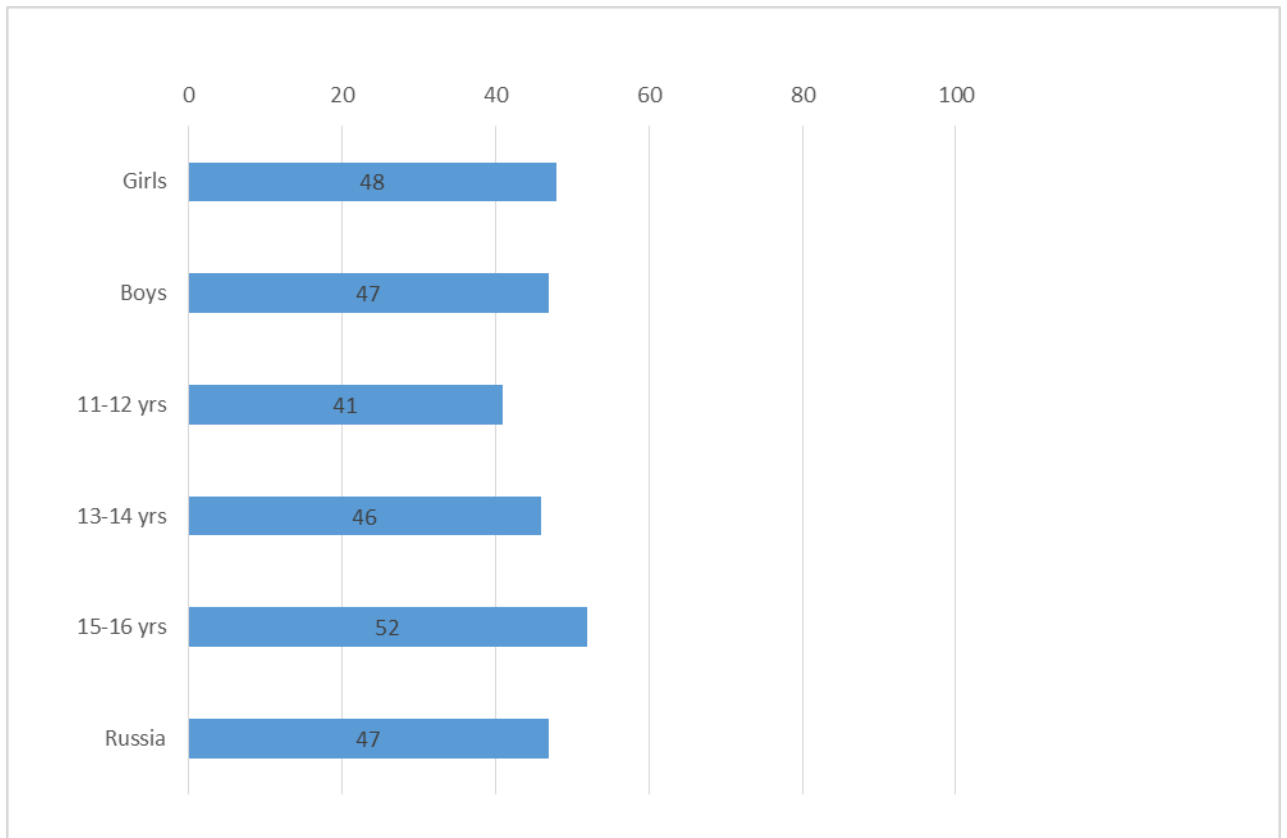


QC143: In the past 12 months, has any of the following happened to you on the internet?

Base: All children aged 11-16 who use the internet

Within this section children were also asked whether they have encountered online viruses (Figure 85).

Figure 85. Child has encountered online viruses



QC143: In the past 12 months, has any of the following happened to you on the internet? The computer got a virus
Base: All children aged 11-16 who use the internet

- About half of Russian children (47%) have encountered online viruses while using the internet.
- No gender differences in dealing with online viruses are marked.
- There are some age differences, with older children more often reporting that their computer has been attacked by a virus (from 41% of 11-12 year olds to 52% of 15-16 year olds).

9.3. Parental awareness

Parents were asked the same question about whether they are aware when their child encounters dangerous sites that might harm their health, sites with hate content, or when their child is cheated on the internet or experiences personal data misuse. Parents' and children's accounts are compared in Figures 86 and 87.

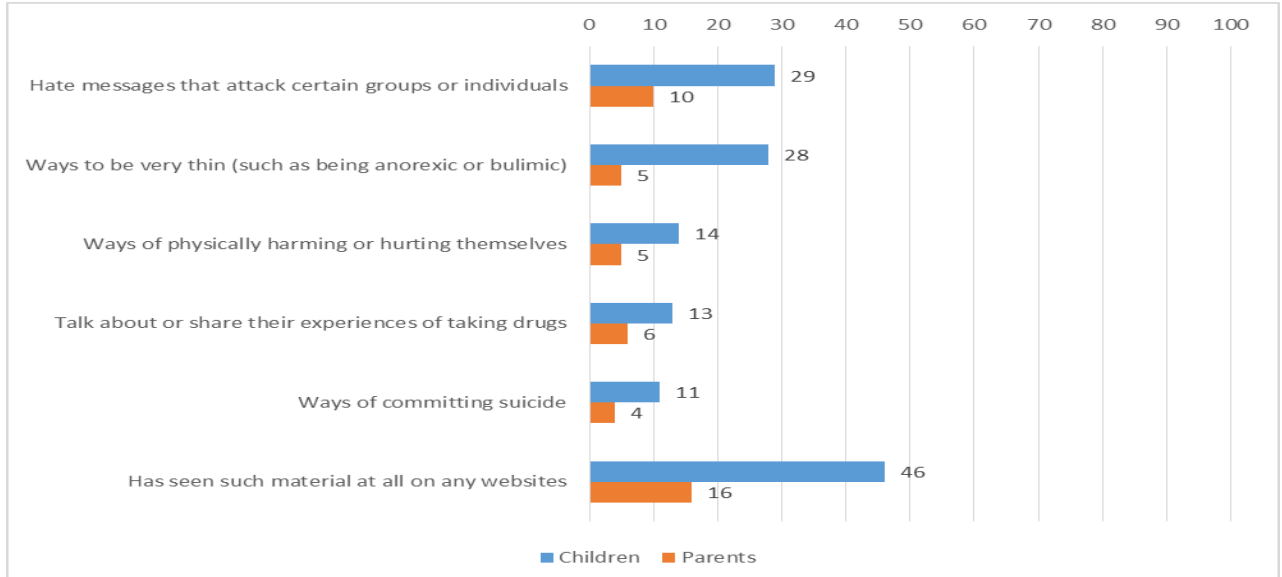
- **Children three times more often than their parents report about encountering hate and harmful content online. There were 46% of children who reported this and only 16% of**

their parents who said they know about it.

- The gap is more significant when it comes to websites about losing weight. Such sites are very popular among children, and their parents seem to be completely unaware of it – 6 times more children than parents reported that children have seen such content online.
- **Parents are more aware about their children having been cheated on the internet or about their personal information to have been misused, than they are about children having seen dangerous or hate content.** Relating to the latter, children and parents estimate the risk equally high.

- Parents were more likely than children to report that their children have lost money online by being cheated. Perhaps, those parents themselves are active users of online payment systems, and that allows them to realistically estimate any risk related to online transactions. Children, not having their own money, most likely use their parents' bank cards to pay for various services on the internet. Losing their parents' money can shock or scare children, to the extent that they will try to conceal it.

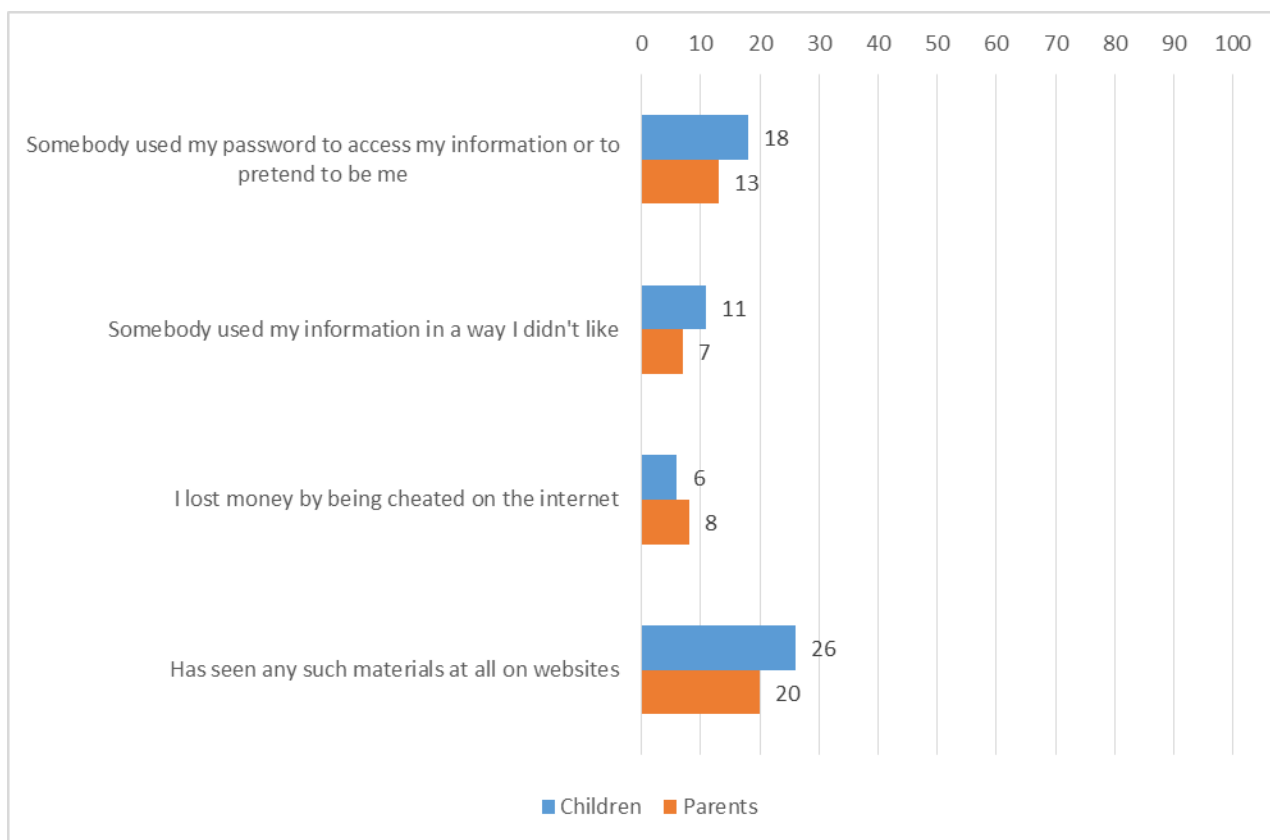
Figure 86. Parents' accounts of whether child has seen potentially harmful usergenerated content on websites



QC142: In the past 12 months, have you seen websites where people discuss...? QP236 As far as you are aware, in the past year, has your child seen a website with any of these things are discussed or encouraged? Do not include sites with positive health or educational advice, just tell us about sites which seem to encourage or help people do these types of damaging things...

Base: All children aged 11-16 who use the internet and one of their parents.

Figure 87. Parents' accounts of whether child has experienced misuse of personal data on the internet



QC143: In the past 12 months, has any of the following happened to you on the internet? QP237: As far as you are aware, in the past year, which of the things on this card, if any, have happened to your child on the internet?

Base: All children aged 11-16 who use the internet, and on of their parents

10. MEDIATION

A wise man once said that a safer ship is a ship brought onto land. The internet with its risks and threats has become a big part of children's everyday life. The new elementary school standards envision every child to have computer access, and acquire a certain level of proficiency in using the internet. Staying on the safe shore can no longer be an option - everyone should be taught to swim, to set up buoys. The safeguards should be instructed too. So, what roles do parents and teachers play in this? Do they manage to limit online risks and help their children to cope with online difficulties without limiting their opportunities and interests?

In the EU Kids Online survey children were asked about several types of mediation as practiced by parents, teachers, and peers. Children were not only asked about how these groups of adults participate in their internet use, but also whether they feel help and support on their behalf, and in what cases, if yes. As a result, four types of mediation have been distinguished: from parents (co-use, active mediation, restrictive mediation, monitoring and technical mediation), from teachers, from peers, and mediation received from other sources.

10.1. Parents

Mediation in the context “child – internet” is understood as various strategies of support and coordination of the teenagers' and children's internet use. In the European survey, there have been identified five possible parental mediation types.

1. Active mediation of the child's internet use – the parent is present nearby and encouraging the child's internet activity.
2. Active mediation of the child's internet safety – the parent guides the child in using the internet safely, gives advice on what to do in case of difficulty.
3. Restrictive mediation – the parent sets rules that restrict the child's internet use.
4. Monitoring – the parent checks available records of websites, contacts, messages or profiles visited by the child.
5. Technical mediation – the parent uses software or parental controls to filter, restrict or monitor the child's internet use.

Russian survey results are somewhat different from the ones received in Europe (Soldatova, Rasskazova, 2012, 2013). First of all, they relate to the technical means of control. Using technical tools to control a child's internet use is something relatively recent in Russia. A lot of parents not only underestimate online risks, but are unaware of special supporting tools, such

as parental controls programmes. In most cases parents control only the time spent by the child online, but not what they do while online. Second, statistically speaking, we were unable to distinguish between “co-use” (when the parent is present during the child’s internet use) and “active mediation”. There are 4 aspects of “co-use” in the European research, with two pertaining to sharing online activity, and two for parents observing and monitoring the child’s internet activity. It is easy to assume that being present and participating refer to two different things, as one can be present to control or only because of circumstances (for example, when the family lives in a one bedroom flat). In the next section we will try to account for these specifics.

10.1.1. Active mediation of the internet use

Table 50 shows whether active mediation of the internet use is popular in Russia.

- **Less than half of Russian parents are involved in their children’s internet activities.** However, a lot of parents try to talk to their children about what they do on the internet (58%), or encourage them to explore and learn things on the internet on their own (40%). Every fourth parent tries to do shared activities together with

the child on the internet (27%), every fifth parent tries to monitor (19%). **The reason for such low numbers can be parents being busy, unaware of internet risks, or ill-equipped to understand the internet. As a result, the child explores the internet independently and with no support.** Noteworthy to mention that all forms of active mediation, except for encouraging the child to explore and learn things on the internet, are more characteristic of European parents than of Russian ones.

- There are quite significant differences in parental mediation depending on a child’s gender and age. Both with

girls and boys of all ages, parents talk equally often about the internet and encourage them to explore and learn new things online. However, we have noticed some differences by other variables. For example, parents of boys more often sit next to or stay nearby when their children use the internet, as well as do shared online activities together with their child. 9-12 year old girls use the internet with their parents present, much more rarely than boys. The older the children, the less explicit are these gender differences. **Boys, of all ages, more often than girls do shared activities on the internet with their parents.** There have been revealed no gender differences in the European survey, but in Europe the older children grow, the less their parents actively mediate their internet activities.

- **Active mediation by Russian parents does not decrease with child's age, unlike in Europe.** It is possible that in Europe, where internet safety and the internet use become part of parental mediation relatively early, by the age of 15-16 the need for constant mediation

gets less relevant. This is what has yet to be accomplished in Russia.

Table 50. Parent's active mediation of the child's internet use, according to child

Your parents / one of your parents sometimes...	9-12 years		13-16 years			
	Boys	Girls	Boys	Girls	Russia	Europe
Talk to you about what you do on the internet	62	57	58	55	58	70
Sit with you when you use the internet (observing your activities but not sharing them)	28	22	17	13	19	58
Stay nearby when you use the internet	40	26	36	30	33	47
Encourage you to explore and learn things on the internet on your own	42	39	38	42	40	44
Do shared activities together with you on the internet	36	19	35	22	27	42

QC327: Does your parent / do either of your parents sometimes... (Multiple responses allowed)

Base: All children who use the internet.

It is well known, that children and parents can have different perspectives on the same things. Further we will take a look at the extent of such disagreements in their accounts (Figure 88, Table.51).

- **More than 20% of children and parents disagree about parental**

mediation of children's internet activity. In 12-18% of cases (depending on the question) parents say that they participate in their child's online activities, but children do not feel the same way. We are not sure about what causes such "wrong" perception, but in any event it highlights an important fact:

children may “not see” parental intervention. In only 9-15% of cases children report that their parents participate in their internet use, although the parents disagree with that low number. Similar to the data across European countries, these differences are often related to the child denying parental

mediation, and the parent(s) confirming that, on the contrary, it does take place. In this case it is rather hard to say who is right and who is wrong. But it is clear that parental answers cannot be used as predictors of children’s answers, and vice versa.

Table 51. Parent’s active mediation of the child’s internet use, according to child and parent

	Child: no		Child: yes	
	Parent: no	Parent: yes	Parent: no	Parent: yes
Talk to you about what you do on the internet	24	18	13	45
Sit with you while you use the internet	69	12	9	10
Stay nearby when you use the internet	54	14	14	19
Encourage you to explore and learn things on the internet on your own	43	16	15	25
Do shared activities together with you on the internet	59	13	10	17

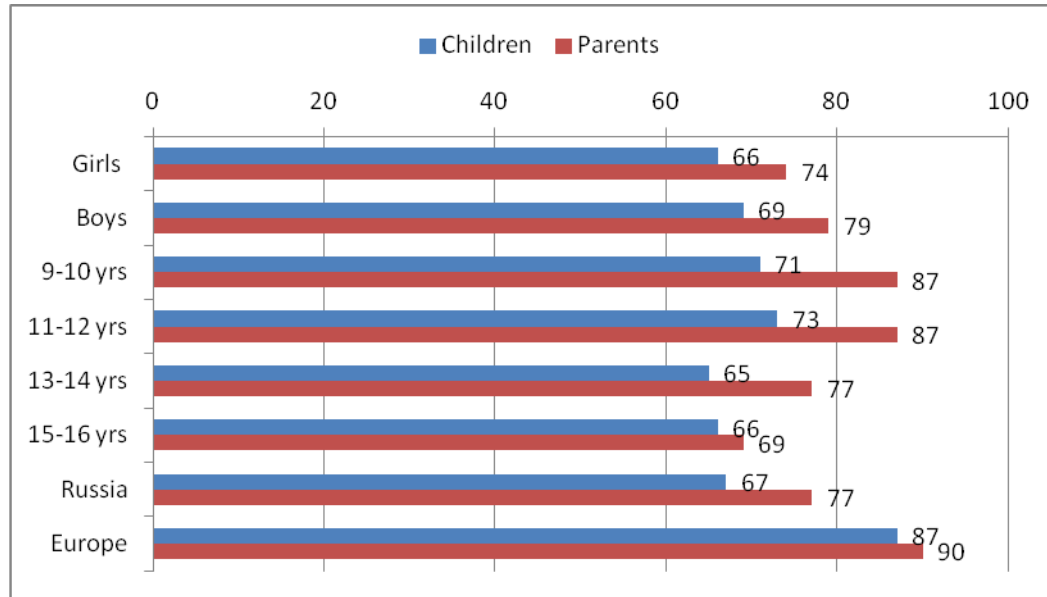
QC327 and QP220: Does your parent/do either of your parents sometimes [which of the following things, if any do you (or your partner/other carer) sometimes do with your child]...

Base: All children who use the internet and one of their parents

- Boys and girls equally often admit that their parents actively mediate their internet use (69% and 65% respectively).
- The older the child, the less parental mediation he/she receives. **Older children tend to notice any parental mediation directed at their internet use practices, less often.**

- There are notable differences between the accounts of parents and younger children. Parents claim that they mediate their child’s internet use, when the child does not acknowledge that. It differs from data received around Europe, where parents and children gave very similar replies.

Figure 88. Parent's active mediation of the child's internet use, according to child and parent



QC327 and QP220: Does your parent/do either of your parents sometimes [which of the following things, if any do you (or your partner/other carer) sometimes do with your child]...

Base: All children who use the internet and one of their parents.

The extent to which parents mediate their child's internet activity significantly differs depending on the region of Russia (Figure 89).

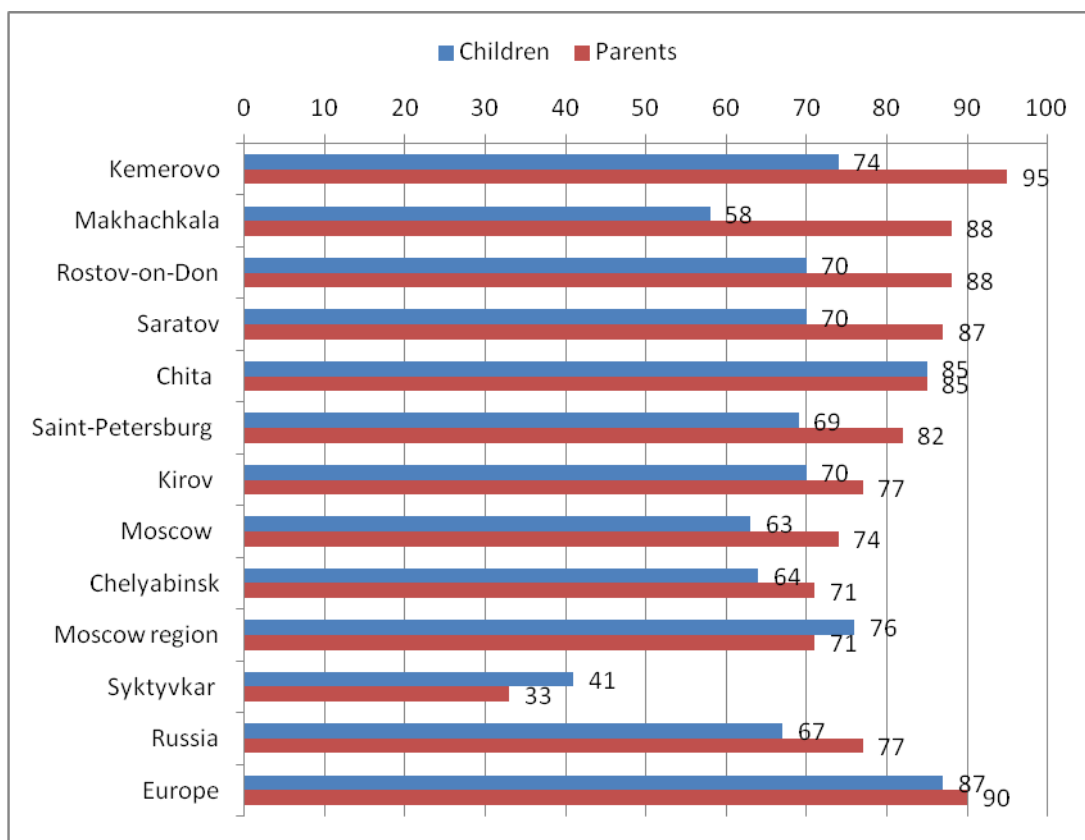
- If to compare parents' accounts, the highest mediation activity was claimed by parents from Kemerovo (95%), Makhachkala (88%), Rostov-on-Don (88%), Saratov (87%) and Chita (85%), and the lowest by parents from Syktyvkar (33%), the Moscow region (71%) and Chelyabinsk (71%). The rate in Syktyvkar is twice as low as in other regions of the country. According to children, parents are most active in Chita (85%) and the Moscow region (76%).

- Overall, parents in Russia show less mediation activity than in Europe (77% of parents and 67% of children in

Russia claim parents to be active mediators vs. 90% and 87% in Europe, respectively).

- Interestingly, in many regions parents and children report differently on similar aspects. Even in the regions where 100% of parents claim to actively mediate their child's internet activity, less than 74% of children report the same. It is possible, that either parents overestimate the extent to which they participate, or children underestimate their participation.

Figure 89. Parent's active mediation of the child's internet use, according to child and parent, by region



QC327 and QP220: Does your parent / do either of your parents sometimes [which of the following things, if any do you (or your partner/other carer) sometimes do with your child]...

Base: All children who use the internet and one of their parents.

10.1.2. Parent's active mediation of the child's internet safety

Parents not only can share online activities with their children, but also advise on the best internet use practices (Table 52).

Over half of Russian parents help their children when something is difficult to do or find (53%), almost half of parents explain, why websites are good or bad (45%). A bit less often parents suggested

ways to use the internet or overcome difficulties (39%). In all categories European parents are ahead of Russian parents when it comes to helping and supporting the child.

- **Younger children receive more parental support when they face difficulties on the internet.** Parents more often explain to younger children why websites are good or bad and give advice. Quite a small percentage of parents, regardless the child's age, helped their children in the past or suggested ways to

deal with things that might bother them on the internet (21-29%).

- Boys and girls seem to receive equal guidance from their parents.

- The same tendencies take place around Europe.

Table 52. Parent's active mediation of the child's internet safety, according to child

% who say, that their parents have ...	9-12 years		13-16 years		Russia	Europe
	Boys	Girls	Boys	Girls		
Helped you when something is difficult to do or find on the internet	67%	70%	35%	47%	53%	66%
Explained why some websites are good or bad	58%	50%	38%	39%	45%	68%
Suggested ways to use the internet safely	46%	44%	32%	35%	39%	63%
Suggested ways to behave towards other people on the internet	32%	40%	26%	31%	32%	56%
Helped you in the past when something has bothered you on the internet	29%	29%	24%	26%	27%	36%
Talked to you about what to do when something on the internet bothered you	27%	24%	21%	24%	24%	52%

QC329 Has your parent / have either of your parents ever done the following things with you... (Multiple responses allowed)

Base: All children who use the internet.

Parents and children not always have provided similar replies (Table 53, Figure 90).

- **In 15-20% of cases parents claim to help their child, although the child does not seem to acknowledge this fact. In 8-12% of cases the situation is**

opposite: children claim that parents help them, but now parents deny this fact.

- All in all, the discrepancy rate is similar in Europe and Russia: in both regions parents and children give opposite answers with similar frequency.

Table 53. Parent's active mediation of the child's internet safety, according to child and parent

	Child: no		Child: yes	
	Parent: no	Parent: yes	Parent: no	Parent: yes
Helped you when something is difficult to do or find on the internet	32	15	10	44
Explained why some websites are good or bad	36	18	8	38
Suggested ways to use the internet safely	41	20	10	29
Suggested ways to behave towards other people on the internet	50	18	10	22
Helped you in the past when something has bothered you on the internet	54	15	12	18
Talked to you about what to do when something on the internet bothered you	54	18	12	16

QC329 and QP222: Has your parent/either of your parents [have you] ever done any of these things with you [your child]?

Base: All children who use the internet and one of their parents.

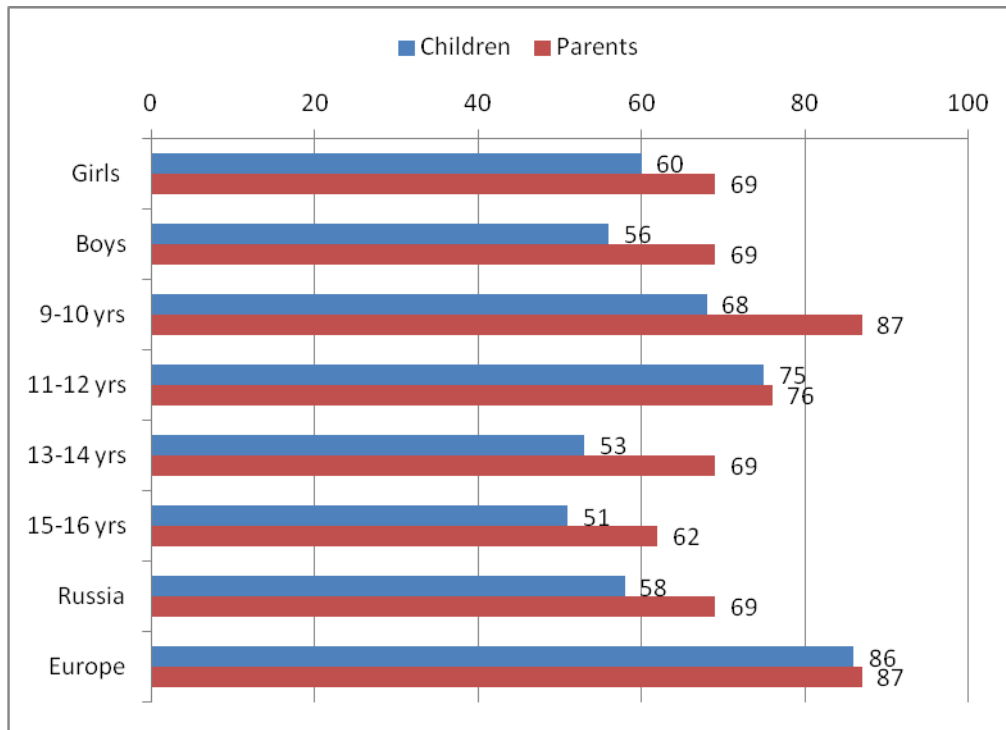
- **Older children and their parents report about less internet safety mediation.** Notably, in Europe parental mediation in terms of internet safety remains the same regardless the age of children. It seems that Russian parents and children believe that the older the child, the less mediation of the child's internet safety is required, whereas parents and children in Europe think otherwise.

- There is no gender difference regarding parental mediation of the

child's internet safety, according to both children's and parents' accounts.

- In Russia parents and children largely disagree with each other on whether or not safety mediation is occurring (69% of parents and only 58% of children think it is). In Europe parents and children almost fully agree on the same point (87% of parents and 86% of children).

Figure 90. Parent's active mediation of the child's internet safety, according to child and parent



QC329 and QP222: Has your parent/either of your parents [have you] ever done any of these things with you [your child]?

Base: All children who use the internet and one of their parents.

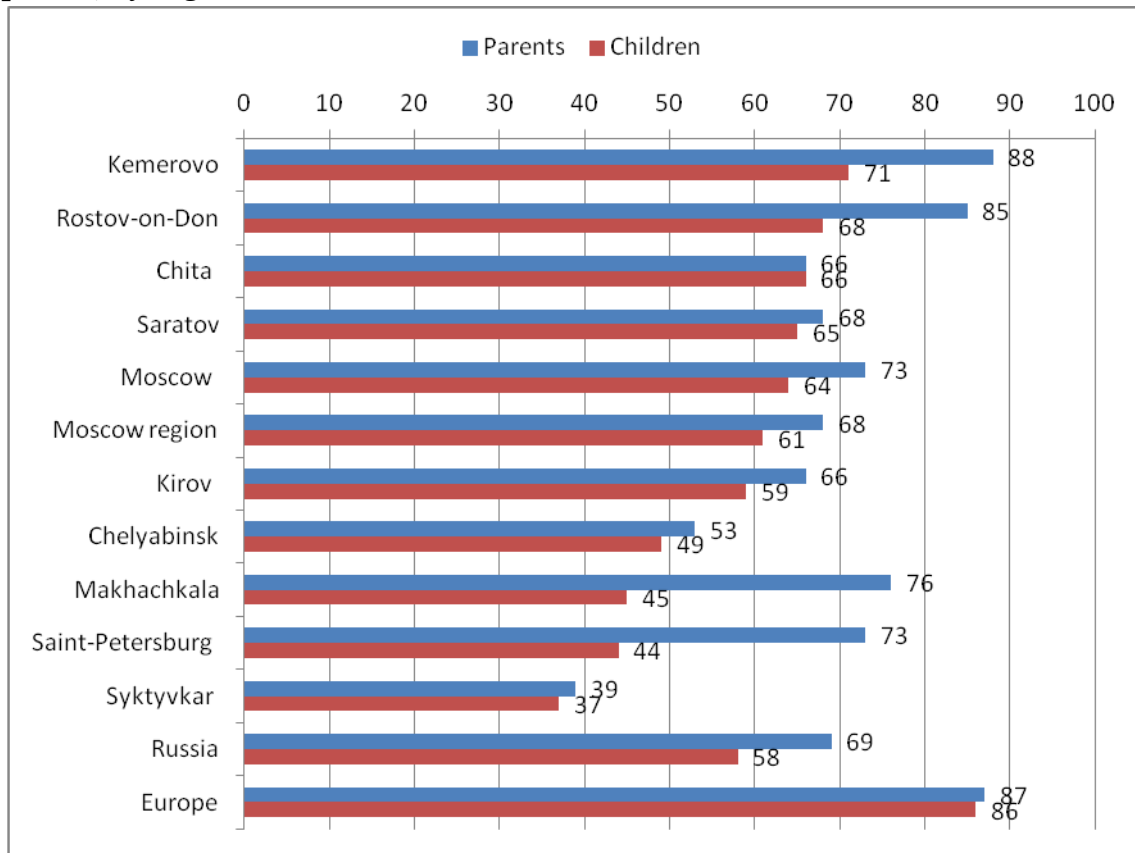
There are some differences across Russia's regions in terms of the child's internet safety mediation (Figure 91).

- According to parents, the most active parental safety mediation takes place in Kemerovo (88%), Rostov-on-Don (85%), and the least active in Chelyabinsk (53%) and Syktyvkar (39%). According to children, most active mediators are parents in Makhachkala (45%), Saint-Petersburg (44%) and Syktyvkar (37%). In most Russian

regions the numbers are lower than across Europe.

- Children give quite different replies overall. **Across all Russian regions not more than 69% of children claim that their parents participate in their internet use, with the number being significantly lower than in most European countries.** It is hard to say what causes such discrepancies in replies: either children underestimate their parents' influence on them, or it only seems to parents that they really help.

Figure 91. Parent's active mediation of the child's internet safety, according to child and parent, by region



QC329 and QP222: Has your parent/either of your parents [have you] ever done any of these things with you [your child]?

Base: All children who use the internet.

10.1.3. Parents' rules and restrictions

The internet often becomes a place where no one controls child's activities. This makes the web more attractive to children, from one side, but increases potential dangers, from the other. Sections called "Restrictive mediation" and "Monitoring" follow those in the European survey classification.

10.1.3.1. Restrictive mediation

Children indicated what their parents let them do on the internet, whenever they want to (Table 54).

- **Russian parents tend to quite rarely control their child's activities on the internet – less than 25% of parents limit their child using ICQ and instant messaging (17%), uploading music, photos or videos (22%), watching video clips (23%), having their own social networking profiles (16%).** The only

restriction pertains to giving out personal information to others on the internet – about 40% of parents restrict this activity to various degrees.

- If compared with the European figures, Russian parents apply almost no control over their child's internet use. **Giving out personal information on the internet is the most regulated activity, both in Russia and in Europe (39%).** Unfortunately, the same category remains the most vague one, as it is not quite clear how exactly parents can regulate this aspect. If we remember that all other internet activities seem to be barely regulated by parents, we can assume that the child's "yes" to the personal information question does not reflect a real restriction, but rather what children might consider being wrong from the point of view of their parents. In all other categories Russian parents tend to control their children much less than it is the case in Europe. The difference is the greatest

in regards to giving out personal information (46% of difference) and uploading music, video and photos (40% of difference).

Do these differences depend on the child's gender, age or their parent's education? Parents restrict boys more frequently than girls, although the difference is insignificant. **And when it comes to age groups, the difference becomes more vivid: parents mediate younger children much more often, than 13-16 year old teenagers.** The same tendency reveals itself in the European research: parents of older children restrict their internet use less. Although in Europe, parents' restrictive mediation even of 13-16 year olds is more active than in Russia. Thus, 20-22% of European parents do not let children use instant messaging whenever they want, whereas in Russia only 8% of parents restrict their child's internet use.

Table 54. Parents' restrictive mediation of the child's internet use, according to child

% who say that rules apply about whether they can...	9-12 years		13-16 years		Russia	Europe
	Boys	Girls	Boys	Girls		
Use instant messaging and ICQ	35	30	8	8	17	38
Download music or films on the internet	43	36	9	9	22	57
Watch video clips on the internet	44	36	12	10	23	39
Have your own social networking profile	31	22	9	9	16	47
Give out personal information to others on the internet	61	54	26	27	39	85
Upload photos, videos and music to share with others	47	34	14	10	23	63

QC328: For each of these things, please tell me if your parents CURRENTLY let you do them whenever you want, or let you do them but only with your parent's permission or supervision, or NEVER let you do them.

Note: The latter two options are combined to calculate the percentage for whom rules or restrictions apply.

Base: All children who use the internet.

What is the gap between children's and parents' answers regarding the restrictive mediation of the internet use? The answers are shown in Table 55 and Figure 92.

- Most of children and parents admit that there are no restrictions applied to the child's internet use. However, there are slight differences when it comes to describing the character of parental restrictive mediation: **5% to 16% of parents and children reply differently to questions about parental control. The gap takes place when the parent**

claims he/she restricts the child's internet use, but the child disagrees with that. It looks like in such cases parents might not be in the know about what activities their child performs online and with what purpose; or their restrictions might be unclear to the child.

Our numbers are similar to those received within the European survey, although there more parents believe that they do not restrict their children's activity, when the latter think otherwise. In Russia, situations like this occur almost twice as rarely (about 10% in Europe and 5-6% in Russia).

Table 55. Parents' restrictive mediation of the child's internet use, according to child and parent

	Child: no		Child: yes	
	Parent: no	Parent: yes	Parent: no	Parent: yes
Use instant messaging and ICQ	76	7	5	11
Download music or films on the internet	69	11	6	15
Watch video clips on the internet	66	11	5	18
Have your own social networking profile	76	5	9	10
Give out personal information to others on the internet	46	16	5	32
Upload photos, videos and music to share with others	66	12	5	17

QC328 and QP221: For each of these things, please tell me if your parents CURRENTLY let you [your child is allowed to] do them whenever you want, or let you do them but only with your parent's permission or supervision, or NEVER let you do them.

Note: The latter two options are combined to calculate the percentage for whom rules or restrictions apply.

Base: All children who use the internet and one of their parents.

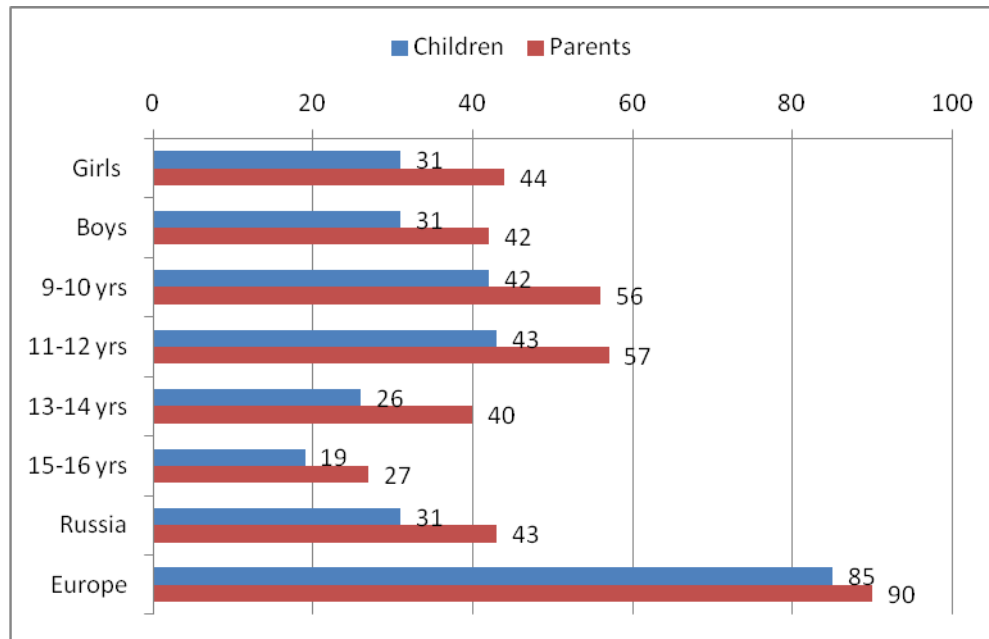
- Parents of both boys and girls apply restrictions on the internet use quite rarely: **only every second parent of 9-12 year old apply some restrictions.** Our data is different from the European results, which reveal restrictive mediation taking place in the majority of cases.

- There are no gender differences in getting restricted by parents, and there is a decline in restrictive mediation with children growing up. Both in Russia and Europe these results look similar, and **nonetheless quite a lot of European parents tend to restrict their 15-16 year**

old children in terms of their internet activity (78% vs. 27% in Russia).

- Regardless age and gender, parents and children disagree a lot. It is possible that children either do not notice parental restrictive mediation or do not follow the applied rules.

Figure 92. Parents' restrictive mediation of the child's internet use, according to child and parent



QC328 and QP221: Whether your parents let you [your child is allowed to] do this all of the time, only with permission/supervision or never allowed.

Note: The latter two options are combined to calculate the percentage for whom rules or restrictions apply.

Base: All children who use the internet and one of their parents.

Figure 93 shows regional differences in parental restrictive mediation.

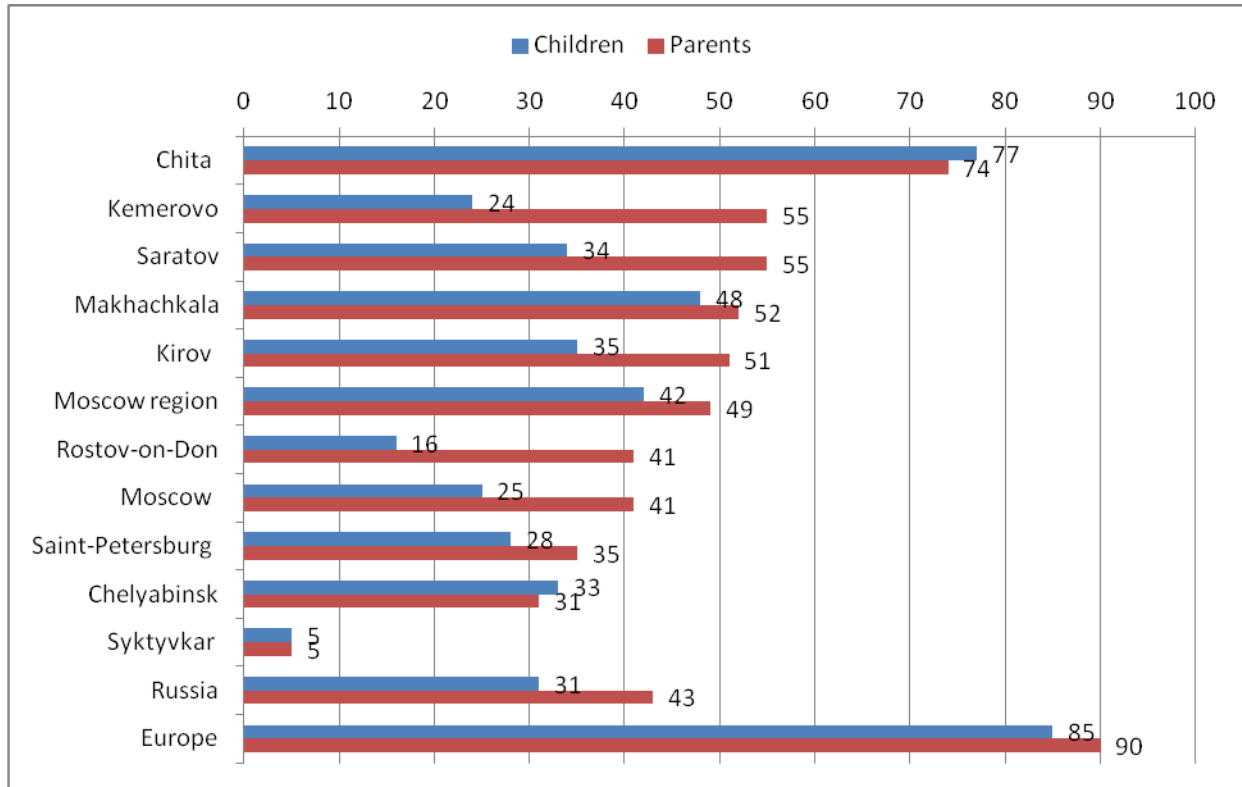
- **Regional differences in Russia are more significant than data gaps between European countries.** Thus, we have 5% of parents applying some restrictions in Syktyvkar and 74% in Chita. Now compare it with 54% in Latvia and 93% in Portugal.

- **The Chita region leads in restrictive mediation of child's internet activity** – both children (77%) and their parents (74%) agree on this point. 55% of parents in Kemerovo and Saratov, 52% of parents in Makhachkala, 61% in Kirov

have applied restrictions of various intensity. In the rest of the regions less than half of parents report about any restrictive mediation taking place at all.

- There is a strong disagreement between parents and their children about whether the rules exist: in Kemerovo, Saratov, Kirov, Rostov-on-Don and Moscow children do not notice the restrictions which their parents claim to apply.

Figure 93. Parents' restrictive mediation of the child's internet use, according to child and parent, by region



QC328 and QP221: Whether your parents let you [your child is allowed to] do this all of the time, only with permission/supervision or never allowed.

Note: The latter two options are combined to calculate the percentage for whom rules or restrictions apply.

Base: All children who use the internet and one of their parents.

10.1.3.2. Monitoring

Table 56 shows the range of replies children of different ages and both genders gave about whether their parents monitor their internet use.

- According to children, **parents rarely check on what they do on the internet. Checking which websites children visit (20%) is the most common form of monitoring followed by checking social networking profiles (11%) and checking email messages (11%).**

- Russian parents check on their child's internet activities more rarely than do parents in Europe. This pertains to such monitoring activities as checking the child's profile on a social network or online community, email-messages or instant messaging account and visited websites, but does not pertain to the child's friends or contacts he/she adds to a social networking profile.

- There is a substantial decline in parental monitoring, as children grow older, although this is true regarding only the last point – checking on the child's friends or contacts he/she adds to a social

networking profile. There are no gender differences in whose activities are more monitored by parents. In Europe there is a similar decline in monitoring, as children grow older, although all in all European parents use the monitoring strategy more

often than parents in Russia. 40-60% of European children aged 9-12 (vs. 14-38% in Russia) get checked by their parents. The same experience 17-36% of 13-16 year olds in Europe vs. 7-22% in Russia.

Table 56. Parent's monitoring of the child's internet use, according to child

% of those who say that their parents check...	9-12 years		13-16 years		Russia	Europe
	Boys	Girls	Boys	Girls		
Which websites you visited	29%	38%	15%	22%	24%	46%
The messages in your email and instant messaging account, messages in your ICQ account	12%	14%	7%	11%	11%	25%
Your profile on a social network	26%	28%	16%	17%	20%	40%
Which friends or contacts you add to your social network profile, instant messaging account or ICQ account	20%	30%	10%	12%	16%	36%

QC330: Does your parent / do either of your parents sometimes check any of the following things?

Base: All children who use the internet at home.

From Table 57 and Figures 94 and 95 it can be seen how answers given by parents and children relate.

- Parents and children quite often disagree (in 21-30% of cases). Most frequently children claim that parents do not mediate them, whereas parents think otherwise (22%). It is rather hard to say what causes this disagreement – either

parents are mistaken when they believe that they do mediate their child's internet use, or children are unaware that the parents monitor their activities.

- Compared with Europe, more Russian school children believe that they are left with no supervision or control when using the internet (15-16% in Europe vs. 20-23% in Russia).

Table 57. Parent's monitoring of the child's internet use, according to child and parent

	Child: no		Child: yes	
	Parent: no	Parent: yes	Parent: no	Parent: yes
Which websites you visited	48	23	7	22
The messages in your email and instant messaging account, messages in your ICQ account	73	15	6	6
Your profile on a social network	56	20	10	14
Which friends or contacts you add to your social network profile, instant messaging account or ICQ account	61	19	7	13

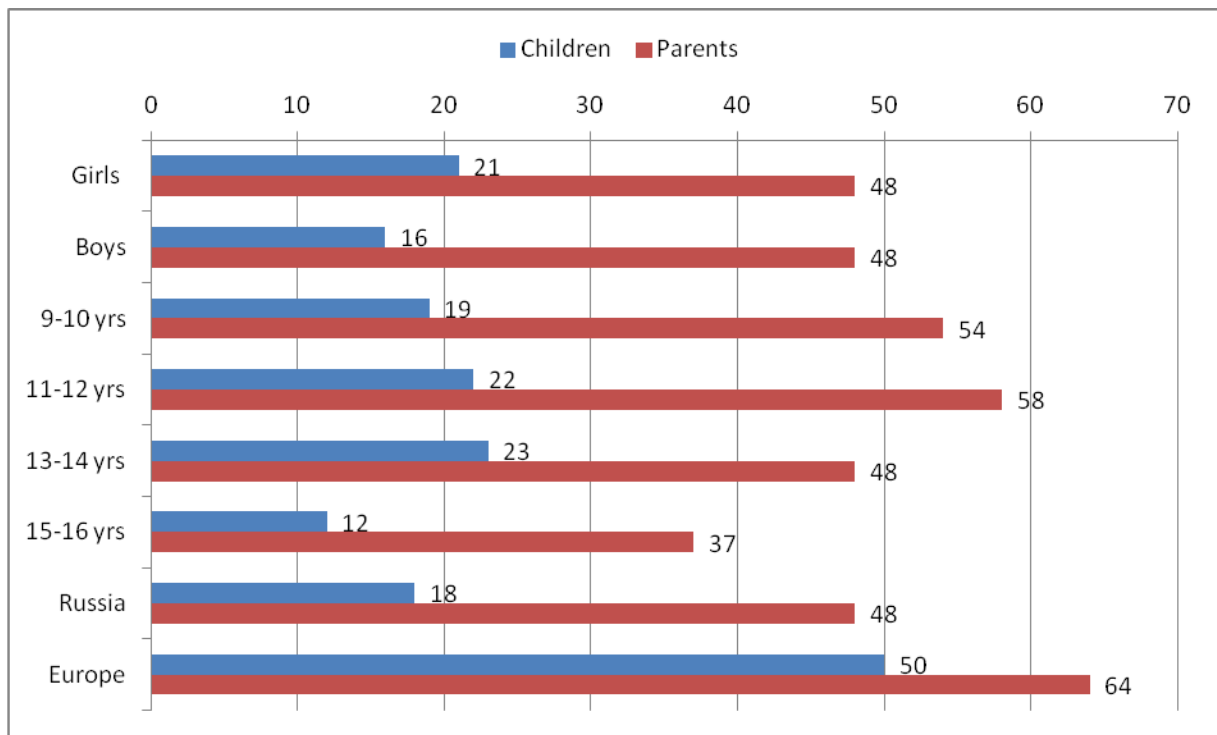
QC330 and QP223: Does your parent / do either of your parents sometimes check any of the following things?

Base: All children who use the internet at home and one of their parents.

- **In Russia, regardless the child's gender and age, it is a common case when parents are sure that they check on their child's internet activities, whereas the child thinks it does not actually happen. On average half of parents and children disagreed with each other, answering this question. Every fourth among 15-16 year olds does not notice parental monitoring to be taking place.**

- There is no gender difference in monitoring strategies pertaining to girls and boys (48%), and the monitoring activity often declines when children grow older.

Figure 94. Parent's monitoring of the child's internet use, according to child and parent



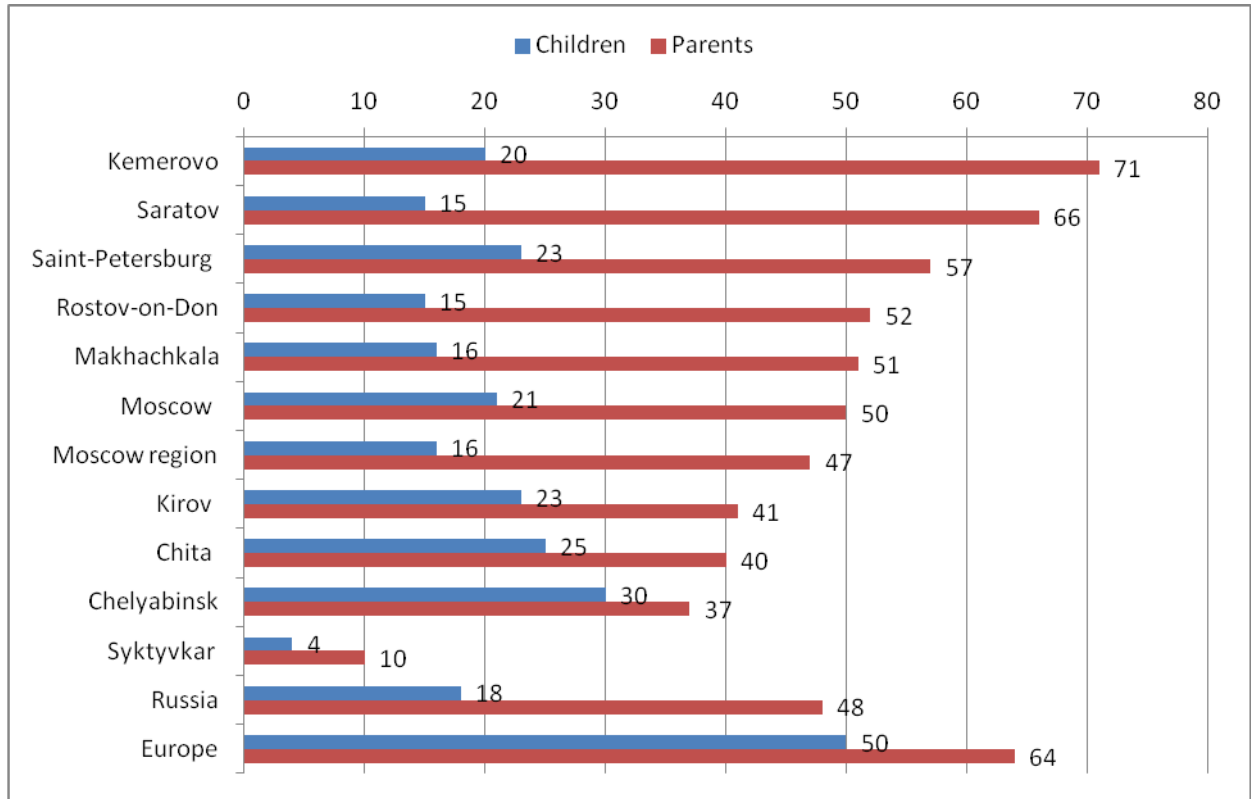
QC330 and QP223: Does your parent / do either of your parents sometimes check any of the following things?

Base: All children who use the internet at home and one of their parents.

- The regional comparison shows substantial disagreement between parents and children. Thus, **parents often claim to monitor their child's internet activity, when the child denies the fact. Less than one fifth of all children (18%) think that their parents indeed do some monitoring.** We think that children might be simply unaware of their parents checking on what they do online.

- According to parents, regional differences in the level of restrictions range from 71% in Kemerovo, 66% in Saratov, and 57% in Saint-Petersburg to 40% in Chita, 37% in Chelyabinsk and only 10% in Syktyvkar. However, by children's answers the range is not as wide, with less than a third of all children being aware of parents' monitoring strategy.

Figure 95. Parent’s monitoring of the child’s internet use, according to child and parent, by region



QC330 and QP223: Does your parent / do either of your parents sometimes check any of the following things?

Base: All children who use the internet at home and one of their parents.

10.1.3.3. “Technical” mediation

It is clear that one should distinguish between different types of control: formal (time spent on the internet, computer device safety) or control over content (websites visited by children). “Parental controls” have been developed for the internet as technical solutions to the challenge of parental mediation. Parents and children were asked if the parents use any technical means to monitor what the child does online (Table 58).

- Unfortunately, a lot of parents not only underestimate online risks, but also simply do not know about safety tools or parental controls. With this, parents tend to protect themselves and their own computers pretty well and normally are active users of security programs such as anti-spam and anti-virus software (70%). Additionally, it is possible that parents are simply unaware of such programmes being installed to their computers, as often their children install them without informing their less tech-savvy parents.
- Very few parents use special tools to block or filter some types of

websites (12%), to keep track of the websites their children visit (8%), or to limit the time their children spend on the internet (18%). Overall, use of technical tools by parents is relatively low – only 8 to 18% of parents use this form of mediation. In most cases parents control the time their children spend on the internet, but pay no attention to their child's online activities.

- According to our research, parents in Russia control spam and viruses almost as much as in Europe (73% of parents in Europe and 70% in Russia), but for all other categories in this domain Russian results are significantly lower. **Russian parents with less frequency than it is customary in Europe, block websites (28% and 12% respectively) and save information about the websites visited by their children (24% and 8% respectively).** Perhaps, Russian children and parents treat the “time limitation” idea differently. If in Europe time limitations implied some software usage that would limit the child's time online, in Russia this was treated broader and referred to any parental rules.

- How does parental control differ depending on child's age and gender? Parental technical mediation is quite low overall, regardless child's age and gender. **More parents of children under 12 block some types of websites (21% of**

parents whose children are under 12 vs. 9% of parents whose children are 13-16). Remarkably, according to records of visited websites, parental controls are applied two times more often by parents of 9-12 year old girls, than by parents of older girls and boys (16% and 6% respectively). Perhaps, it means that parents try to control and direct moral upbringing of girls at that age, whereas when girls grow older they treat them as being “grown up”. The older the child, the less time control he/she experiences, although the difference with younger children remains insignificant. This tendency is comparable to European data: parental mediation decreases with the child's age. However, the decrease is not as significant: over 20% of parents keep controlling their 13-16 year old children's internet usage, whereas in Russia children of this age can be left with no control whatsoever (6%-20%).

Table 58. Parents' technical mediation of the child's internet use, according to child

% of those who say that their parents use...	9-12 years		13-16 years		Russia	Europe
	Boys	Girls	Boys	Girls		
Parental controls or other means of blocking or filtering some types of website	20	21	8	9	12	28
Parental controls or other means of keeping track of the websites you visit	8	16	8	6	8	24
A service or contract that limits the time you spend on the internet	20	24	20	14	18	13
Software to prevent spam/junk mail or viruses	74	76	63	74	70	73

QC331: Does your parent / do either of your parents make use of the following?

Base: All children who use the internet at home.

Note: 9-10 year olds were not asked if their parents used blocking or filtering technology.

Table 59 and Figures 96 and 97 show the level of agreement between the children's and parents' answers to the survey questions about technical control.

- **5-13% of children are unaware of their parents using technical tools of mediation, and 4-12% think that this type of mediation takes place, when it actually does not.** The disagreement is the highest when it comes to parents

using software to prevent spam and viruses (13%).

The results are quite similar to the ones acquired by European researchers. In Europe both parents and children also agree that parents mostly use software to prevent spam and viruses (80%), rather than any other technical mediation tool.

Table 59. Parents' technical mediation of the child's internet use, according to child and parent

	Child: no		Child: yes	
	Parent: no	Parent: yes	Parent: no	Parent: yes
Parental controls or other means of blocking or filtering some types of website	80	8	5	7
Parental controls or other means of keeping track of the websites you visit	82	9	4	4
A service or contract that limits the time you spend on the internet	76	5	12	7
Software to prevent spam/junk mail or viruses	17	13	8	63

QC330 and QP223: Does your parent / do either of your parents sometimes check any of the following things?

Note: 9-10 year olds were not asked if their parents used blocking or filtering technology.

Base: All children who use the internet at home and one of their parents.

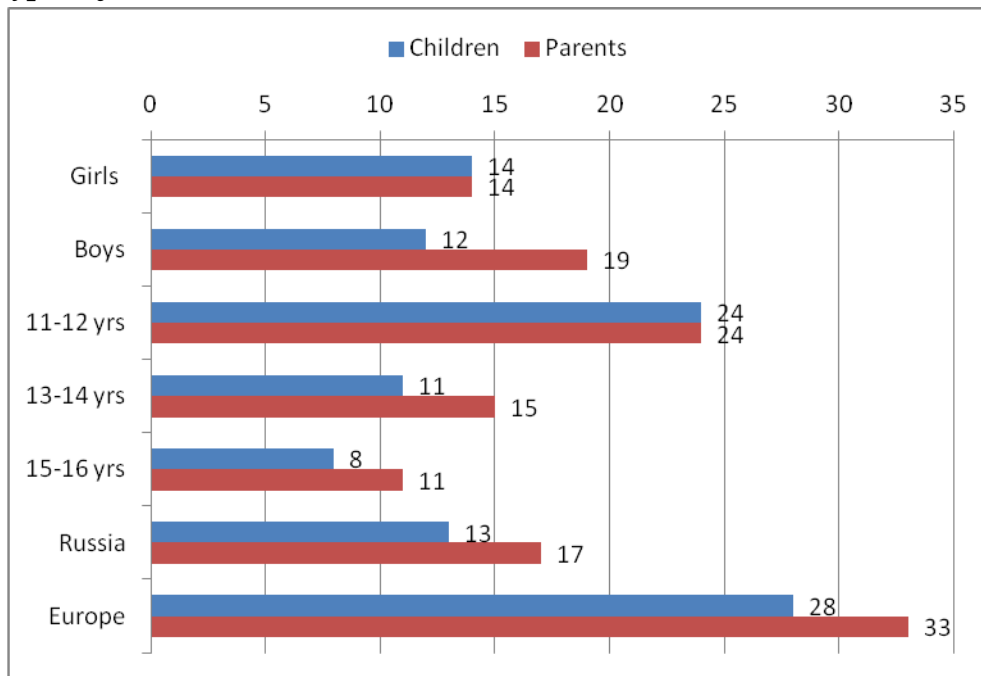
Figure 96 shows how technical mediation (blocking or filtering some types of websites) differs depending on child's age and gender.

- More likely to talk about mediation are parents of boys (19%) than of girls (14%). This is not the case in Europe, where every third parent uses parental controls regardless the gender of the child.

- **The older the child, the more rarely parents use parental controls, with one in ten parents of 15-16 year olds using this type of mediation.**

- Unlike in Europe, Russian children quite often remain unaware of their parents using parental controls. In Europe the gap between parents' and children's answers was minimal.

Figure 96. Parents' use of parental controls or other means of blocking or filtering some types of websites



QC331: Does your parent / do either of your parents make use of the following? Use of parental controls or other means of blocking or filtering some types of websites. QP224: Do you make use of any of the following? Parental controls or other means of blocking or filtering some types of website

Note: 9-10 year olds were not asked if their parents used blocking or filtering technology.

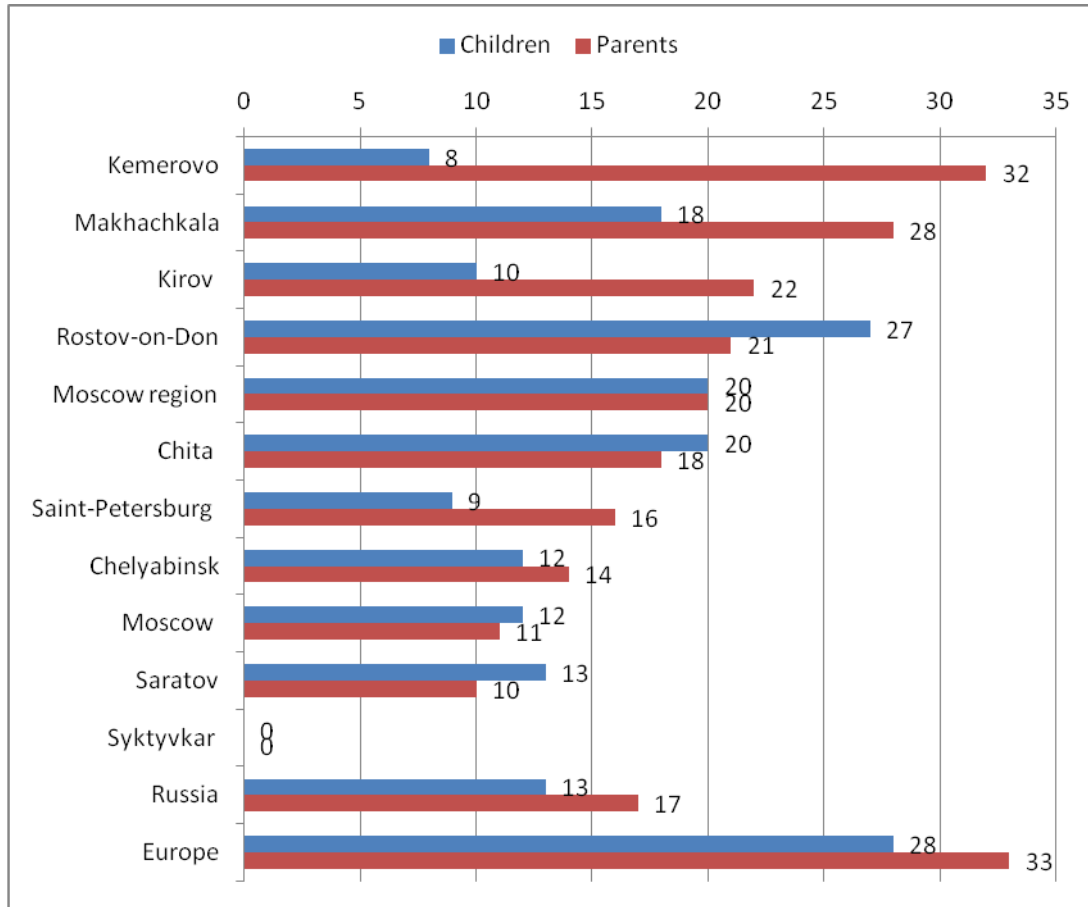
Base: All children who use the internet at home and one of their parents.

- The regional differences are quite substantial. Thus, **at least every fifth parent claims to use blocking and filtering of certain websites in Kemerovo (32%), Makhachkala (28%), Kirov (22%), Rostov-on-Don (21%), and the Moscow region (20%). Moscow and Saint-Petersburg show 11% and 10% respectively, and there are no parents using this strategy in Syktyvkar.** To a certain extent our results might reflect that in some regions parents don't know what parental controls are. In this case parents could also give "positively false" answers, meaning that they restrict the child's internet use, but not with the help of technical tools.

- It should be said that there is a considerable variation in use of filtering technology across different European countries, and Russia here is closer to Eastern European countries.

- Russia, unlike Europe, shows a significant level of disagreement in answers of parents and children. It can be caused by the generation gap in the information technologies use, when children know what parental controls are, and parents do not. Consequently, their answers may differ.

Figure 97. Parents' use of parental controls or other means of blocking or filtering some types of websites, by region



QC331: Does your parent / do either of your parents make use of the following? Use of parental controls or other means of blocking or filtering some types of websites. QP224: Do you make use of any of the following? Parental controls or other means of blocking or filtering some types of website

Note: 9-10 year olds were not asked if their parents used blocking or filtering technology.

Base: All children who use the internet at home and one of their parents.

10.2. Judging parental mediation: does parental mediation work?

Does parental mediation help children to explore the internet? Clearly, this question can be answered in three different ways: from the standpoint of a child, a parent and an outside observer. Figures 98 and 99 show answers given by children and parents. By comparing them

one to another, we can act as the third party – the observer.

- **57% of children report that their parents' mediation helps or rather helps them. Parents are more convinced that their support is helpful to children (65% of the parents think so).**
- Both children and parents in Europe are somewhat more convinced that parental mediation is helpful (70%

and 75% respectively). Although the difference between Russian and European data is insignificant, Russian parents and children seem to be less sure of parental supervision being effective.

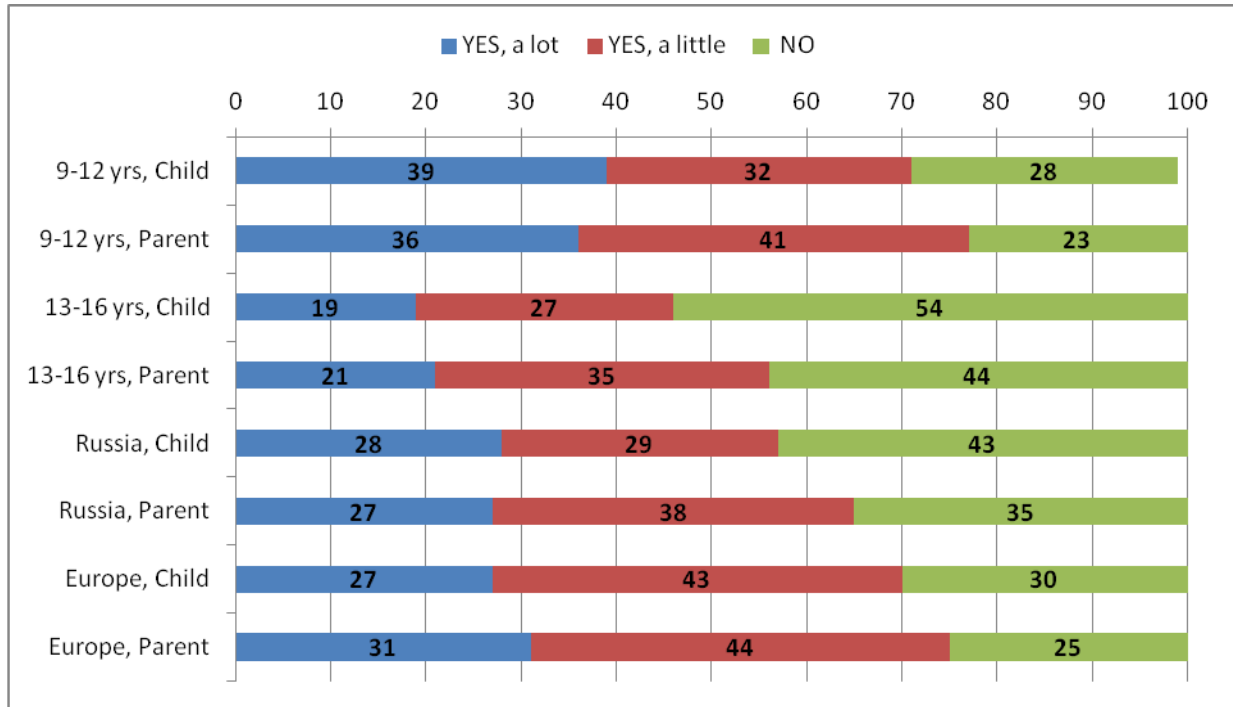
- There is a substantial gap between parents' and children's answers ($p < 0,01$). **In more than 42% of cases parents think they help their child, when the child thinks otherwise. On contrary, in 34% of cases children feel support from their parents, when the parents believe their help is insignificant or does not take place at all.** This result is key, if we aim at improving cooperation between parents and children in the internet use. **What do parents think about their children's internet needs? What kind of help or support do children expect from their parents on the internet? The accounts of the two parties obviously do not coincide.** Further research could help to reveal the reason of this disagreement and to establish a communication channel between parents and children around the

internet, which would allow for counting in the needs and wishes of both sides.

- **13-16 year olds consider parental mediation less helpful than 9-12 year olds.** The older the child, the more the gap between parents' and children's accounts: parents of older children consider their help more useful, than the children themselves. The same situation has been observed across Europe. On the one hand, it is understandable that as children grow older, they acquire more internet skills and need less and less parental support. On the other hand, it is possible, that as younger children have younger parents, their mediation can be more helpful, since they are more tech-savvy.

- Overall, girls more often than boys (72% and 66% respectively) feel that their parents provide valuable internet mediation, although parents of these children think that they tend to help boys more than girls. However, this difference does not cross the significance bar.

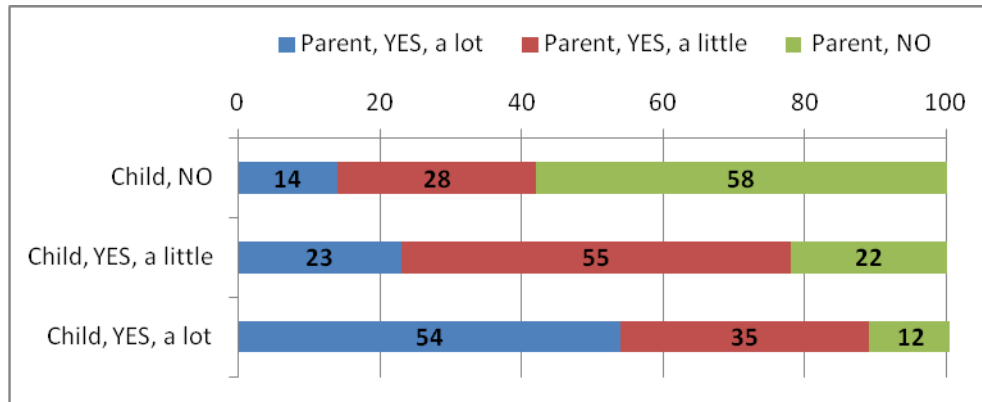
Figure 98. Whether parental mediation is helpful, according to child and parent



QC332: Do the things that your parent does/parents do relating to how you use the internet help to make your internet experience better, or not really? QP225: Do the things that you (and your partner/other carer) do relating to how your child uses the internet help to make his/her internet experience better, or not really?

Base: All children who use the internet and one of their parents.

Figure 99. Whether parental mediation is helpful, according to child and parent



QC332: Do the things that your parent does/parents do relating to how you use the internet help to make your internet experience better, or not really? QP225: Do the things that you (and your partner/other carer) do relating to how your child uses the internet help to make his/her internet experience better, or not really?

Base: All children who use the internet and one of their parents.

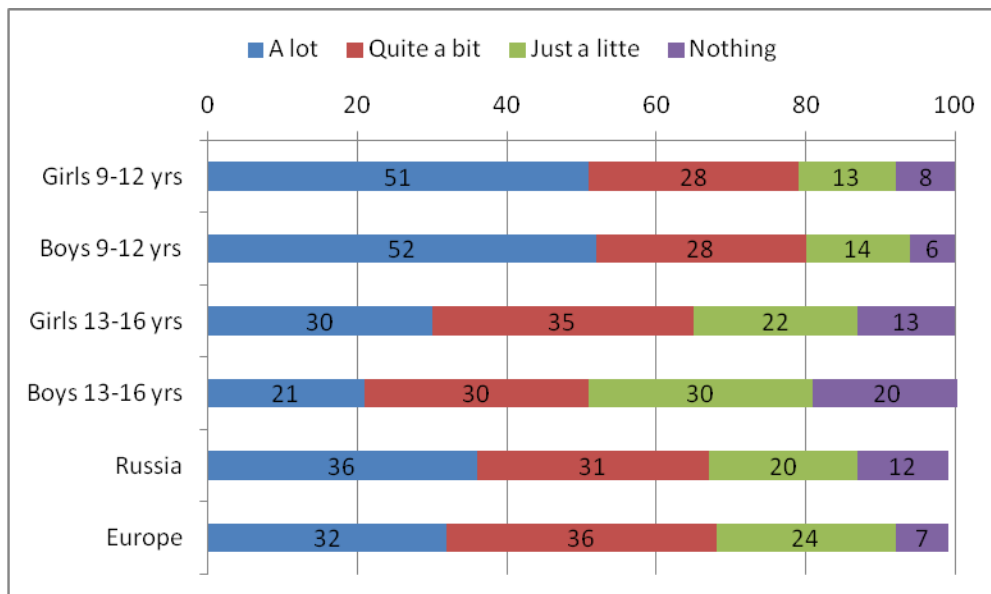
How much do parents know about their child's internet use (Figure 100)?

- **Every third child in Russia believes, that parents know little or nothing about his/her activities on the internet.** Notably, the results across Europe are very similar.

- **Younger children are more inclined to think that their parents are well informed (79% of girls and 80% of**

boys), whereas older children give less credit to their parents, with boys being more critical than girls (51% and 65% respectively). It seems that the least informed are parents of 13-16 year old boys, which coincides with European data.

Figure 100. How much parents know about their child's internet use, according to child



QC325: How much do you think your parent(s) knows about what you do on the internet?

Base: All children who use the internet.

How do parents evaluate their ability to help their child, if he/she encounters something that bothers them online (Figure 101)?

- **The majority of parents are confident about their role and feel that they can help their child if something**

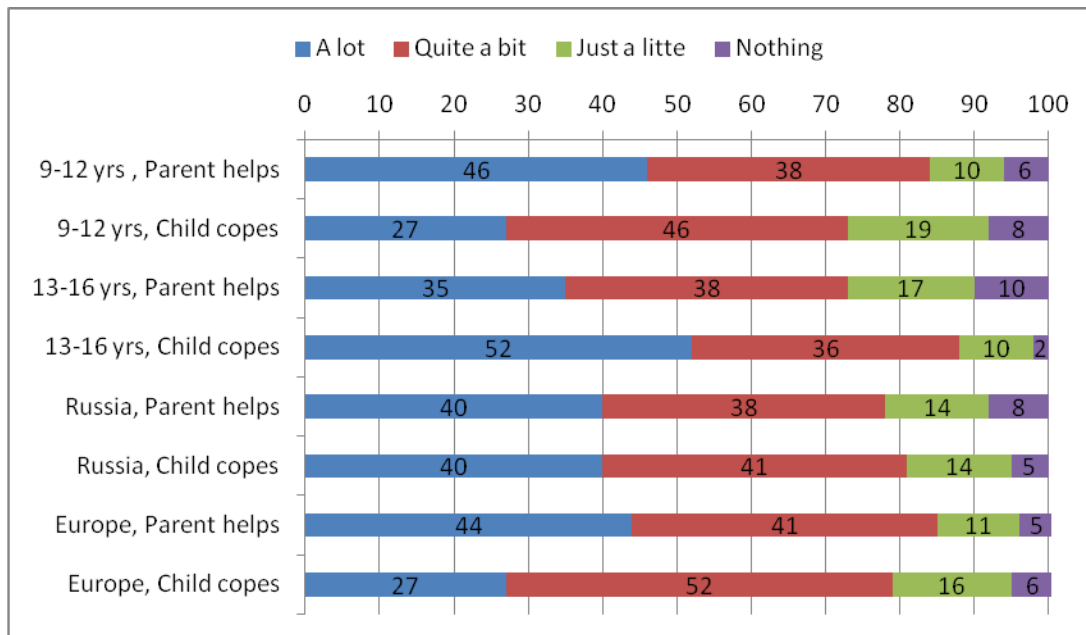
bothers them online. They are also quite confident in their child's ability to cope with things online that might bother them (81%). European parents are a bit more confident in their own efficacy (85%), but a bit less confident in their child's ability to cope (79%). Possibly, it means that parents in Europe

are more aware of online risks than are parents in Russia.

- **The older the child, the more credit they receive from the parent for their ability to cope with problems on the internet, and the lower parents estimate their own abilities to help.** It can, clearly, reflect both the perception of parents and the generation gap in

everything digital: parents of older children are less tech-savvy than parents of younger children. This conclusion is also supported by the European survey, where the internet spread and became popular somewhat earlier than in Russia: European parents evaluate their own ability to help their child regardless the age of the latter.

Figure 101. Parents' ability to help their child and child's ability to cope, according to parent



QP233: To what extent, if at all, do you feel you are able to help your child to deal with anything on the internet that bothers them? QP234: To what extent, if at all, do you think your child is able to deal with things on the internet that bothers them?

Base: Parents whose child uses the internet.

According to children, along with securing their online safety, parental mediation might limit their opportunities (Figures 102 and 103).

- Although parental control over the child's internet use seems quite low, **39%**

of children think that their parents limit their online activities.

- Russian and European data are similar at this point: in Russia the amount of children who report to be limited by

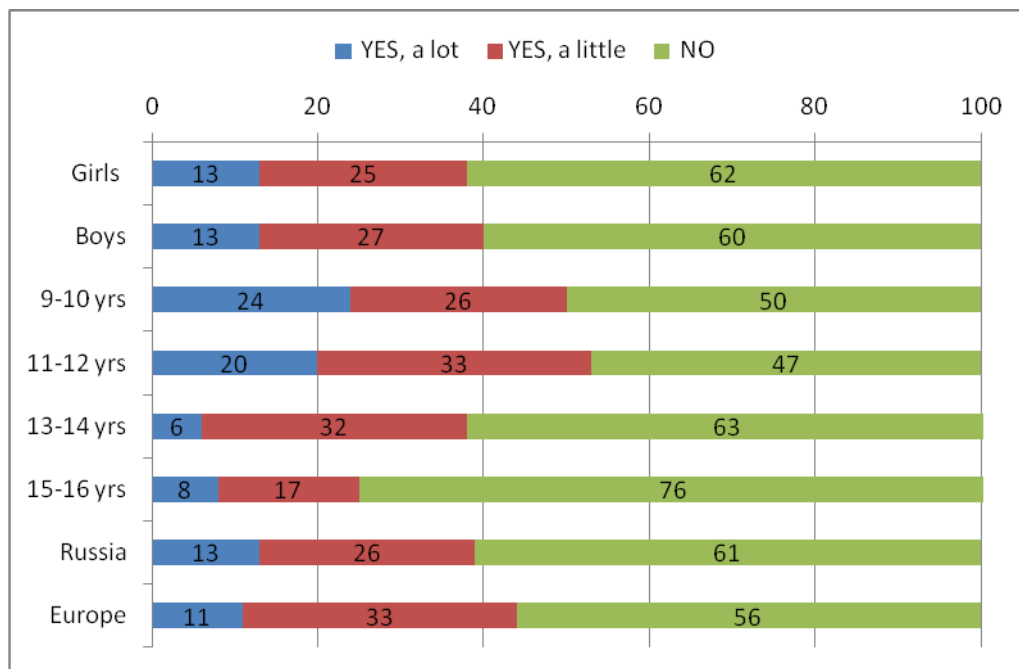
their parents, is slightly lower than in Europe (39% vs. 44%), but the difference is insignificant. Notably, **Europe passes Russia in this variable**. It seems that Russian children consider even light

- About the same number of boys and girls think that parental mediation limits what they do online, and here some age differences apply. **Younger children (9-12 years old) are more likely to say that parental mediation limits their activities on the internet (53-60%), by comparison with 13-16 year olds (25-38%)**. It does, however, reflect the real

limitations too restrictive, which might stem from their social perceptions of averagely strict and very strict rules. This question needs further analysing and research.

situation in Russia, when younger children are controlled much more than older children. The level of limitations does not depend on parental education. The data coincides with what has been received in the European survey: the older the child, the less he/she feels limited by parental mediation.

Figure 102. Whether parental mediation limits the child's activities on the internet, according to child



QC333: Do the things that your parent does (parents do) relating to how you use the internet limit what you can do on the internet or not really?

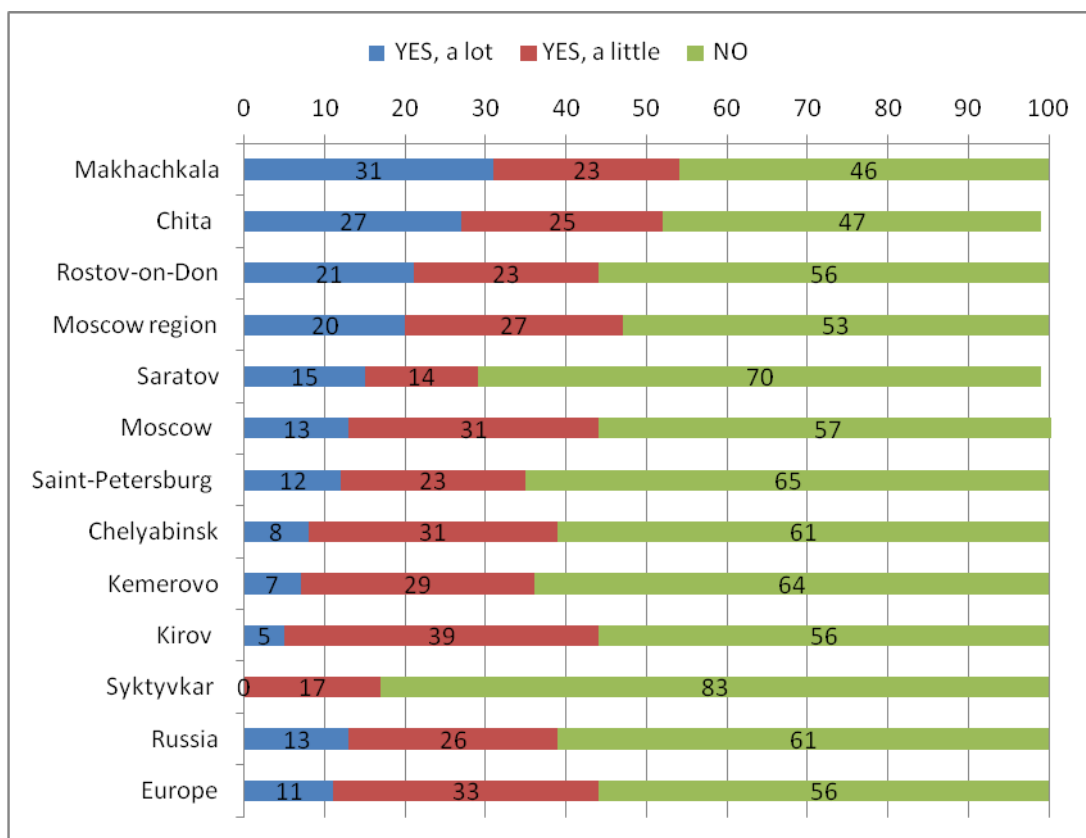
Base: All children who use the internet.

- In all Russian regions children were asked about the overall parental control. In Syktyvkar only 17% of children think that their parents' mediation limits what they do on the internet, and in Makhachkala and Chita the numbers are reasonably higher (54% and 53% respectively). We can see substantial differences between the regions, when in some areas 20-30% of children believe that their parents limit

them a lot, whereas in other areas 0-8% consider they are limited in some way.

- Interestingly enough, regional differences across Russia have exceeded differences seen across European countries. So, in Europe, countries varied from 2% to 20%, while in Russia the answers scaled from 0% (Syktyvkar) to 31% (Makhachkala).

Figure 103. Whether parental mediation limits the child's activities on the internet, according to child, by region



QC333: Do the things that your parent does (parents do) relating to how you use the internet limit what you can do on the internet or not really?

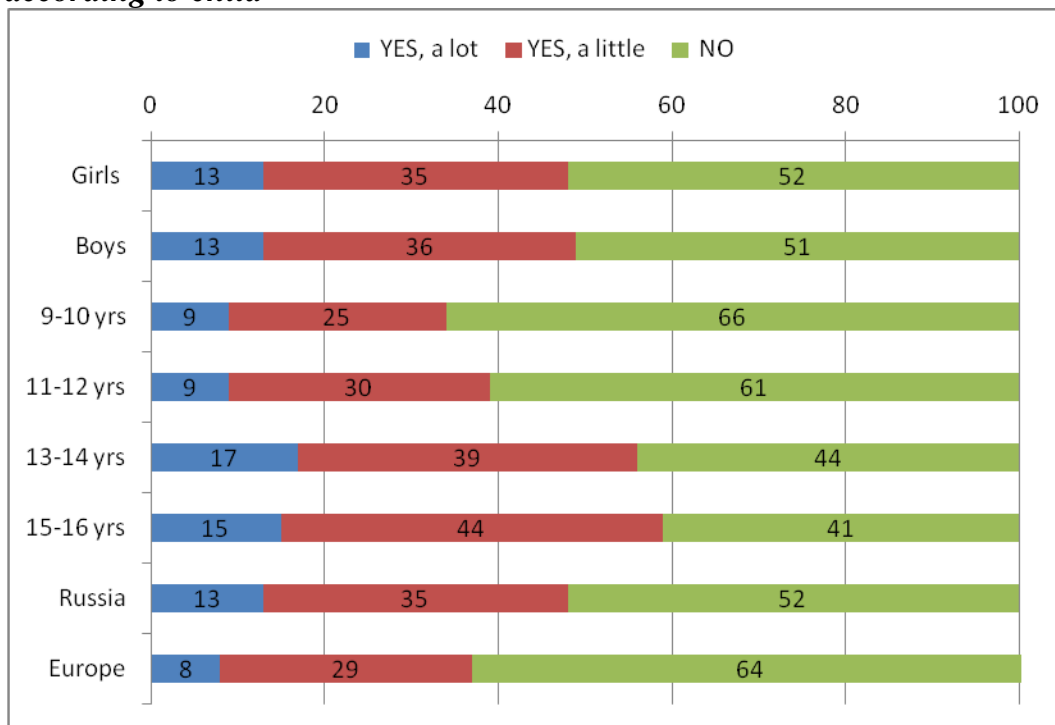
Base: All children who use the internet.

In order to help children with their activities on the internet, parents' wish to help is obviously not enough. Children should be willing to accept their assistance (Figure 104 and 105).

- **13% of children ignore a lot what their parents say about the internet, 35% ignore it a little.** The same is typical for Europe: quite often children ignore their parents' efforts to mediate their internet use. However, there is a slight difference in the amount of children in Europe and Russia who ignore their parents a lot (8% in Europe and 13% in Russia), but even so the difference is insignificant.

- **9-12 year olds are less likely to say that they ignore what their parents say or do about their internet use, than 13-16 year olds.** Although younger children are not that obedient either – only 60-70% of them listen to what their parents say. Age or educational level of parents have no effect on whether children ignore their help or not. These results are more or less comparable with the ones received in Europe: teenagers are more likely to ignore what their parents say or do about their internet use, than younger children. In Europe boys are a little more likely to say they ignore their parents, than girls. No gender differences of this kind seem to be present in Russia.

Figure 104. Whether child ignores what parents say when they use the internet, according to child



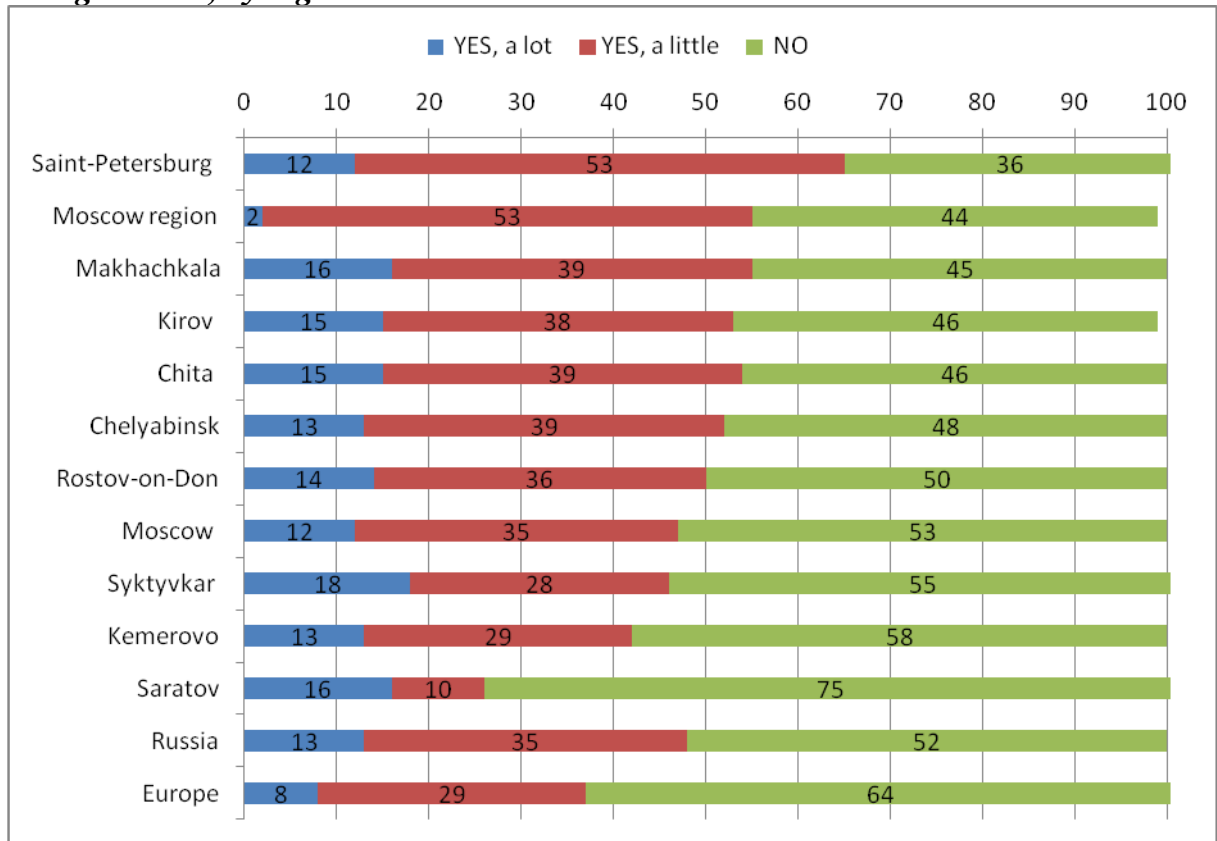
QC334: And do you ever ignore what your parent(s) tell you when use the internet, or not really?

Base: All children who use the internet.

- There is a substantial amount of regional variation, almost as big as national variation in the European survey. The percentage of children saying that they do not ignore parental mediation ranges from 75% in Saratov to 36% in

Saint-Petersburg and 44% in the Moscow region. Remarkably, in the Moscow region there are almost no children (only 2%), who completely ignore their parents, but the majority do ignore their parents a little.

Figure 105. Whether child ignores what parents say when they use the internet, according to child, by region



QC334: And do you ever ignore what your parent(s) tell you when you use the internet, or not really?
Base: All children who use the internet.

Figures 106 and 107 show answers to the question about whether parents do anything differently because the child has been bothered by something on the internet.

- Only 8% of children noticed that parents started mediating their internet activity differently because of

something that had bothered the child in the past, and the majority of children did not notice any changes. In parents, on the contrary, every fourth parent claims that they mediate differently in order to help their child. The gap between children's and parents' answers is larger in Russia, than in

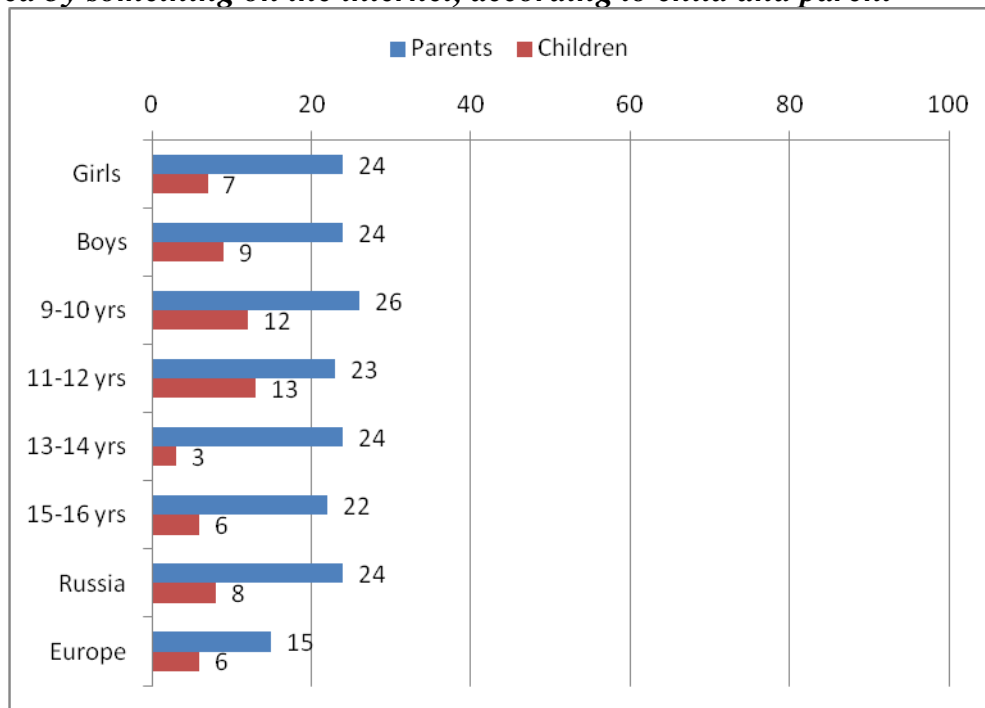
Europe. In Europe too children notice changes in parental mediation quite rarely, but also parents are unlikely to report such changes.

- **The older the child, the less they notice any changes in their parents' behaviour as a reaction to the problems they have encountered on the internet,** whereas the parents' replies in no way depend on the child's age. It looks like

the older the child, the more significant the gap between parents' and children's answers. Notably, the same does not pertain to Europe, where no relationship has been revealed between the child's age and parental mediation changes, neither according to parents, nor to children.

- There is difference in the answers of boys and girls, both in Europe and in Russia.

Figure 106. Whether parents do anything differently because the child has been bothered by something on the internet, according to child and parent



QC335: Does your parent / do your parents do anything new or different these days because you have been bothered by something on the internet in the past, or not really? QP227: Do you (or your partner/other carer) do anything different these days because your child has been bothered by something on the internet in the past or not really?
Base: All children who use the internet and one of their parents.

- Parents and children give different answers depending on the region. Thus, in Makhachkala, Chita, Saratov and

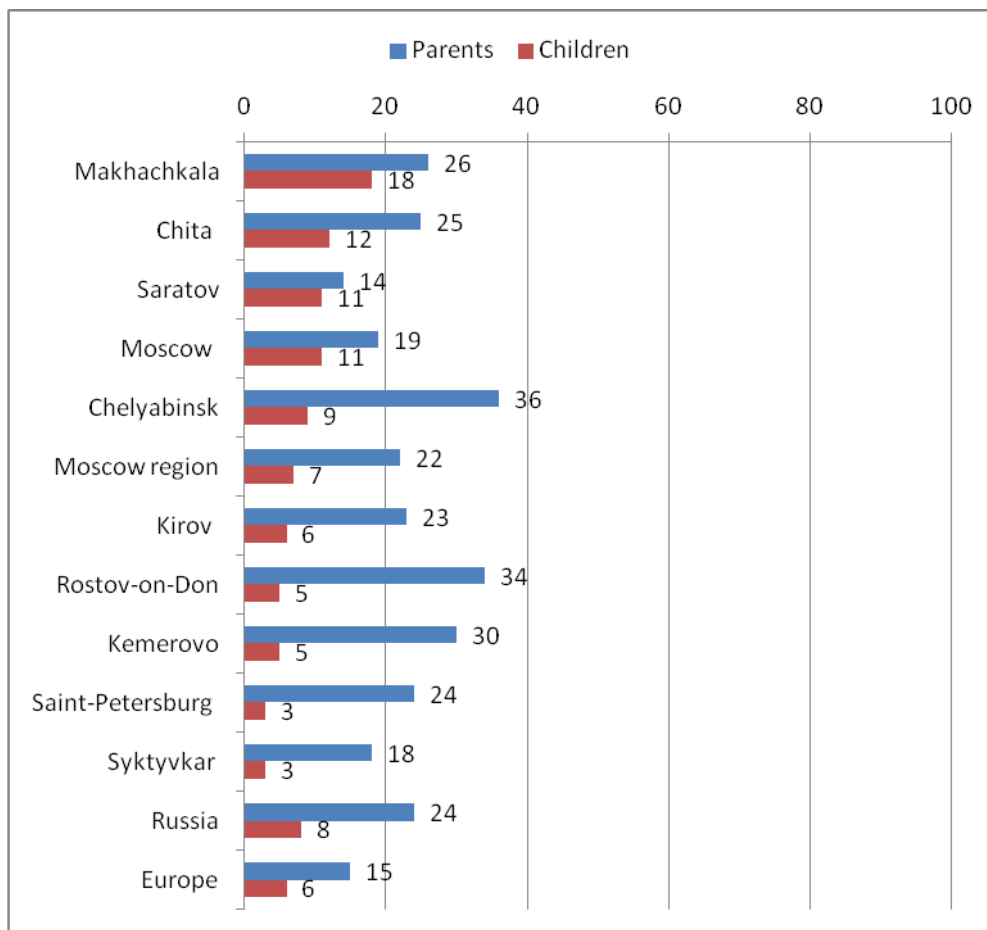
Moscow children notice behavioural changes in parents more often (18%, 12%, 11% and 11% respectively), than in

Rostov-on-Don (5%), Kemerovo (5%), Saint-Petersburg (3%) and Syktyvkar (3%).

- One more interesting detail worth mentioning is that in some regions the gap between parents' and children's answers is larger (Chelyabinsk, Rostov-on-Don, Kemerovo) than in others

(Saratov, Makhachkala, Chita). In many cases these differences are characteristic of Russia, but not of Europe: Russian parents would often claim that they changed their mediation because something had bothered their child on the internet, when children would ignore the fact or completely deny it.

Figure 107. Whether parents do anything differently because the child has been bothered by something on the internet, according to child and parent, by region



QC335: Does your parent / do your parents do anything new or different these days because you have been bothered by something on the internet in the past, or not really? QP227: Do you (or your partner/other carer) do anything different these days because your child has been bothered by something on the internet in the past or not really?
Base: All children who use the internet and one of their parents.

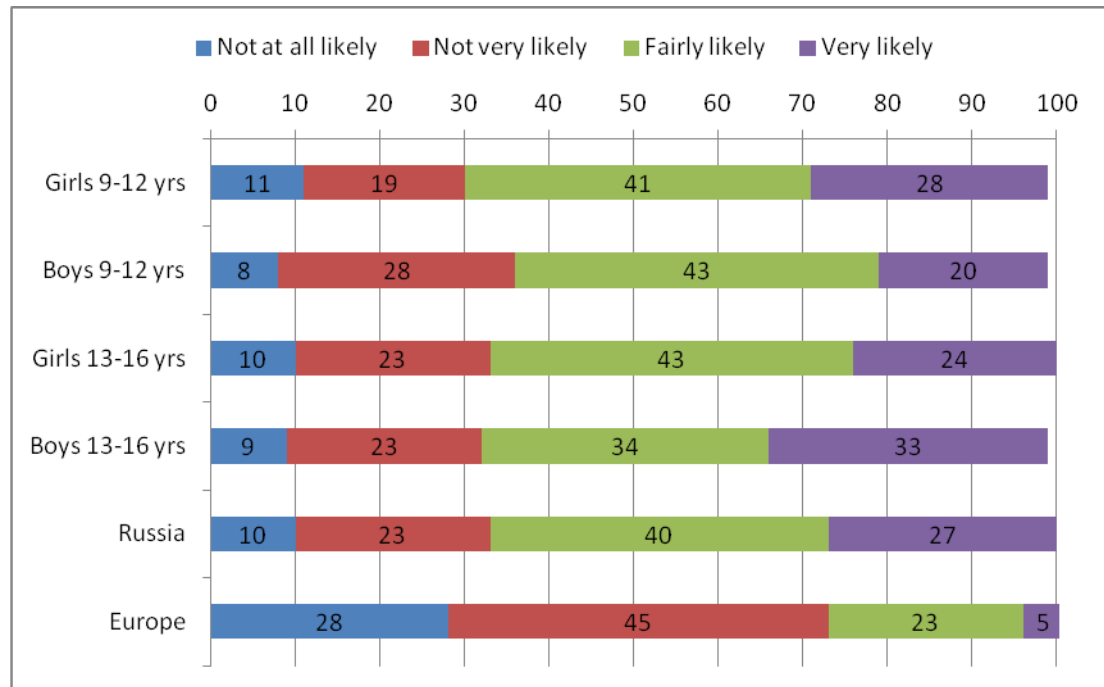
Sometimes parents do not modify their internet mediation simply because they can be unaware of possible problems and risks on the internet (Figure 108).

- It should be said that Russian parents are more pessimistic than European, and **two in three Russian parents of those who participated in our survey think that their children are very likely to experience problems on**

the internet in the future (in Europe 28% of parents think similarly).

- **Parents' anticipation of problems does not change with the child's growth, by comparison with Europe, where parents of older children are less prone than parents of younger children to expect possible problems that their child might experience on the internet.**

Figure 108. Whether parent thinks their child will experience problems on the internet in the next six months



QP232: In the next six months, how likely, if at all, do you think it is that your child will experience something on the internet that will bother them?

Base: Parents of children who use the internet.

Most children think that the level of parental interest in their online activities should stay the same (Figure 109).

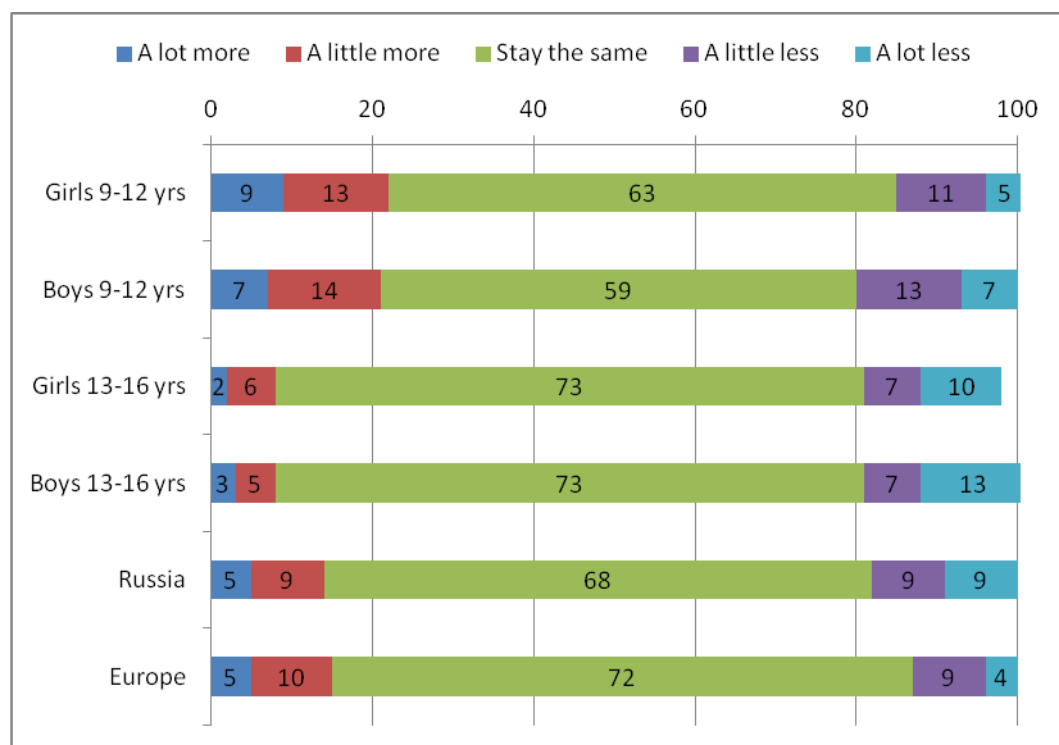
- **Over half of Russian children (68%) think that the level of parental interest in their online activities should remain the same. 14% would want**

their parents to more actively participate in their internet use, and 18% would want their parents to participate less. Similar results have been received in the European survey.

- Younger children of both genders expect their parents to

participate more, than do older children (21-22% vs. 8%). Although 16-20% of children of all ages would want their parents to do less in the future, as they consider them being too active.

Figure 109. Whether the child would like their parent(s) to take more or less interest in what they do online



QC326: Overall, would you like your parent(s) to take more or less interest in what you do on the internet, or stay the same?

Base: All children who use the internet

Do parents think that they should take more interest in their children's internet use? The answers to this question are shown in Figure 110.

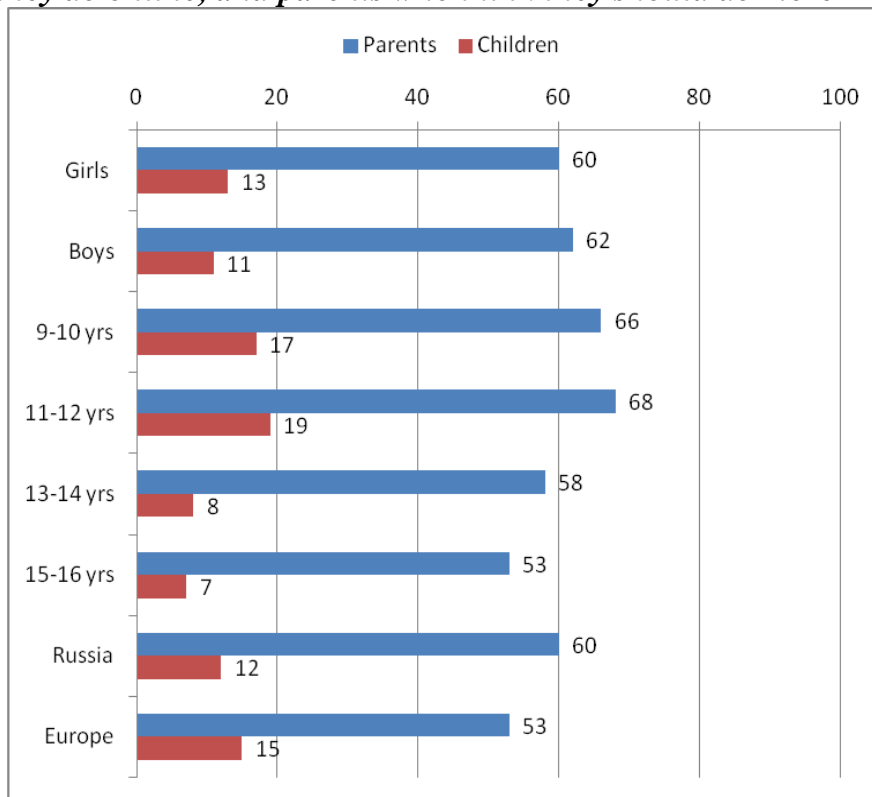
- 60% of parents think they should do more in relation to their

children's internet use. It is important to say that children do not feel the same need, with only 12% of children mentioning this should start taking place, and in most cases, their answers disagree with what their parents say.

- Interestingly, **more Russian parents (60%), by comparison with European (53%), think they should show more interest in what their children do online.** In other words, low parental internet control in Russia is determined not by parents ignoring or not wishing to help their children, but simply by their inability to help, lack of knowledge and skills. Both in Russia and Europe, **children wish for no input from their parents when it comes to the internet activity – only 12-15% of children would want their parents to show more interest in what they do online.**

- Parents of both boys and girls were giving similar answers, regardless their child's gender. The older the child, the less their parent talks about mediating their internet activity, but the changes by comparison with the younger children are not that significant. More noteworthy is that children's answers do change a lot, the older the child. **Teenagers very rarely wish for their parents to show more interest in their internet use.** That is, the need in parental mediation, which younger children have and claim, is less relevant for older children.

Figure 110. Children who would like their parent(s) to take more interest in what they do online, and parents who think they should do more



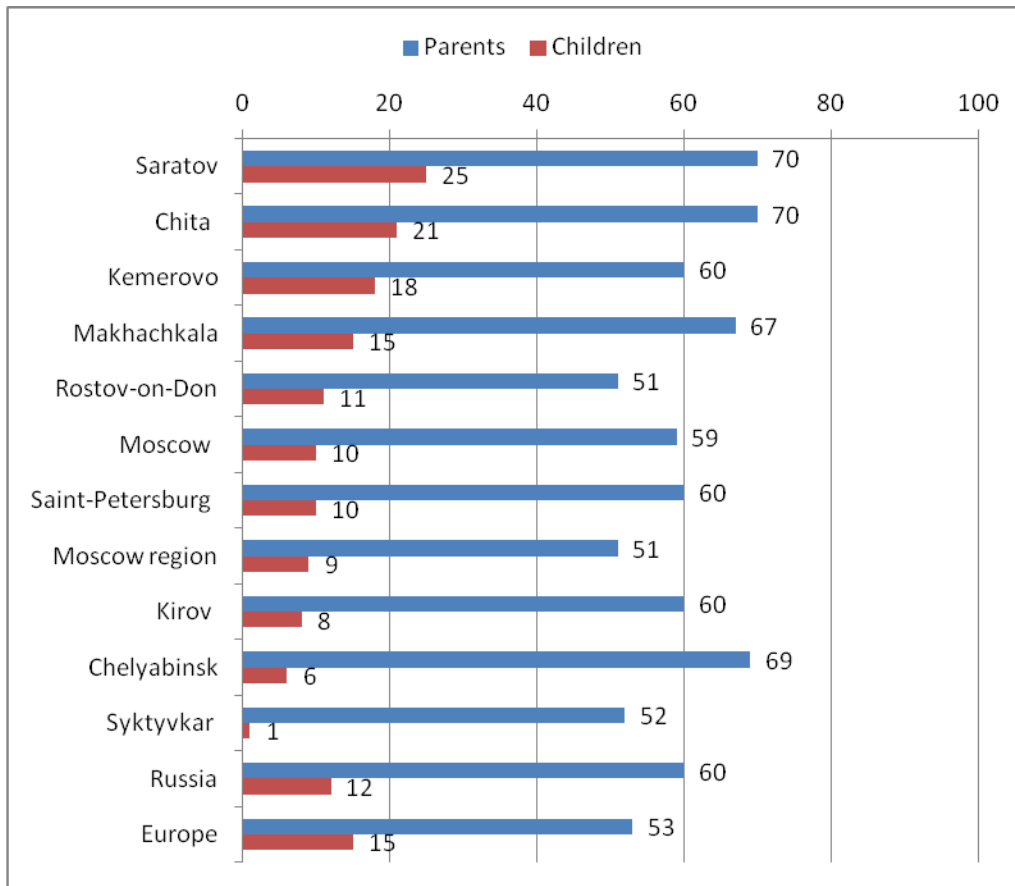
QC326: Overall, would you like your parent(s) to take more or less interest in what you do on the internet, or to stay about the same? And is that a lot/little more/less? QP226: Speaking of things you do in relation to your child's internet use, do you think you should do more, or not really?
Note: graph shows children who say yes, a bit or a lot more, and parents who say yes, a bit or a lot more.
Base: All children who use the internet and one of their parents.

The differences to be discussed below are valid for all Russian regions (Figure 111).

- **Parents from Chita (70%), Saratov (70%), Chelyabinsk (69%) and Makhachkala (69%) show more interest in what their children do online and wish to mediate their online activity more.** It should be mentioned that if we compare regions by parental control and parental participation variables, in the latter cities we observed quite a high level of parental interest and participation in children's online activities.

- The more often children feel that they need support, the more responsive their parents are. However, in all Russian regions parents show quite high interest in participating in their children's online activities, even when children do not express the same wish. For example, in Syktyvkar, where parents barely participate in their children's internet use, 52% of the parents feel they should start showing more interest. What is the reason for them not to be doing so – whether technical equipment limitations in their region, or the lack of digital literacy, or children's attitudes specific for the region, or something else, this remains for future research.

Figure 111. Children who would like their parent(s) to take more interest in what they do online, and parents who think they should do more, by region



QC326: Overall, would you like your parent(s) to take more or less interest in what you do on the internet, or to stay about the same? And is that a lot/little more/less? QP226: Speaking of things you do in relation to your child's internet use, do you think you should do more, or not really?

Note: graph shows children who say yes, a bit or a lot more, and parents who say yes, a bit or a lot more.

Base: All children who use the internet and one of their parents.

10.3. Teachers

Parents are not the only adults who are responsible for mediating children's internet use or safety. With this in mind, children were asked about types of mediating activities undertaken by their teachers at school (Table 60).

- According to children, teachers do not mediate their internet safety as we could expect. If in **Europe in 81% of cases some teachers participate in the child's internet activity, and in 73% of cases some teachers actively help children to use the internet safely, in**

Russia these numbers fall to 49% and 40% respectively.

- **In most cases children report that their teachers mediate their internet activity by making rules about what they can do on the internet at school (30%). Twice as many teachers use this strategy in Europe (62%). All other means are less popular, with about one forth of Russian teachers explaining to students how to use the internet, giving advice, and talking to them about what children do online. And finally, teachers helped to cope with real difficulties on the internet**

that had happened to a child, in only 7% of cases.

- **The older the child, the more rules they face, although no other indicators of teachers' involvement become more explicit. Teachers' participation in children's online activities is overall rather low. There are no gender or age differences in Russia and Europe, but in Europe the results by all variables are significantly higher.**

- **European children reported that their teachers took part in their internet use 2 to 3 times more often than did our Russian respondents.**

Table 60. Teachers' mediation of child's internet use, according to child

% who say that their teachers have...	Boys 9-12 years	Girls 9-12 years	Boys 13-16 years	Girls 13-16 years	Russia	Europe
Helped you when something is difficult to do or find on the internet	12%	19%	17%	26%	19%	58%
Explained why some websites are good or bad	18%	22%	21%	24%	21%	58%
Suggested ways to use the internet safely	18%	22%	27%	27%	24%	58%
Suggested ways to behave towards other people online	12%	14%	14%	14%	14%	48%
Helped you in the past when something has bothered you on the internet	7%	7%	5%	9%	7%	24%
Talked to you about what to do if something on the internet bothered you	13%	16%	12%	16%	14%	40%
One of more forms of active mediation of internet safety	33%	40%	40%	44%	40%	73%
Talked to you about what you do on the internet	18%	19%	17%	19%	19%	53%
Made rules about what you can do on the internet at school	18%	27%	35%	38%	30%	62%
One or more forms of child's internet use mediation	38%	48%	51%	56%	49%	81%

QC338: Have any teachers at your school ever done any of these things? (*Multiple responses allowed*)

Base: All children who use the internet.

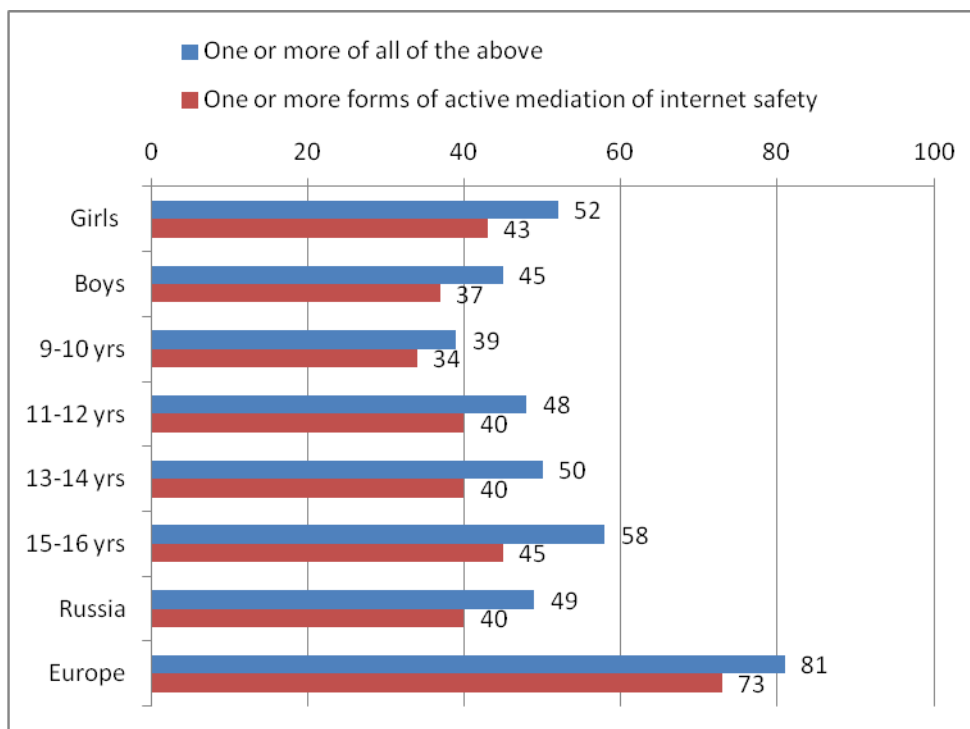
What part does play in the overall teacher's involvement teachers' active mediation of child's internet safety (Figures 112 and 113)?

- In all cases **children notice that the most popular strategies of teachers' mediation are rule making and general talking about what children do on the internet. It is significantly less common for teachers to help, give advice, and ask about possible difficulties children might encounter online.** Thus, the gap between mediation in general and active mediation of internet safety is more substantial across Europe than in Russia.

- Teachers more actively mediate internet activities of girls (52%) than boys (45%).

- **Teachers engage less in 9-10 year olds' internet activities (39%) and more in 15-16 year olds' internet use (58%).** It looks like teachers often ignore this "sensitive" period in child development, when younger children are still perceptive to their words and need their help.

Figure 112. Teachers' active mediation of child's internet safety, according to child



QC328: Have any teachers at your school ever done any of these things? (*Multiple responses allowed*)
Base: All children who use the internet.

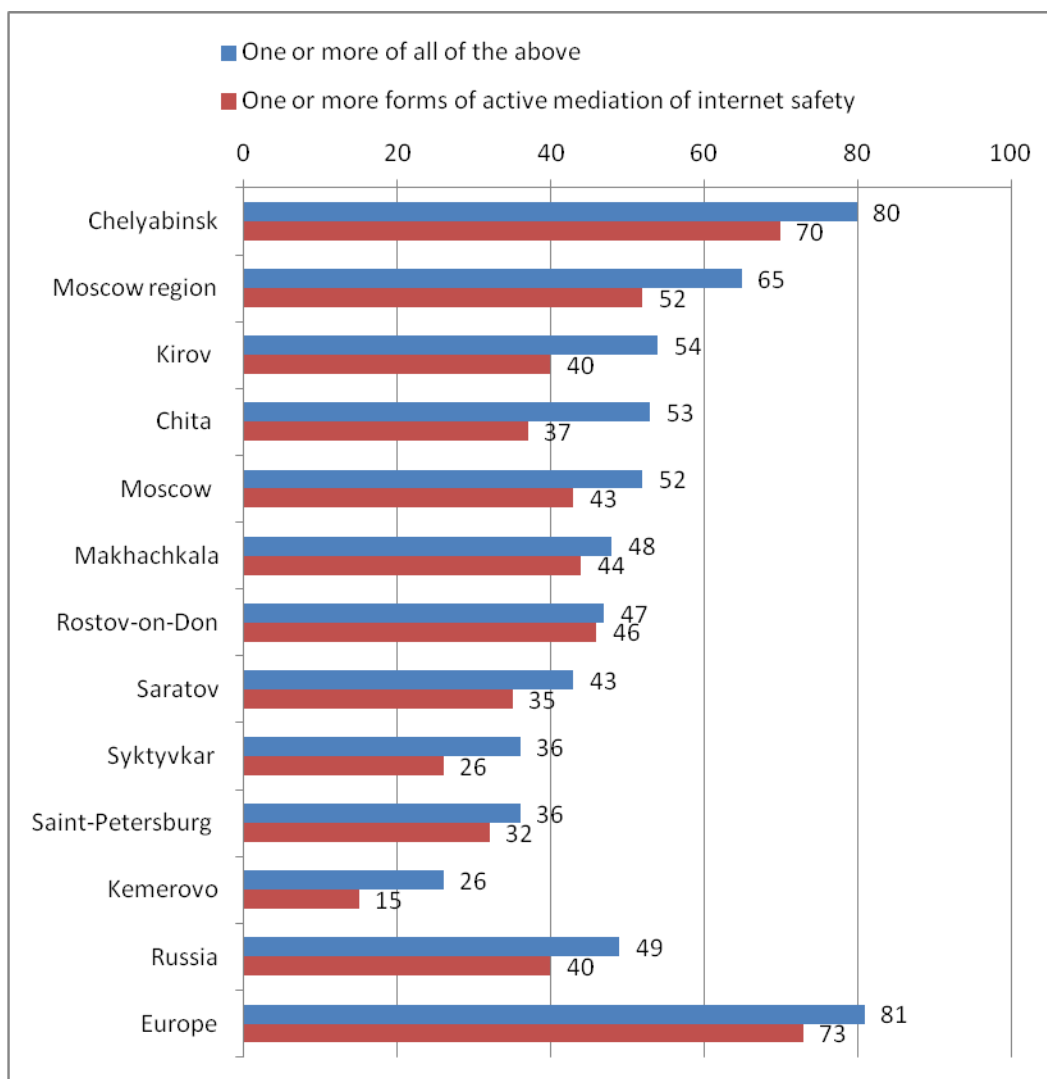
- Regional variation in teachers internet safety mediation is so significant,

that it exceeds national variation across Europe. **In most Russian regions**

teachers' activity is lower than in most European countries. Only Chelyabinsk (80%) and the Moscow region (65%) show results comparable to those in Europe. Minimal involvement can be ascribed to teachers in Syktyvkar (36%), Saint-Petersburg (36%) and Kemerovo (26%).

- In many regions there is a gap between general mediation (making rule and having conversations with children) and active help: it is easier for teachers to set up rules than to find out the nature of real problems and help children to deal with them accordingly.

Figure 113. Teachers' mediation of child's internet use, according to child, by region



QC338: Have any teachers at your school ever done any of these things? (Multiple responses allowed)
Base: All children who use the internet.

10.4. Friends and peers

Friends and peers are another very important source of information for children when it comes to the internet use. How do they participate in child's internet safety? Let us take a look at the answers given by children, in Table 61, and Figures 114 and 115.

- **73% of children say their peers or friends have actively helped or supported their internet safety in at least one of the the five ways asked about.** The most common method peers use is helping each other to do or find something when there is a difficulty – over half of the children helped each other this way (64%). **38% of children have received peer advice on how to use the internet safely.** All results are based on replies given by children, and we have no way to prove their relevancy. Nonetheless, this statistic is quite uplifting, as the numbers are much higher than received by parental mediation and control. Moreover, teenagers can be more

receptive to each other's than to their parents' opinions.

- Helping each other is as common among peers in Russia (73%) as in Europe (73%). Russian children are less prone than European children to explain to each other why some websites are bad or good (27% and 41% respectively), or to suggest how to behave with someone on the internet (28% and 37% respectively).

- **The older children grow, the more likely they would help each other in relation to internet safety. Girls are more likely to mention they have been helped (75%) than boys (71%, compare 80% in 13-16 year old girls). These tendencies are similar to what have been seen in Europe.** It is possible that the tendency is universal, as Russian and European results are really close.

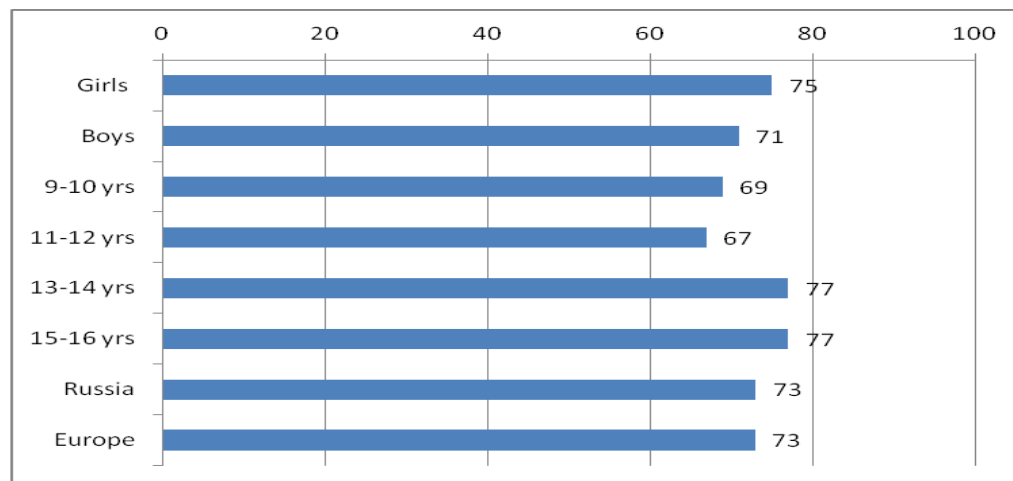
Table 61. Peers' active mediation of child's internet safety, according to child

% who say that their friends have...	Boys 9-12 years	Girls 9-12 years	Boys 13-16 years	Girls 13-16 years	Russia	Europe
Helped you when something is difficult to do or find on the internet	57%	56%	61%	71%	62%	64%
Explained why some websites are good or bad	25%	26%	29%	27%	27%	41%
Suggested ways to use the internet safely	34%	29%	43%	45%	38%	44%
Suggested ways to behave towards other people online	20%	26%	30%	32%	28%	37%
Helped you in the past when something has bothered you on the internet	18%	25%	20%	33%	25%	28%
One or more of the above	67%	69%	74%	80%	73%	73%

QC336: Have your friends ever done any of these things? (Multiple responses allowed)

Base: All children who use the internet.

Figure 114. Peer mediation of child's internet safety, according to child



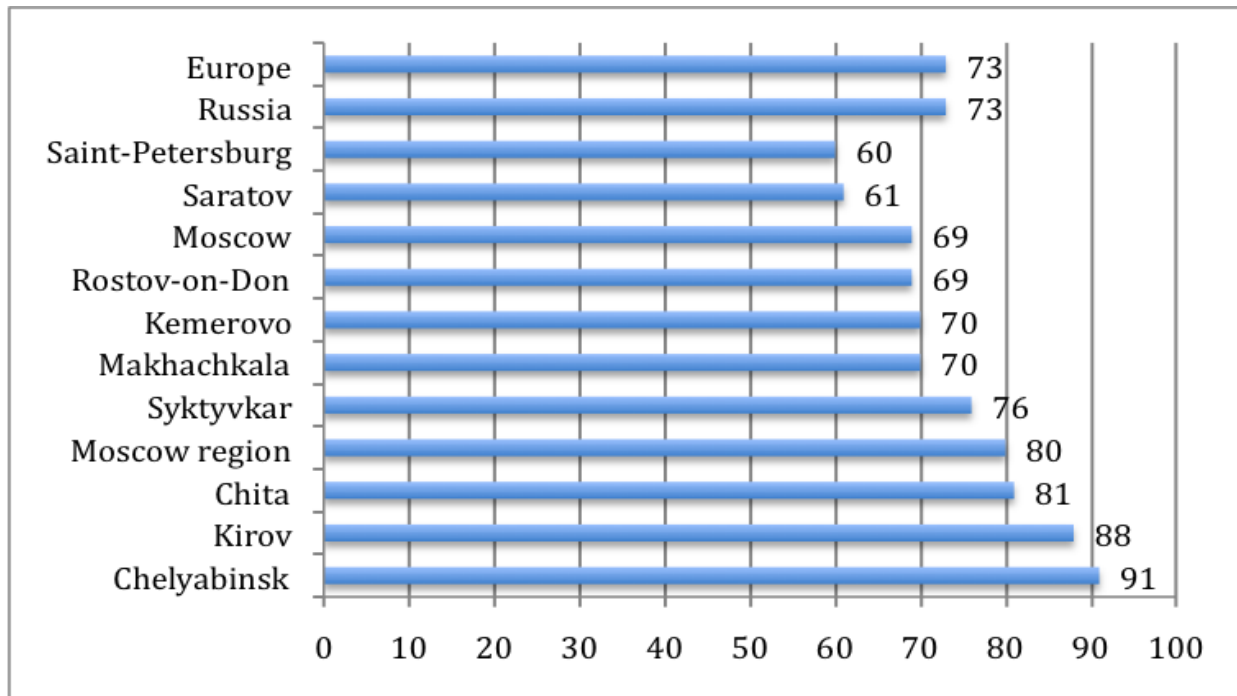
QC336: Have your friends ever done any of these things? (Multiple responses allowed)

Base: All children who use the internet.

- Regional variations in Russia, if compared by with national variations in the European survey, are greater: 60% to 91% children in Russia vs. 63% to 86% children help their peers.

- Less supportive of each other are children in Saint-Petersburg (60%) and Saratov (61%). Much more often children help each other in Chelyabinsk (91%), Kirov (88%), Chita (81%), and the Moscow region (80%).

Figure 115. Peer mediation of child's internet use, according to child, by region



QC336: Have your friends ever done any of these things? (Multiple responses allowed)

Base: All children who use the internet.

According to everything mentioned above, teachers and parents are often unable to actively mediate child's internet safety. Can the child's peers be more helpful? To answer this question, we have compared two variables: how often children claim that their peers suggested ways to use the internet safely, and how often children helped their peers in the same way (see Figures 116 and 117).

- **38% of Russian school children claimed that they have received some**

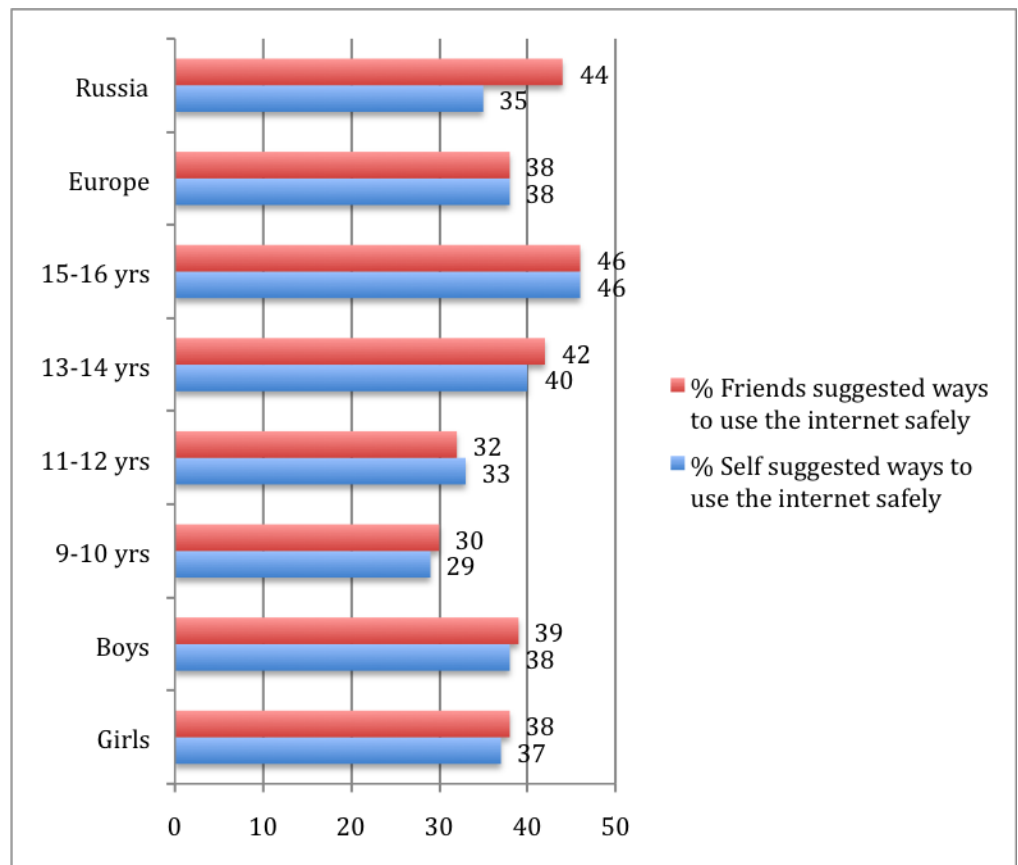
guidance on safe internet use from their friends, or say that they have also provided such advice to their friends. Similar results were received in Europe.

- **Older children more often help and are helped by peers in how to be safe online. Interestingly, the need for such support becomes more vivid with age: almost half of 15-16 year old respondents give or receive such advice, which means they find it**

important to become more knowledgeable about internet safety, as well as that they lack this knowledge. The same is overall true for children in Europe.

- There are no gender differences in how boys and girls give or receive advice on safe internet use to/from one another.

Figure 116. Peer mediation of child’s safe internet use, according to child

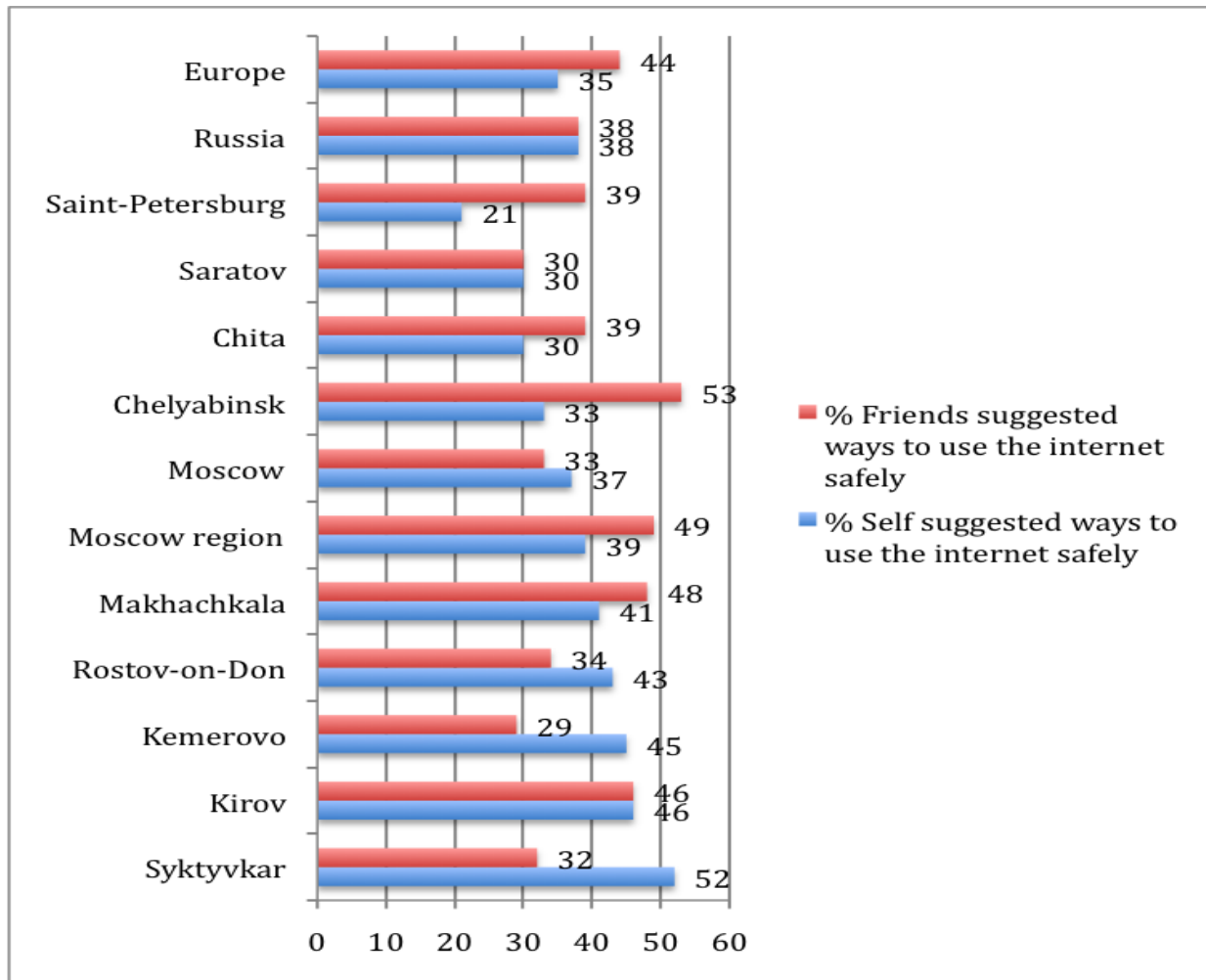


QC337: Have you ever suggested ways to use the internet safely to your friends. QC336c: Have your friends ever done any of these things – suggested ways to use the internet safely.
Base: All children who use the internet.

- Children in Syktyvkar (52%), Kirov (46%) and Kemerovo (45%) claimed more often that they have given advice on internet safety to their friends, and children in Chita (30%), Saratov (30%) and Saint-Petersburg (21%) were

less likely to report the same. Most helpful to their peers seem to be children in Chelyabinsk (53%), the Moscow region (49%) and Makhachkala (48%), and less peer support have provided teenagers in Kemerovo (29%).

Figure 117. Peer advice on how to use the internet safely, according to child, by region



QC337: Have you ever suggested ways to use the internet safely to your friends. QC336c: Have your friends ever done any of these things – suggested ways to use the internet safely.

Base: All children who use the internet.

10.5. Parent, teacher and peer mediation compared

Who is children's main source of advice in relation to internet safety (Figure 118, 119)?

- Less than half of the respondent children replied to the questions about who it is to have ever suggested you ways to use the internet safely, by saying no one.

- In most cases these were friends (38%) or parents (39%), but among teachers only 24% have helped children to use the internet, explained safety rules or suggested ways to behave toward other people on the internet.

- Russian school children help their peers when it comes to internet safety as often as do children in Europe (38% and 44% respectively). But the role of parents (39%) and teachers (24%) is much less noticeable in Russia

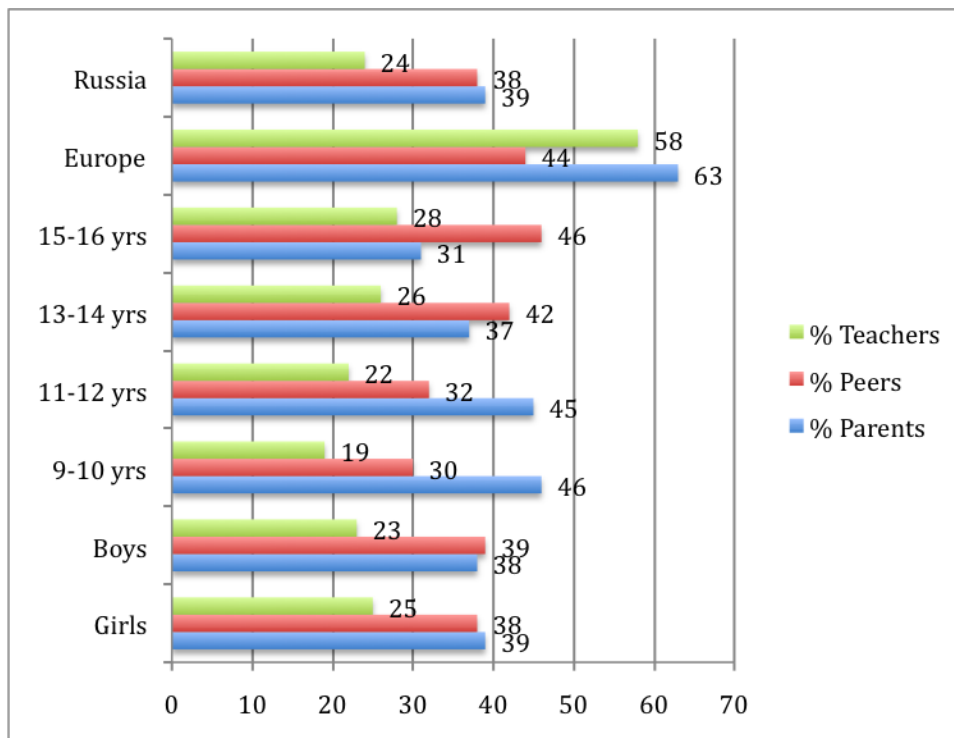
than in Europe (63% and 58% respectively). It is possible that teachers and parents can not help children due to the digital gap between generations, as well as due to them underestimating online risks and their own abilities.

- **Younger children are more often helped by their parents, but with age parental influence goes down, and the influence of peers and friends becomes more significant for the child.** However, less than half of 15-16 year olds receive advice from their friends (46%), less than third from their parents (31%), and about every fourth from their teachers (28%).

Similar dynamics takes place in Europe, but there half of 15-16 year olds receive parental advice, and 60% are advised by their teachers. The latter started playing a significant role in this mentoring practice. Overall, Russian school children have less opportunity to receive help from any of the above-mentioned sources.

- Boys and girls receive equal amount of support from parents, peers and teachers.

Figure 118. Whether parents, peers or teachers have ever suggested ways to use the internet safely, according to child

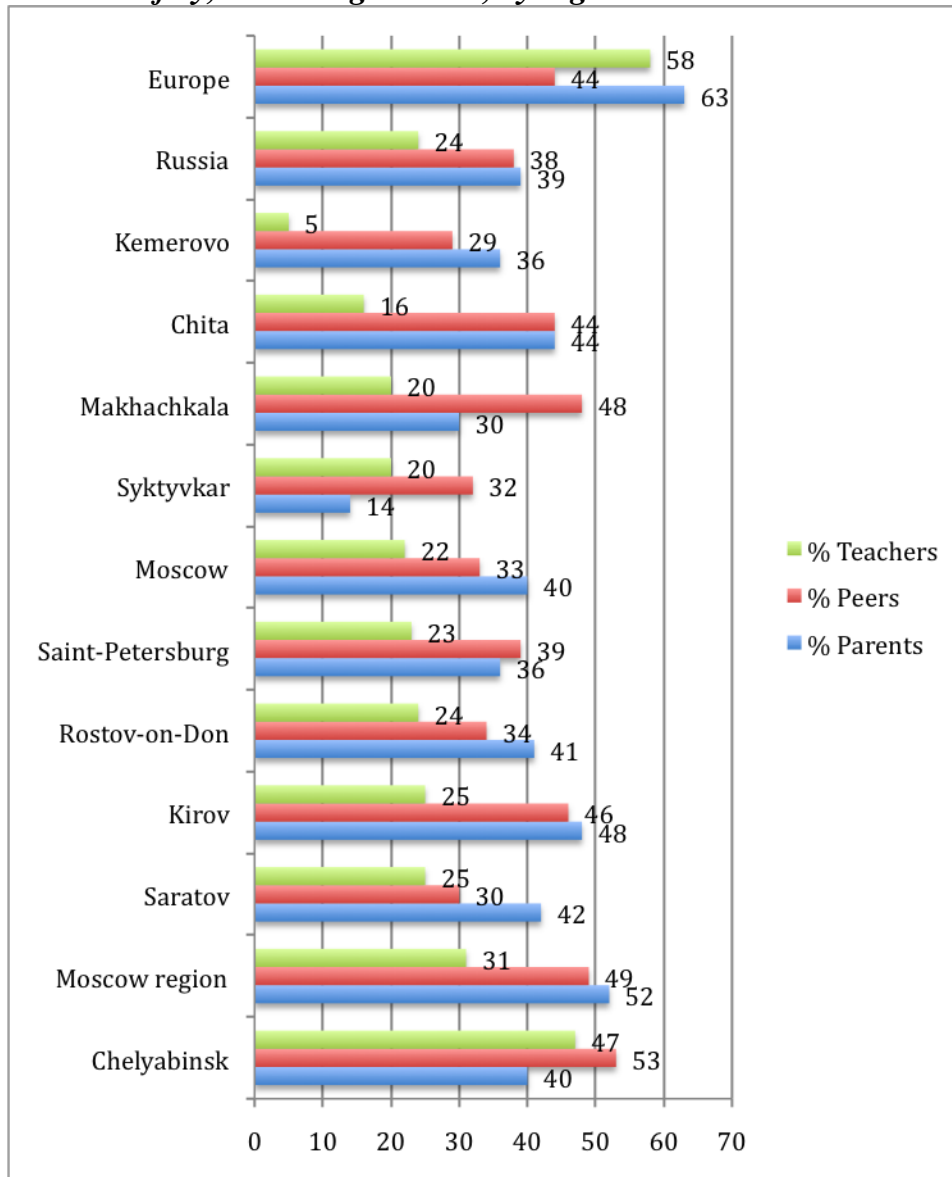


QC329c: Have your parents ever suggested ways to use the internet safely? QC336c: Have your friends ever suggested ways to use the internet safely? QC338d: Have your teachers ever suggested ways to use the internet safely?
Base: All children who use the internet.

- The picture across Russian regions reflects the situation described above – teachers give less safety advice, and a bit more than one third of children can count on their peers and parents. The level of involvement of all three groups differs

depending on a region. For example, children feel peers influence more in Makhachkala, but those who live in Moscow, Saratov and Chita receive more internet safety guidance from their parents.

Figure 119. Whether parents, peers or teachers have ever suggested ways to use the internet safely, according to child, by region



QC329c: Have your parents ever suggested ways to use the internet safely? QC336c: Have your friends ever suggested ways to use the internet safely? QC338d: Have your teachers ever suggested ways to use the internet safely?
Base: All children who use the internet.

10.6. Sources of safety awareness

There are additional sources of information available to children on how to use the internet safely: precisely, these

- **Sources about internet safety important to child, other than parents and peers, are other relatives (44%),**

- from someone whose job is to give advice over the internet (14%) and from an internet service provider (13%). Finally, almost never children receive information from social workers (6%) and librarians (3%), which is characteristic of Russian social environment. 25% of children report that they have not received safety guidance from any of these sources (Table 62). Russian and European results of this part of the survey more or less coincide.

- There are no gender differences, other than that girls slightly more often than boys receive safety guidance from a social or youth worker (6% and 4% respectively).

- **For 9-12 year olds the most important information sources are other relatives (44%) and television, radio, newspapers and magazines (14%). Older children receive information from other relatives or**

are relatives, media, and certain professionals working with children. Let us take a look at how significant other sources are for the child (Table 62, 63).

mass media (17%) and websites (16%). Even less frequently they receive information

media (43-44% and 15-18% respectively), but apart from that they find information on the websites (17%) and consult with those whose job it is to give advice over the internet (14%). The older the child, the more frequently they receive information from those whose job it is to give advice over the internet, from internet service providers, websites, television, newspapers and magazines. Older children are less likely than younger ones to say that they haven't received advice from any of the mentioned sources. We think that this is conditioned not by availability of the sources, but by children's increased need and interest in such information. This need makes them seek this information and they end up finding it. The European data indirectly confirms our thesis: in Europe older children also use more sources of safety information, and, as in Russia, there no gender differences apply.

Table 62. Children's sources of advice on internet safety (other than parents, teachers or friends)

Sources of advice on internet safety	Boys		Girls		Russia	Europe
	9-12 years	13-16 years	9-12 years	13-16 years		
Other relative	43%	44%	44%	43%	44%	47%
Television, radio, newspapers, magazines	11%	18%	17%	15%	17%	20%
Websites	7%	25%	16%	8%	16%	12%
Someone whose job is to give advice over the internet	5%	19%	14%	8%	14%	9%
Internet service provider	9%	20%	13%	7%	13%	6%
Youth or social worker	4%	4%	6%	6%	6%	6%
Librarian	2%	3%	3%	4%	3%	6%
I haven't received advice from any of these	33%	20%	25%	30%	25%	34%

QC339: Have you EVER received advice about how to use the internet safely from any of these people or places?

(Multiple responses allowed)

Base: All children who use the internet.

• We have noticed a substantial regional variation in relation to the safety guidance sources. Quite challenging, it seems, was to obtain such information on children from Syktyvkar, Kemerovo and Saratov (over 30% of school children there have never received advice from any of the sources). The situation in Makhachkala, Chita and the Moscow region is more favourable – there less than 20% of children claimed to have never received advice from any of the sources. In these “better-off” regions, the key source of information for children are

other relatives (more than 50% of children reported this). Websites are a relatively popular source across the regions, excluding Makhachkala, Saratov, Chita and Chelyabinsk, where the rate does not reach 15% of all answers. Television is an important source of information in Makhachkala, Syktyvkar and Moscow (over 20%) and is less important in Saint-Petersburg and Saratov (10% and 8%). Internet service provider becomes an important information source in Makhachkala (32% of cases), but not in other regions.

Table 63. Children's actual sources of information on internet safety, all children, by region

	Another relative	Television, radio, newspapers, magazines	Websites	Someone whose job is to give advice over the internet	Internet service provider	Youth worker or social worker	Librarian	I haven't received advice from any of these
Moscow	45%	21%	19%	14%	13%	6%	7%	24%
Moscow region	50%	16%	18%	18%	18%	9%	2%	17%
Saint-Petersburg	34%	10%	18%	18%	11%	2%	1%	25%
Rostov-on-Don	39%	17%	16%	19%	15%	10%	5%	24%
Kirov	51%	16%	22%	17%	17%	5%	7%	22%
Syktyvkar	40%	22%	20%	11%	0%	2%	2%	32%
Chelyabinsk	55%	15%	14%	15%	17%	5%	1%	17%
Kemerovo	34%	14%	21%	8%	16%	1%	3%	41%
Makhachkala	60%	32%	10%	17%	32%	10%	0%	12%
Saratov	32%	8%	5%	4%	6%	6%	2%	35%
Chita	52%	17%	7%	13%	9%	6%	4%	20%
Russia	44%	17%	16%	14%	13%	6%	3%	25%

QC339: Have you EVER received advice about how to use the internet safely from any of these people or places?

(Multiple responses allowed)

Base: All children who use the internet.

In order to be able to help their child, parents should have some level of competence in internet safety. Where do they receive needed information? Table 64 shows how parents answered the question about their sources of information.

- **18% of parents said that they get internet safety advice from the internet.**

- With that, **family and friends are the most common source (44%), followed by mass media (24%) and websites (23%). Only every tenth adult gets advice from their child's school, and almost no one from local authorities and welfare and charity organizations.** In other words, most of the time parents receive information sporadically.

- By comparison with Europe, more Russian parents do not receive any information about internet safety at all (13% of parents in Europe and 18% in Russia). Russian parents are also less frequently advised by the child's school (27% in Europe and 10% in Russia) or by an internet service provider (22% in Europe and 15% in Russia).

- The numbers mentioned above do not depend on the child's age. The only age-related tendency revealed is that **the older the child, the more often they become a source of information for their own parents. To illustrate, 7% of parents of 9-10 year olds get advised by their children, compared with 21% of parents of 15-16 year olds.**

Table 64. Parents' actual sources of information on internet safety

%	9-10 years	11-12 years	13-14 years	15-16 years	Russia	Europe
Friends and family	46%	45%	43%	42%	44%	48%
Television, radio, newspapers, magazines	26%	19%	20%	28%	24%	32%
Websites with safety information	21%	27%	23%	22%	23%	21%
Internet service provider	13%	15%	17%	13%	15%	22%
From my child	7%	10%	17%	21%	14%	13%
Other sources	15%	17%	12%	11%	13%	8%
Your child's school	10%	11%	10%	10%	10%	27%
Manufacturers and retailers selling the products	2%	6%	7%	5%	5%	10%
Government, local authorities	1%	3%	0%	3%	2%	7%
Children's welfare organizations/charities	0%	2%	1%	2%	1%	4%
None, I don't get any information about this	18%	10%	20%	22%	18%	13%

QP238: In general where do you get information and advice on safety tools and safe use of the internet from?

(Multiple responses allowed)

Base: Parents whose child uses the internet.

What sources of information on internet safety do parents prefer? See Table 65 for the results.

- In terms of sources of information that parents prefer to use, **8% of parents**

say they don't want any further information on internet safety (compare to 9% in Europe). On the other hand, every desirable source has gained only about a third of all "votes".

- **As desirable sources of safety information, parents consider traditional mass media (36%), special websites (33%) and schools (33%).**

- Compared to Europe, Russian parents more often indicate other sources and less often – local authorities or charities.

- Child (14%), family and friends (24%) as information sources, are in the middle of the popularity list: even though parents do get advice sporadically through personal connections, they prefer having more structured sources of information.

Table 65. Parents' desired sources of information on internet safety, by age of child

	9-10 years	11-12 years	13-14 years	15-16 years	Russia	Europe
Friends and family	36%	33%	33%	39%	36%	32%
Television, radio, newspapers, magazines	31%	32%	31%	37%	33%	43%
Websites with safety information	27%	39%	33%	33%	33%	24%
Internet service provider	24%	33%	23%	24%	26%	26%
From my child	21%	23%	25%	27%	24%	29%
Other sources	15%	19%	18%	16%	17%	6%
Your child's school	13%	11%	19%	20%	16%	12%
Manufacturers and retailers selling the products	8%	11%	16%	14%	13%	16%
Government , local authorities	10%	10%	16%	13%	12%	20%
Children's welfare organizations/charities	7%	6%	8%	7%	7%	12%
None, I don't get any information about this	10%	3%	11%	7%	8%	9%

QP239: In general where would you like to get information and advice on safety tools and safe use of the internet from in the future? (*Multiple responses allowed*)

Base: Parents whose child uses the internet.

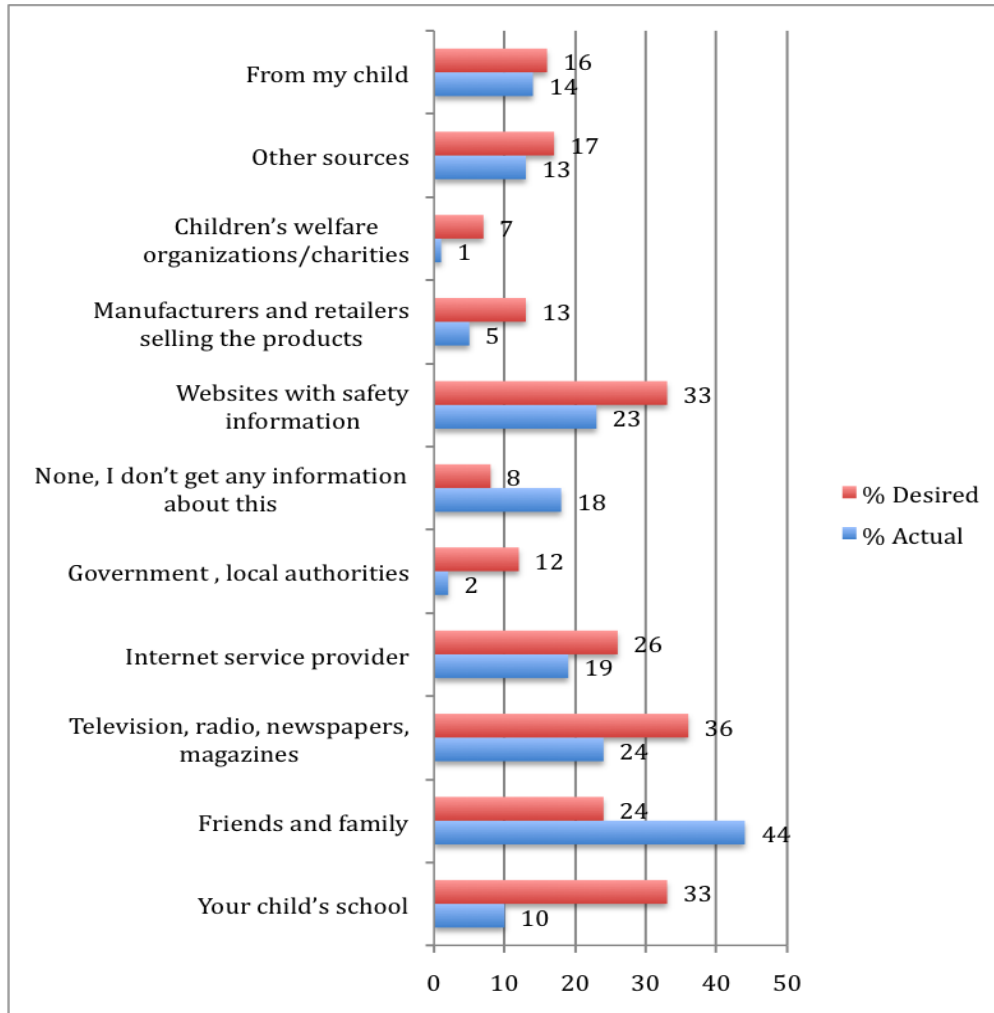
So, where is the gap between sources that provide parents with information and sources they would like to get information from, more significant? For answers see Figure 120.

- **The largest gap between desirable and actual situation pertains to the role of school – 33% of parents would want to receive safety information from their child's school and only 10% do receive it. It is**

followed by mass media (36% would like to receive and 24% receive), internet service provider (26% and 15% respectively) and local authorities (12% and 2%). From all these sources parents would like to receive more information than they currently do. On the contrary, they would like to receive less information from family and

friends (24% would like to receive and 44% receive). In Europe leading sources of information are schools and government, but the gap between desired and real is significantly smaller. In Europe nearly one third of all parents have been provided with safety information by schools, whereas in Russia schools instruct only every tenth parent.

Figure 120. Parents' actual and desired sources of information on internet safety, all children



QP238: In general where do you get information and advice on safety tools and safe use of the internet from? QP239: In general where would you like to get information and advice on safety tools and safe use of the internet from in the future? (*Multiple responses allowed*)

Base: Parents whose child uses the internet.

CONCLUSIONS

There is an increase in how intensively the internet is used, along with a decrease in the age of the users.

Russian children start using the internet a bit later than their European peers. However, the data we have received indicate a clear tendency towards a decrease in the age when children become internet-users. Russian children start using the internet later, but more intensively, and the older they get, the more time they spend online.

Modern technologies allow children to go online from everywhere anytime. Mobile devices connect to the internet from multiple places (cafes, shops, schools, and even in the metro), thanks to mobile connection signal and free wi-fi. This facilitates the use of internet services through which one can “broadcast” themselves online live and with no interruptions. Teenagers are very keen on using these platforms: they share their photos “here and now”, check-in at various spots, communicate with tens of real and online friends on SNSs. According to our data, on average children spend online up to 1,5 hours daily, but some Russian teenagers practically “live on the internet” all day long. This increase in time spent online, along with the age decrease, puts at risk children's psychological and physical development and makes them more vulnerable to various internet addictions.

Age and gender differences

It is common for modern sociological research to survey only those children aged 12 and older. As we adapted the questionnaire for 9-10 year olds, we were able to reach by our survey school children of almost all ages,

including those who attend elementary school. Thus, we got to analyse strategies and specifics of internet use by children depending on their age, and to track down the dynamics of any possible changes.

Our findings show that with age all aspects of internet activity increase, such as time spent online daily, number of online activities, number of online contacts. This correlates with an increase of online-risks: older children become victims of cyberbullying, dangerous content, online cheating etc. With that, older children have been less bothered by unpleasant experiences on the internet and have used more active coping strategies in emotionally challenging situations. Younger children, although being less exposed to risky situations online, make up the main risk group due to their lack of experience, fragility, and their yet unshaped identity. Children of younger ages have been bothered by hurtful things they had seen online, for a longer time, and have sought parental support more often. Parents of older children tend to mediate their internet use much less and believe that the latter can deal with any possible online problems on their own.

According to our research, there is no marked gender difference in how actively children use the internet, however, there are differences in what they do online. Girls are more keen on visiting SNSs, using the messenger, sending emails and uploading photos to their social networking profiles. Boys more often than girls spend time in the virtual reality playing games, watch online videos and use file-sharing sites. On average, it is boys who meet more new people online.

Girls more often than boys reported to have seen negative content on the internet. In regards to certain online-risks, boys and girls encounter risky situations equally often, but they differ in sources where they face such negative experience. We can explain it through differences in online activities that boys and girls prefer. More than that, girls seem to be more sensitive to online-risks, than boys: they

Diversity of online activities

Internet activity is becoming more and more diverse, and every child can find something for their own taste. Participation in many online activities is a building block of successful online socialisation. According to our research, Russian school children try to embrace almost all available types of online activities and prioritise those activities that involve them in communication. Social networking sites attract children and teenagers by far the most. Over 75% of children reported to have a profile on one of SNSs, and one third of the surveyed children have profiles on more than one SNS.

Other popular online activities include using the internet for school work, downloading music and videos, uploading photos and chatting with friends.

One third of children who have SNS profiles keep them public, that is, seen to everyone online. 60% to 80% of children indicate their family name, real age, and school number. Social networks help children to expand their circle of communication, but at the same time devalue the very notion of friendship and a friend. Almost every fifth (19%) child in Russia has over 100 SNS friends.

get bothered more often and need more time to overcome the consequences. Boys are slightly more prone to use coping strategies when dealing with online-risks. More girls, on average, think that their parents support them (72% of girls and 66% of boys), although parents think that they provide more support to boys than girls.

Regional differences

The economic, infrastructural and social development of a region largely define availability of internet access, and, hence, the user activity among school children in the region. Children in the Transbaikal region go online from their room less often, than their peers in other regions, and less than the latter use mobile internet. Perhaps, it is due to burdens in accessing the internet in that region and in Saratov and Makhachkala, that we see the lowest percentage of daily internet users among children of school age.

How well regions are equipped in terms of internet accessibility, impacts the age when children first go online. This is why in the metropolis cities like Moscow and Saint-Petersburg where the number of internet users is on average higher, children start using the internet at the age of 9. Also, among those who reported to have started their internet activity at the age of 5, most children come from Moscow, Saint-Peterburg, and from Kemerovo and Saratov. Not only they start surfing through the web earlier, but also use it more intensively.

In four Russian regions (Saint-Petersburg, the Saratov region, Moscow, the Moscow region) the internet penetration among parents amounts to 90%, and higher. Other regional differences refer to parental use, when the

amount varies from 2/3 of parents of those children who use the internet, also going online in Makhachkala, to only every fifth parent being a user in Syktyvkar.

Risk and harm

Over half of Russian school children agree that on the internet there can be something negative and inappropriate for children of their age. Every fourth child reported to have experienced something online that made them feel uncomfortable, upset and that they better would not have seen it.

Most frequent out of all online risks, according to children, are content risks: over one third of 9-16 year olds have encountered sexual content on the internet, and almost every second 11-16 year old has visited websites that can be potentially harmful for their physical health and wellbeing, as well as websites promoting racial hatred and violence.

Equally dangerous is the risk to get attacked by online viruses. About half of those who use the internet have experienced viruses coming from the internet.

Less common are communication risks. However, every tenth child has been bullied online, and almost one third of Russian school children have seen or received personal messages of sexual nature on the internet, with over 15% having seen/received them monthly or more often. In addition, almost every second child reported to have communicated with someone online who they never knew in real life, face-to-face. Of those, every fifth child has gone to a meeting with such online acquaintance.

The duration of being under stress caused by online risks differs depending on the risk type. Content risks bother

children and teenagers the least. Almost every sixth child has seen sexual images online that bothered them. In most cases children managed to rather quickly get over their negative emotions caused by the images. In rare cases they remained upset for several days. Children can be bothered by sexting and offline meetings with online friends – every sixth child has been affected by one or the other.

According to our findings, the most stressful for children can be cyberbullying. More than two thirds of the surveyed children, who have been bullied online, were very upset about it, and almost every third child regardless the age remained upset for several days and longer.

Mediation

Parents banning and restricting internet activities affects the children's internet use overall. Those children, whose parents mediate their internet use a lot, go online less often, encounter less sexual and negative content, go less to offline meetings with their online contacts. However, in situations when they do experience certain problems on the internet, such children shy away from the issue and instead of solving the problem, stop using the internet. How effective restrictions will be, also depends on a child's personality and on what exactly they prefer to do online.

Parental mediation influences very little, if at all, the amount of online-risks experienced by children. Those children, who are highly controlled by their parents, tend to use the internet and communicate with strangers just a little less often.

Besides, there is a low correlation between parents explaining things about the internet and encouraging internet

exploration, and the frequency with which children encounter online risks. Children of such proactive and encouraging parents use the internet a little less than other children, receive fewer sexual messages and communicate with less strangers online. From the other side, such children are less emotional when encountering online risks and are keener on using a coping strategy to solve a problem. Also, parental explanations and encouragement lower the risk of the internet addiction in those children, who use the internet for chatting and gaming.

There is no relation between parental mediation and child being bullied online and becoming a victim of a criminal activity. This confirms that quite often parents are unaware that such threats exist and have no idea what to do when they become real.

Russia and Europe compared

Our comparative analysis shows that when it comes to children and teenagers using the web, Russia, unlike European countries, can be placed in a higher risk group, characterised by acute online safety issues. Higher risks are “aggravated” by high user activity of children in Russia, the decreasing age they first go online, diversification of information and communication types of

activities online, low control over those activities, and the increase in number of content and communication risks along with insufficient awareness.

By all variables Russia has a lot in common with Eastern European countries, such as Czech Republic, Estonia, Lithuania, as well as Northern Europe (Denmark and Sweden), characterised by high online activity rate among children and youth. By risk factors, Russia stands most distant from South European countries such as Italy, Portugal and Turkey. The latter are defined by low and medium usage rate and low and medium risk. The same was proved by our previous research.

Additionally, our comparison allows us to conclude that in many European countries there have been a large amount of activities to make the information and communication technologies safer, both by research and practical solutions. Our fundamental research allows us now to see the real and unique situation in present Russia. Based on its findings, and by using, enriching and developing the positive experience of European countries, we should try to find our own solutions and make the internet safer for our children and teenagers.

BIBLIOGRAPHY

1. DeAngelis, T. Web pornography's effect on children. Monitor Staff. November 2007, Vol 38, No. 10. URL: <http://www.apa.org/monitor/nov07/webporn.aspx>
2. Кон, И.С. (2006). Кон И.С. Что такое буллинг и как с ним бороться? (*What is bullying and how to deal with it?*) // Семья и школа. 2006. № 11. С. 15–18.
3. Livingstone S., Haddon L., Görzig A., Ólafsson K. (2011) Risks and safety on the Internet: The Perspective of European Children. Initial Findings. LSE, London: EU Kids Online.
4. Livingstone, S., Haddon, L. (2009) EU Kids Online: Final Report. LSE, London: EU Kids Online.
5. Smith P. et al. Cyberbullying: Its Nature and Impact in Secondary School Pupils / Smith P., Mahdavy J., Carvalho M., Fisher S., Russell S., Tippet N. // J. of Child Psychology and Psychiatry. 2008. V. 49. N. 4. P. 376–385.
6. Soldatova, G., Lebesheva, M. (2011). Солдатова Г.В., Лебешева М.И. Опасное любопытство. Кто и как попадает на сайты, несущие угрозу для здоровья школьников? (*Dangerous Curiosity. Who and how get to websites harmful for child's health and well-being?*) // Дети в информационном обществе, 8, 2011, с.46-55.
7. Soldatova, G., Rasskazova E., Lebesheva M. Солдатова Г., Рассказова Е., Лебешева М. Жестокий опыт (*Bitter experience*) // Дети в информационном обществе, №12, 2012.
8. Soldatova, G., Rasskazova, E. (2011). Солдатова Г.В., Рассказова Е.И. «Из-за интернета я не ел и не спал» Зависимость или новый образ жизни? (*"I stopped eating and sleeping because of the Internet": an addiction or a new life style?*) // Дети в информационном обществе, 9, 2011.
9. Soldatova, G., Rasskazova, E. (2012). Солдатова Г.В., Рассказова Е.И. Как им помочь. Ребенок в интернете: запрещать, наблюдать или объяснять? (*We can help. Children on the Internet: forbid, observe or explain?*) // Дети в информационном обществе, 10, 2012, с.26-33.

10. Soldatova, G., Rasskazova, E. Солдато́ва Г., Зо́това Е. Агрессоры и жертвы (*Aggressors and victims*) // Дети в информационном обществе, №11, 2012.
11. Soldatova, G., Rasskazova, E. Солдато́ва Г., Рассказова Е. Роль родителей в повышении безопасности ребенка в интернете: классификация и сопоставительный анализ (*The role of parents in promoting child safety on the internet: classification and comparative analysis*) // Вопросы психологии. — 2013. — № 2. — С. 3–14.
12. Soldatova, G., Rasskazova, E. Солдато́ва Г., Рассказова Е. Чрезмерное использование интернета: факторы и признаки (*Excessive internet use: factors and characteristics*) // Психологический журнал. — 2013. — Т. 34, № 4. — С. 105–114.
13. Soldatova, G., Zotova, E. (2011). Солдато́ва Г.В., Зо́това Е.Ю. Кибербуллинг в школьной среде: трудная онлайн ситуация и способы совладания (*Cyber-bullying at school: an online challenge and ways to cope with it*) // Образовательная политика, 5 (55), 2011.
14. Soldatova, G., Zotova, E. (2013). Coping with online risks: the experience of Russian schoolchildren // Journal of Children and Media, 7:1, 44-59.
15. Soldatova, G., Zotova, E., Chekalina, A., Gostimskaya, O. (2011b). Солдато́ва, Г., Зо́това, Е., Чекалина, А., Гостимская, О. (2011b) Пойманные одной сетью. Социально-психологическое исследование восприятия интернета детьми и подростками (*Caught in one net. Socio-psychological research on how children and teens perceive the Internet*) – М.
16. SuperPower: Visualising the internet. Net growth. URL: <http://news.bbc.co.uk/2/hi/technology/8552410.stm>
17. ВЦИОМ. «Смартфон, планшет или обычный компьютер: как россияне выходят в интернет?» (*VCIOM – The All-Russian Public Opinion Research Center. “Smartphone, tablet or PC: devices Russians use to go online?”*). Пресс-выпуск №2002. 18.04.2012. URL: <http://wciom.ru/index.php?id=459&uid=112716>
18. Доклад о ситуации в экономике, финансово-банковской и социальной сферах субъектов Российской Федерации в 2009 году. Министерство регионального

развития Российской Федерации (*Report on the economic, financial and social sectors development in Russian regions, 2009. Russian Department for Regional Development*). URL:

http://www.minregion.ru/activities/monitor/region_dev_monitor/

19. Развитие интернета в регионах России (*Internet development in Russian regions*).

URL: http://company.yandex.ru/researches/reports/internet_regions_2012.xml

20. Фонд «Общественное мнение». Опросы «Интернет в России» (*Public Opinion Foundation. Series of surveys "The Internet in Russia"*). Специальный выпуск.

Март 2009. URL: <http://bd.fom.ru/pdf/int0309.pdf>